




# Electronic security price book 11

Effective February 19, 2022 • Rev. 02/22  
Schlage



**This price list supersedes and cancels all previous price lists. Prices shown are subject to change without notice.**

### Administrative Offices

Allegion Administrative Office  
11819 N. Pennsylvania St. • Carmel, IN 46032  
allegion.com/us

### Placing orders

You can place orders with Allegion via the fax numbers or emails listed below:

#### Electronic Products

*(Schlage, Electronic Locks, Electromagnetic Locks, Power Supplies and System Accessories)*  
Fax#: 1-800-452-0665  
Email: Allegion\_Orders@allegion.com

#### Von Duprin Electronic Products

*(Power Supplies, Electric Strikes, Delayed Exit System and Electrical Power Transfer)*  
Fax#: 1-800-999-0328  
Email: Allegion\_Orders@allegion.com

#### Readers, Credentials & Keypads

Fax#: 1-866-954-1779  
Email: Allegion\_Orders@allegion.com

### Customer Care

Our Customer Care Representatives are available for questions or assistance.

You can reach them at **877-671-7011** (Press 1 for Sales Support | Press 2 for Product Support | Press 3 for RSO) or through the email addresses listed below:

### Sales Support

support@allegion.com

### Technical Product Support

**Schlage Electronic Locks & System Components** (Electromagnetic Locks, Power Supplies and System Accessories)  
Electronic\_Lock\_TechProdSupport@allegion.com

#### Readers & Credentials

Readers\_Credentials\_Biometrics\_TechProdSupport@allegion.com

#### Von Duprin Electronics

*(Power Supplies, Electric Strikes, Delayed Exit System, Electrical Power Transfer)*  
Phone#: 1-866-422-5547  
Exits\_TechProdSupport@allegion.com

### Request for Quote

<b>Carolinas</b> <i>(North Carolina, South Carolina, Virginia)</i> Carolinas.Quotes@allegion.com	<b>Michigan</b> Michigan.Quotes@allegion.com	<b>North Central</b> <i>(Minnesota, North Dakota, South Dakota)</i> NorthCentral.Quotes@allegion.com
<b>Central</b> <i>(Arkansas, Illinois, Iowa, Kansas, Missouri, Nebraska, Oklahoma)</i> Central.Quotes@allegion.com	<b>Mid Atlantic North</b> <i>(New York, Pennsylvania)</i> Mid.Atlantics.north.quotes@allegion.com	<b>Northern California</b> NoCal.Quotes@allegion.com
<b>Chicago</b> <i>(Illinois-Northern, Wisconsin)</i> Chicago.Quotes@allegion.com	<b>Mid Atlantic South</b> <i>(Delaware, Maryland, New Jersey)</i> Mid.Atlantics.south.quotes@allegion.com	<b>Northwest</b> <i>(Alaska, Oregon, Washington)</i> Northwest.Quotes@allegion.com
<b>Florida</b> Florida.Quotes@allegion.com	<b>Midwest</b> <i>(Indiana, Kentucky, Ohio, West Virginia)</i> Midwest.Quotes@allegion.com	<b>South</b> <i>(Alabama, Georgia, Louisiana, Mississippi, Tennessee)</i> South.Quotes@allegion.com
<b>Great Lakes</b> <i>(New York, Pennsylvania)</i> GreatLakes.Quotes@allegion.com	<b>Mountain States</b> <i>(Colorado, Idaho, Montana, Nevada, Utah, Wyoming)</i> Mtn.States.Quotes@allegion.com	<b>Southern California</b> <i>(California-Southern, Hawaii)</i> SoCal.Quotes@allegion.com
<b>Metro New York</b> Metro.Quotes@allegion.com	<b>New England</b> <i>(Connecticut, Main, Massachusetts, New Hampshire, Rhode Island, Vermont)</i> NewEngland.Quotes@allegion.com	<b>Southwest</b> <i>(Arizona, New Mexico)</i> Southwest.Quotes@allegion.com
		<b>Texas</b> Texas.Quotes@allegion.com

Contents		<b>PARTS</b>	<b>215</b>
Contact Information	2	AD Series Parts	215
Table of Contents	3	CO Series Parts	229
Keyway and Cylinder Policies	6	<b>ELECTROMAGNETIC LOCKS</b>	<b>243</b>
Distribution Policy	11	M490 Max Security	244
Finish Information	11	M450 High Security	245
<b>SOLUTIONS OVERVIEW</b>	<b>13</b>	M420 Traffic Control Series	246
<b>CREDENTIALS</b>	<b>15</b>	M490DE Delayed Egress Series	247
SmartCard Credentials	18	M390RFK Retrofit Lock	248
Proximity Credentials	21	Filler Plates and Angle Brackets	249
Magnetic Stripe Credentials	22	M490G Gate Lock	250
<b>NETWORKED READERS</b>	<b>29</b>	320M Mini Mortise Mount	250
Multi-Technology Readers	32	GF3000 Shear Lock Mortise Series	251
Magnetic Stripe Readers	32	GF-3000 Shear Lock Surface Series	252
Contactless Smart Card Readers	32	Electromagnetic Lock Parts	253
Proximity Readers	32	<b>POWER SUPPLIES</b>	<b>255</b>
Schlage Magnetic Stripe Readers	35	PS902 Power Supplies + Option Boards	256
iButton Readers	35	PS904 Power Supplies + Option Boards	257
Scramble Keypads from Schlage	36	PS906 Power Supplies + Option Boards	258
Electronic Keypads	36	<b>SYSTEM ACCESSORIES</b>	<b>259</b>
Offline Keypads	36	8200 Series Consoles	260
General Reader Configuration Cards	37	800 Series Remote and Local Monitoring Stations	260
<b>READER CONTROLLERS</b>	<b>41</b>	672 TouchBar	261
RC Pure IP Multi-Technology Reader Controller	42	692 SmartBar	262
CTE ENGAGE Single Door Controller	43	672 TouchBar / 692 SmartBar Parts	263
CT5000 Offline Controller	44	600 Series Heavy Duty Pushbuttons	264
WRI400 Outdoor Wireless Reader Interface	45	600 Series Heavy Duty Pushbutton Parts	265
<b>MULTI-FAMILY ELECTRONIC LOCKS</b>	<b>47</b>	700 Series Entry Level Pushbutton	266
Schlage Control™ Mobile Enabled Smart		650 Series Heavy Duty Keyswitches	267
Interconnect Locks	48	650 Series Heavy Duty Keyswitch Parts	268
Schlage Control™ Mobile Enabled Smart Deadbolt	50	FSS1 High Security Door Position Monitor	269
Schlage Control™ Top Sellers	52	Door Position Switches	269
<b>LE WITH ENGAGE™ TECHNOLOGY</b>	<b>53</b>	Door Cords	269
LE How to Order	55	Electronic Horns	270
LE Greenwich Sectional with Rose	64	Scanners/PIRS	270
LE Addison Escutcheon	66	740 Series Emergency Break Glass	270
LE Parts	68	660 Series Surface Mini Box	270
LE Accessories	72	442S Series Cabinet Lock	271
<b>NDE WITH ENGAGE TECHNOLOGY</b>	<b>73</b>	PB405/PB405S PowerBolts	271
NDE How to Order	74	<b>VON DUPRIN ACCESS CONTROL PRODUCTS</b>	<b>273</b>
NDE Wireless Lock Cylindrical	80	4200/6400 Series Electric Strikes	274
NDE Wireless Lock Parts	82	5100/6100/6200 Series Electric Strikes	275
<b>AD SERIES NETWORKED LOCKS</b>	<b>87</b>	6300 Series Electric Strike	276
AD Series How to Order	88	PS914 Power Supply	276
AD-300 Networked Hardwired	102	Delayed Exit System	276
AD-302 Networked Hardwired (FIPS 201-2 Compliant)	108	Electric Power Transfer	276
AD-400 Networked Wireless	114	Remote Undogging (RU) and Remote Monitoring (RM)	276
AD-402 Networked Wireless (FIPS 201-2 Compliant)	120	<b>MISCELLANEOUS</b>	<b>277</b>
AD Series 993 Dummy Trim	126	Display Mounts	278
AD Series Networked Accessories	128	Agency Listing	279
<b>AD SERIES STANDALONE LOCKS</b>	<b>133</b>	Door & Frame Handing Chart	281
AD Series Standalone Locks How to Order	134	System Design Guide	283
AD-201/AD-302/AD-402 Overview	135	Key Systems Summary	285
AD-200 Standalone; Rights on Locks	146	Wiring Diagrams	299
AD-201 Standalone (FIPS Compliant)	152	BAA Order Transmittal Cover Letter	303
AD-250 Standalone; Rights on Card	158		
AD Series 993 Dummy Trim	164		
AD Series Standalone Accessories	166		
<b>CO SERIES STANDALONE LOCKS</b>	<b>169</b>		
CO Series How to Order	170		
CO Series Overview	171		
CO-100 Standalone; Manually Programmable	182		
CO-200 Standalone; Computer or Manually Programmable with user Rights on Locks	188		
CO-220 Standalone; Classroom Lockdown Solution	194		
CO-220 Classroom Lockdown Solution - Exit Trim	198		
CO-993DT - Non-Functioning Dummy Trim for Exit	200		
CO-250 Standalone; Computer Programmable with user Rights on Magnetic Stripe Card	202		
CO-993DT Non-functioning Dummy Trim for Exit	208		
CO Series Accessories	210		
CT5000 Offline Controller	212		

### Policies and documents

The purchase of Allegion products is governed by the Allegion Authorized Seller Program. For program terms and conditions, and other program details, please visit: [www.allegion.com/AuthorizedSeller](http://www.allegion.com/AuthorizedSeller).

For Warranty information, visit [us.allegion.com/warranty](http://us.allegion.com/warranty) or contact Customer Service at 877-671-7011.

## Additional Terms & Conditions

### Commercial

The following specific product terms and conditions are applicable only to the extent provided herein. All other terms and conditions contained in the General Terms and Conditions of Sale and Service provided in this Price Book will govern the sale of products identified in this Price Book.

#### Prices:

This price list supersedes and cancels all previous price lists. Prices shown are subject to change without notice. All prices may be subject to discount.

#### Minimum Order Size for Channel Discount:

All orders less than \$500.00 list shall be discounted at book net.

#### Claims and Returns:

Due to Schlage error:

- Claims for shortages and/or incorrectly filled orders must be filed with Customer Service within 30-days of receipt of material.
- Incorrect order acknowledgments must be changed by emailing request to Customer Care territory email box upon receipt of acknowledgment. Refer to inside cover of this book.
- Invoice adjustments must be faxed to Credit Adjustments @ (317) 810-3048 within 30-days of receipt of invoice.
- Returned goods will not be accepted without prior written approval from Schlage. Credit will be based upon the Return Material Authorization (RMA) issued by Customer Service or the Allegion Consultant and final acceptance by Schlage. Returns must be prominently marked with the RMA number and follow return guidelines on the RMA form.
- Product considered being defective after review by the Allegion Consultant must be returned to the Schlage Lock Company facility in Security, Colorado accompanied by an RMA. Replacement orders for defective product will be entered by Customer Service at the time of notification.

#### Claims and Returns:

Due to Customer error:

- It is the policy of the Schlage Lock Company to not accept returns of any materials that are correctly furnished as per the dealer's purchase order.
- Return of product due to customer order error or accommodation must be pre-arranged with the Allegion Consultant and approved by Business Unit Manager.
- Returns are subject to a minimum restocking charge of 35% for unopened cases.
- Materials are not returnable.
- Product must be received in original factory condition and certified as such by Schlage Receiving.

Charge-backs will not be allowed.

**Commercial**

**Delivery:**

For the following:

Non-Master Keyed orders

Master Keyed orders  
or

Non-Master Keyed orders prominently marked on the order to "Ship Complete"

**Claims and Returns:**

Expect this delivery:

Factory items will individually be assigned ship dates based on current lead times.

The entire order will be assigned ship dates grouped by factory location. Items with longest current lead times determine ship date for other items from that location.

All orders will be acknowledged with scheduled ship dates. Specific scheduled ship dates are not guaranteed by Schlage because of the nature of product, labor, availability of product or manufacturing conditions that might be beyond our control. Schlage will not be liable for back charges incurred based on availability of product in accordance with acknowledged ship dates. Selected Products are available to specific channels of distribution for 1 and 5-day delivery through the Allegion FastTrack Program. The Allegion FastTrack Program is subject to separate terms and conditions.

**Order Changes or Cancellations:**

Type of Change	Type of Product		
	- Primus® Keys	Normal Factory Lead Time items	⌚ Extended Factory Lead Time items
1. Change to: - Product, creating a different SKU number - Keying	Not Accepted	<ul style="list-style-type: none"> <li>OK within first <b>2-days</b> from receipt of order.</li> <li>If after <b>2-days</b>, item must be deleted from order (see 3, 25% handling charge will apply) and entered as a new order (see 2).</li> </ul>	<ul style="list-style-type: none"> <li>OK within first <b>10-days</b> from receipt of order.</li> <li>If after <b>10-days</b>, item must be deleted from order (see 3, 50% handling charge will apply) and entered as a new order (see 2).</li> </ul>
2. Change to: - Increase quantity of existing item(s) - Add new item(s)	Not Accepted	<ul style="list-style-type: none"> <li>New order with normal lead-time must be generated for additions. Same terms &amp; conditions will be applied if requested so long as the original order has not been shipped.</li> <li>Additions received after the original order ships must be entered as a new order and will stand-alone for lead-time and terms &amp; conditions.</li> </ul>	
3. Change to: - Delete item(s) - Reduce quantity of existing item(s) - Cancel order	Not Accepted	<ul style="list-style-type: none"> <li>OK within first <b>2-days</b> from receipt of order.</li> <li>If after <b>2-days</b>, subject o handling charge of 25% of the net price of the deleted item(s).**</li> </ul>	<ul style="list-style-type: none"> <li>OK within first <b>10-days</b> from receipt of order.</li> <li>If after <b>10-days</b>, subject o handling charge of 50% of the net price of the deleted item(s).**</li> </ul>

\* Includes any change to key symbol, door identification and/or cylinder pinning.

\*\* Handling charges are billed on the original order.

- Notes:**
- 1) Change orders must be emailed to your Customer Care territory email box. Please state change order request in subject line. For questions call (877) 671-7011.
  - 2) Customer Care will acknowledge receipt of change orders and action taken.
  - 3) Change orders resulting in handling charges require customer review prior to change being made.

## Terms & Conditions · Schlage Key Systems Sales Policy

### Schlage Key Systems Sales Policy

The following specific product terms and conditions are applicable only to the extent provided herein. All other terms and conditions contained in the General Terms and Conditions of Sale and Service provided in this Price Book will govern the sale of products identified in this Price Book.

#### Definition-

Standard keyways are C, CE, E, EF, F, FG, G, H, J, K, L. All other keyways are considered restricted.

Everest, Everest Primus, Classic Primus and all other restricted keyway products (Quad, Reversed, Numbered) manufactured by the Schlage Lock Company are offered for sale by policies set forth per product type and security levels through specific channels of distribution.

Possession of this price book or any other Schlage price book does not constitute "the right to purchase" these products. Please refer to the sales policy below for terms and condition. The term keyway(s) refer(s) to keyway, key sections or side bit milling.

#### Standard Classic (Obverse) Key Sections- no restriction

Standard keyways are Classic (Obverse) C, CE, E, EF, F, FG, G, H, J, K, L.

#### Everest and Everest 29 Open (C and S Key Sections)

Everest and Everest 29 Open (C & S keyways) include non-Primus products with Everest C and Everest 29 S keyways and key sections. Schlage only sells Everest and Everest 29 Open products to commercial security professionals. Commercial security professionals purchasing Everest and Everest 29 Open products from Schlage are permitted to stock and to originate or duplicate keys without signature verification.

Purchasers of Everest and Everest 29 open (C & S) are permitted to resell the products in accordance with their distribution agreement to end users and to other commercial security dealers who have a professional locksmith on staff but are expressly prohibited from selling to:

- i) Any residential retail outlet.
- ii) Any individual or entity purchasing or selling products through any method of auction.

#### End User Keyways - Primus / Primus XP levels 3, 4 & 9, Everest D, Everest B, Everest 29 T, Everest 29 R, Quad, Reversed, Numbered.

End user restricted keyways are manufactured and sold by Schlage for use within the end user facilities only and are not for dealer or locksmith's use or distribution. The facilities are described as the "ship-to" address pre-authorized by the end user via a letter of authorization (LOA) or face sheet (depending upon the key system type).

End user keyway products may be stocked at the end user location only, unless authorized otherwise in writing by the end user. Every new end user system, using these restricted keyways, requires prior approval from the local RSO sales office management.

Restricted end user keyways may not be sold to any contract hardware dealer or wholesale distributor not open as a direct Schlage account as the time of the sale, unless authorization has been granted in writing by the local RSO sales office management where the end user reside.

#### Locksmiths/ dealers' keyways - Primus/ Primus XP levels 1, 1+, 2, 7, 8, Everest B234 & B235, Everest 29 R234 & R235.

Locksmith/ dealer key section can be sold to commercial locksmiths/ dealers only.

Right to stock and sell locksmiths/ dealers restricted keyways requires the appropriate written agreement with Schlage and approval by the local RSO sale office management. Please contact your local RSO sale office for a copy of these contracts and additional information.

Schlage hereby reserves the right to terminate or take any other legal action against any party that violates this policy.

## Restricted Keyway Policy

### Everest B, Everest 29 R

All Everest and Everest 29 SFIC (B and R Families) keyways are restricted.

When ordering a new keying system, include the following:

- Job (end-user) name, city, state and zip code.
- Letter of Authorization (LOA) – Authorized ship-to address for key blanks, cores and cut keys on end-user's official stationery. See **Forms & Examples** for sample letter of authorization.
- Numerically defined specifications for expansion of all branches of the key system.

The factory will assign a "facility code" which will appear on all keys and blanks for this job. When ordering additions to an existing keying system, include the following:

- Job (end-user) name, city, state and zip code.
- Facility code previously assigned by Schlage and stamped on all existing keys and blanks.
- Registry number of the keying system as established by Schlage.
- Letter of authorization on end-user's official stationery is required when:
  - End-user places order with new dealer.
  - Order is to be drop shipped to a different ship-to address than originally authorized by the end-user.
 See **Forms & Examples** for sample letter of authorization.

Bitting list (transcript) orders require a letter of authorization on the end-user's official stationery. Prevailing prices apply.

### Everest D, Everest 29 T

All Everest D and Everest 29 T keyways are restricted.

When ordering a new keying system, include the following:

- Job (end-user) name, city, state and zip code.
- Letter of Authorization (LOA) – Authorized ship-to address for all products on end-user's official stationery. See **Forms & Examples** for sample letter of authorization.
- Numerically defined specifications for expansion of all branches of the key system.

The factory will assign a "facility code" which will appear on all keys and blanks for this job. When ordering additions to an existing keying system, include the following:

- Job (end-user) name, city, state and zip code.
- Facility code previously assigned by Schlage and stamped on all existing keys and blanks.
- Registry number of the keying system as established by Schlage.
- Letter of authorization on end-user's official stationery is required when:
  - End-user places order with new dealer.
  - Order is to be drop shipped to a different ship-to address than originally authorized by the end-user.
 See **Forms & Examples** for sample letter of authorization.

### Quad, Numbered ("Paracentric") and Reverse Keyway Family Policy

A letter of authorization from the end-user is required for all orders for restricted keyway plugs, 0-bitted and 1-bitted products and all key blanks. Restricted keyway products are not available keyed random. The letter of authorization must include the address in which the materials will be shipped. Keyway or keyway family must be referenced in the letter. Letters must be dated and signed by the end user. Letters dated more than 6 months prior to the order submission date will not be accepted. Letters for projects that are ongoing may be older than six months if effective dates are referenced in the letter. With the exception of the signature, all other information must be typed.

### Allowable End User Authorizations for Restricted Keyways:

The end user can authorize a dealer or distributor to order and inventory products if they so choose. This authorization requires the submission of a fully completed "Letter of Authorization" or "Signature Card", depending on the product type requirements, by the end user to Schlage.

## Construction Core Program Policy

Full size and small format construction cores will be invoiced under standard payment terms. Credit for these cores, less the handling charge, will be issued upon their return to the factory. Please contact customer service for return authorization. Customers may not deduct payment for construction cores prior to completion of their authorized return.

## Control Keys for Interchangeable Cores

A single control key will be added to orders containing interchangeable cores where a new masterkey system, master key system expansions requiring a different control key and all construction core orders are placed and does not include a control key on the purchase order. Construction core orders will include both a control and user key.

# Terms & Conditions - Cylinder Policies

## Primus® / Primus XP Sales Policy

Primus High Security cylinder products manufactured by the Schlage Lock Company are offered for sale through specific channels of distribution, based on stocking requirements and security levels. Possession of this price book or any other Schlage price book does not constitute “the right to purchase” Primus products.

**Important:** In stocking levels where purchase agreements are required, a fully executed purchase agreement, including initial minimum inventory order, must be in place before any Primus products may be quoted or purchased. Contact your RSO Consultant for specific details.

The prices contained herein apply to Primus Levels 1 through 9 with respect to the actual product. Availability of product is subject to additional conditions as follows:

**Classic Keyways**

**PRIMUS/PRIMUS XP LEVEL 1:** For retail locksmiths and Schlage dealers. Standard nationwide side biting by keyway. Stocking level requires a separate Primus/Primus XP agreement. Initial inventory commitment required for distributors but not for participating locksmiths. Obverse keyways only. HP, JP and LP section keys are not available.

**PRIMUS LEVEL 1 PLUS:** For retail locksmiths. A side biting is assigned on a nationwide exclusive basis to a specific Schlage wholesale distributor. Stocking level which requires a separate Primus purchase agreement and an initial minimum inventory purchase by the wholesaler and the locksmith. Obverse keyways only. HP, JP and LP section keys are not available. Cylinders are always furnished less key blanks (LKB).

**PRIMUS XP LEVEL 1 PLUS:** For retail locksmiths. An exclusive side biting is assigned to dealer within the first three digits of the dealer physical location zip-code. Distribution through direct Schlage dealers. Stocking level which requires a separate Primus purchase agreement and an initial minimum inventory purchase. Obverse keyways only. Cylinders can be ordered LKB, KD, KA or MK.

**PRIMUS/PRIMUS XP LEVEL 2:** For Schlage dealers and large commercial locksmith businesses. Exclusive side biting is assigned to dealer by time zone. Distribution through direct Schlage dealers. Stocking level which requires a separate Primus purchase agreement and an initial minimum inventory purchase. Obverse keyways only.

**PRIMUS/PRIMUS XP LEVEL 3:** End user level not stocked by dealers. Key systems are assigned a side biting exclusive within 2-digit zip code (Level 3G) for orders of 60 - 1,999 Primus cylinders. Orders of fewer than 60 Primus cylinders are randomly assigned a side biting from a small nationwide pool of side bittings (Level 3U). Distribution through Schlage dealers and Schlage wholesale distributors. Obverse and Quad keyways only.

**PRIMUS/PRIMUS XP LEVEL 4:** End user level not stocked by dealers. Key systems are assigned a side biting exclusive within a time zone (Level 4Z) for orders of 2,000 - 3,999 Primus cylinders. A nationwide exclusive side biting (Level 4N) is assigned to key systems of 4,000 or more Primus cylinders. This exclusivity can be purchased for a separate fee for smaller quantities of cylinders. This price book does not contain the fee schedule. Contact your RSO Consultant for specific information. Distribution through Schlage dealers and Schlage wholesale distributors. Obverse and Quad keyways only.

**PRIMUS LEVEL 7:** For retail locksmiths. Side biting is assigned on a nationwide exclusive basis to a specific Schlage wholesale distributor. Stocking level which requires a separate Primus purchase agreement and an initial minimum inventory purchase by the Schlage wholesaler and the locksmith. Same as Level 1 PLUS above, but with Everest S Family keyways only.

**Everest® Keyways**

**PRIMUS XP LEVEL 7:** For retail locksmiths. An exclusive side biting is assigned to dealer within the first three digits of the dealer physical location zip-code. Distribution through direct Schlage dealers. Stocking level which requires a separate Primus purchase agreement and an initial minimum inventory purchase. All Everest 29 key sections. Cylinders can be ordered MK, KA, KD or LKB.

**PRIMUS/PRIMUS XP LEVEL 8:** For Schlage dealers and large commercial locksmith businesses. Exclusive side biting is assigned to dealer by time zone. Distribution through direct Schlage dealers. Stocking level which requires a separate Primus purchase agreement and an initial minimum inventory purchase. Equivalent to Level 2 above, but with Everest S Family keyways only.

**PRIMUS/PRIMUS XP LEVEL 9:** End user level not stocked by dealers. Key systems are assigned varying degrees of geographically exclusive side bittings based on a sliding scale of purchase commitment or separate fees. This price book does not contain the fee schedule. Contact your RSO Consultant for specific information. Distribution through Schlage dealers and Schlage wholesale distributors. Level 9U, 9G, 9Z, and 9N are equivalent to Levels 3U, 3G, 4Z, and 4N above, but with Everest S and T Family keyways.

The following side bit milling exclusivity criteria apply to both levels 3, 4 & 9:

- 1- 60 cylinders-Random assignment
- 61-1999 cylinders-First two digits of zip-code
- 2000-3999 cylinders-Time-Zone Exclusivity (also available for \$10,000 fee for an organization who would like this exclusivity and doesn't meet cylinders quantity requirement).
- 4000 + cylinders-Nation Wide Exclusivity.(also available for \$40,000 fee for an organization who would like this exclusivity and doesn't meet cylinders quantity requirement).

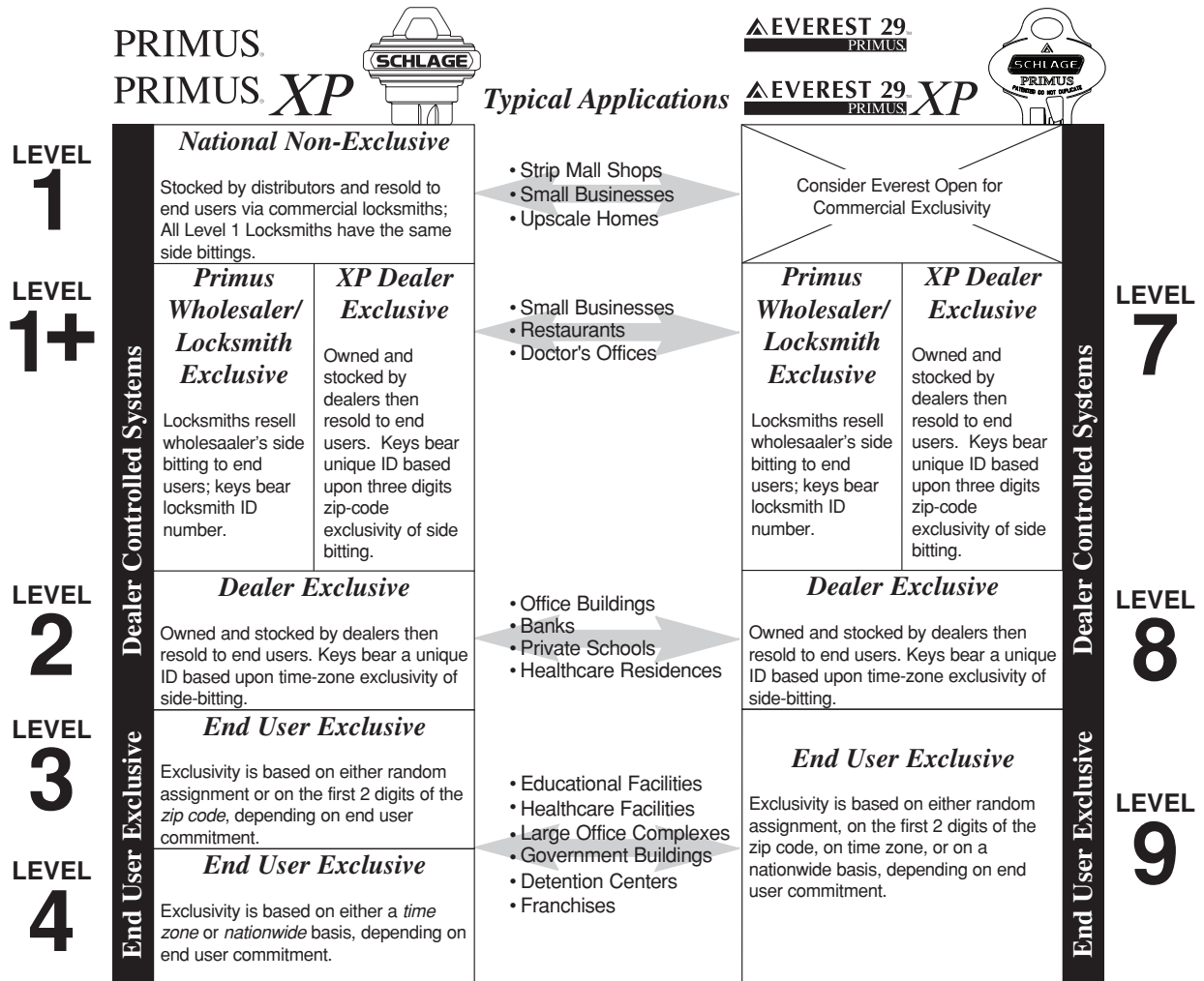
### Important Ordering Information

See Forms & Examples: Primus and Everest 29 Primus Ordering Checklist for a checklist of information required to process a Primus order. Note that, for security reasons, all end user Primus levels (Level 3, 4 and 9) require a Facesheet (MS-EI20) bearing an original signature. Opening orders for end user Primus levels also require a Signature Card (MS-EI30) bearing original signatures. Facesheets and signature cards are used to authenticate the end user request for product, therefore orders received without the correct supporting documents (or without original signatures) are subject to delays or cancellations. Blank Facesheets and Signature Cards are included in the Forms & Examples section of this price book for your reference. Additionally, electronic version of these forms are available at [allegion.com/us](http://allegion.com/us).

The Schlage Lock Company reserves the right to make changes in designs and specifications, to make additions or improvements on its products, or to discontinue products without incurring any obligation. The Schlage Lock Company is not responsible for any modification, addition, or alteration to our products by others.

Inventory commitment Requirements-Commercial Locksmiths Levels			
Primus XP		Everest 29 Primus XP	
Level 1	None	N/A	N/A
Level 1+	\$7,500	Level 7 XP	\$7,500
Level 2	25,000	Level 8	\$25,000





## Electronic Validation from Schlage

Electronic Validation (e-validation) is an online system for the use of the end user to create electronic authorizations replacing the letter of authorization (LOA) and Primus Facesheet processes. This online validation system is designed to ease the burden of an end user providing authorizations for ordering restricted key and cylinder products on their behalf. Through this system, the end user can register for an online account with Schlage that will allow them to manage their shipping addresses, shipping contacts and additional authorized users for their restricted products. Through this system, they can then generate an electronic Facesheet that they can provide to the distributor of their choice to allow an order for restricted products to proceed. Enrolling in and using this feature will reduce the overall time for an order to be processed from the time that the end user has determined the need for product. The electronic Facesheet provided by the e-validation system can be faxed or emailed along with a distributors order reducing the time and energy required for original copies of Facesheets previously required. The system is for both new and existing restricted key system owners. For new restricted systems, a registration process will provide the ability to create the initiating Facesheet for the project.

### Products/key systems eligible for e-validation:

**Everest** – B and D restricted family of keyways

**Everest 29** – R and T restricted family of keyways

**Primus** – All keyway families that include the Primus feature

**Primus XP** – All keyway families that include the Primus XP feature

**E-validation can be accessed at the following web address:** [HTTPS://mycredentials.allegion.com](https://mycredentials.allegion.com)

Keyway Family of Master Key System	Standard Method of Shipment
<ul style="list-style-type: none"> <li>• Classic Restricted (Numbered, Quad and Reverse)</li> <li>• Classic Primus (Obverse and Quad)</li> <li>• Everest Restricted (B and D Family)</li> <li>• Everest 29 Restricted (R and T Family)</li> <li>• Everest Primus (C and D Family)</li> <li>• Everest 29 Primus and Primus XP (S and T Family)</li> <li>• Classic Open (Obverse)</li> <li>• Everest Open (C Family)</li> <li>• Everest 29 Open (S Family)</li> </ul>	<p><b>2-Day Air</b></p> <ul style="list-style-type: none"> <li>• Tracking number is assigned to shipment</li> <li>• Recipient's signature is required upon delivery</li> </ul>

All goods are shipped F.O.B. factory and become the customer's property when they pass into the hands of the transportation company. Schlage reserves the right to use our choice of carrier.

**Schlage Default Keyways**

<p><b>Schlage Commercial products (excluding Portable Security)</b>                      Default keyway is Everest 29 S123                      For other optional keyways, please specify</p>
<p><b>Schlage Electronics</b>                      Default keyway is Everest 29 S123                      For other optional keyways, please specify</p>
<p><b>Portable Security - Kryptonite:</b>                      default to C keyway KD                      For made to order products, please specify the keying and keyway</p>
<p><b>Schlage Residential: (F, B60, Dexter)</b>                      Default keyway is C</p>

## Distribution Function and Location Policy

The Schlage customer relationship includes the nonexclusive area of primary sales responsibility and the channel of distribution assigned by Schlage. It is vital to our success and for the effective management of the distribution of our products that the Schlage customer relationship, once it is satisfactorily established between us, should not be changed without our approval. Therefore, after selection by Schlage as a distributor of one or more of Schlage products, a customer should continue to perform that distribution function from the location of its business at the place or places utilized at the time of selection. A customer should not change its Schlage distribution function or establish a different or additional location without the prior written consent of Schlage.

Schlage reserves the right to discontinue, after appropriate notice, sale of its products to any customer which refuses to adhere to this policy. Schlage also reserves the right to change, in its sole discretion, the number and locations of the distributors authorized to distribute its products in any area. This determination will be based upon, among other considerations, the success or failure in developing the market for Schlage products.

## Hardware Finishes

Schlage Lock finishes are durable, top quality finishes obtained by the careful processing of solid brass, bronze, stainless steel or other materials. Where required, a protective clear coating is applied and cured under high temperature. It is important that climatic conditions and usage be taken under consideration when selecting finishes. This is especially true in areas subjected to strong corrosive vapors, humid climate or sea air which, in a short time, may have a damaging effect on metal finishes. The longevity and preservation of the finish appearance is determined by base metal and finishing process. Clear protective coating or other organic finishing applications may require different methods of cleaning and care. As an example, non-clear coated finishes should not be cleaned with soaps or any solvents; organically coated surfaces should periodically be cleaned with a mild, nonabrasive soap and buffed lightly with a clean cloth. The type of base metal and finishing techniques must be considered when applying any cleaning or preservative method. Contact the Schlage Technical Services Department for further information on the care of finished hardware.

In some instances, for customer convenience, the most appropriate BHMA finish symbols are used to indicate similarity of appearance, regardless of base metal or finishing process. A, AL, CS, D, ND, F, FA, H, S, S200-Series and Dexter by Schlage levers are zinc-based material and are plated to match finishes indicated. L-Series will utilize a brass material for 612 and 613 finishes. Finishes of latches, strikes, cylinders/cores, and visible mounting screws, though similar in appearance, may differ from the finish of the trim. Finish numbers in the 600-Series are the BHMA (Builders Hardware Manufacturers Association) industry standard.

### Commercial Finish Codes and Descriptions:

The nearest old U.S. equivalent code designations are shown in parenthesis ( ).

Symbol	Description	Symbol	Description
<b>605</b> (3)	BRIGHT BRASS, Clear Coated	<b>622</b> (19)	MATTE BLACK, Coated
<b>606</b> (4)	SATIN BRASS, Clear Coated	<b>625</b> (26)	BRIGHT CHROMIUM PLATED, No Coating
<b>609</b> (5)	ANTIQUÉ BRASS, Satin Brass, Blackened Satin Relieved, Clear Coated	<b>626</b> (26D)	SATIN CHROMIUM PLATED, No Coating
<b>612</b> (10)	SATIN BRONZE, Clear Coated	<b>629</b> (32)	BRIGHT STAINLESS STEEL, No Coating
<b>613*</b> (10B)	OIL RUBBED BRONZE, Oxidized Satin Bronze, Oil Rubbed, No Coating	<b>630</b> (32D)	SATIN STAINLESS STEEL, No Coating
<b>619</b> (15)	SATIN NICKEL, Satin Nickel Plated, Clear Coated	<b>643e</b>	AGED BRONZE, Clear Coated

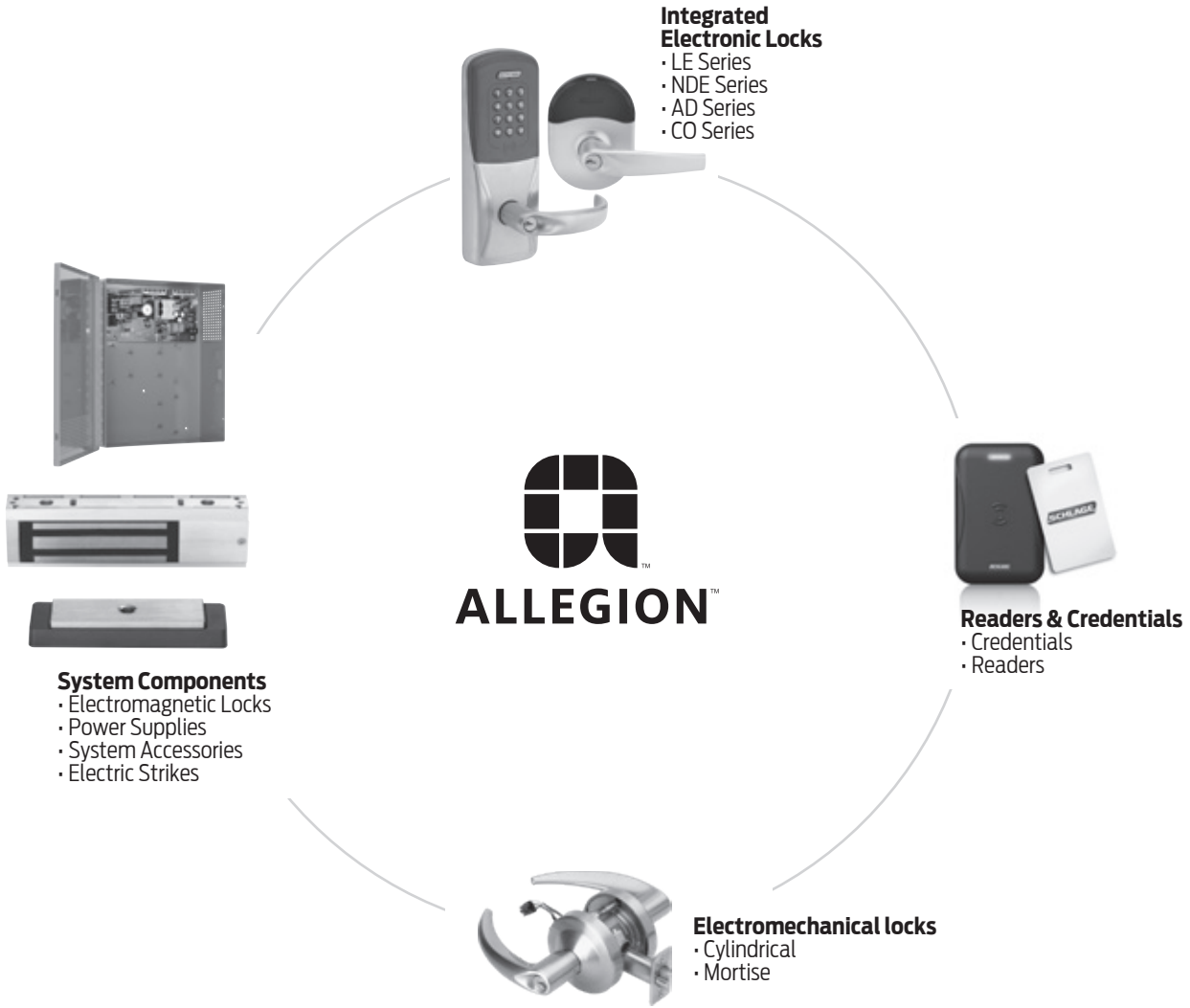
\* Oil rubbed bronze (613) is considered a category "B" finish by ANSI/BHMA and will vary in color when applied to different alloys and forms of base material. 613 will also vary from production lot and additionally from one manufacturer to another. Oil rubbed bronze will wear off over time due to the "rubbed" finishing method that has no protective coating or plating.

Notes

**For more than 100 years** Allegion brands have been providing innovative access control solutions. We are at the forefront of access control innovation, including contactless smart credentials, wireless security products.

Allegion electronic security offers the most extensive range of access control and security management solution on the market today. This comprehensive line of products allow you to build a complete access control system from the ground up. For facilities with existing access control systems, the open architecture design of Allegion electronic security products facilitates easy integration into your existing system. Because Allegion understands that your needs will evolve over time, Allegion also provides the opportunity for an easy migration path as technology advances.

At Allegion, we understand that each facility has unique security requirements. Our extensive line of products, flexible options and ability to adapt to your existing environment make it easy to find a solution that will fit your security needs...whatever they may be.



## Allegion Solutions Overview

Allegion offers comprehensive security solutions for each facility. To help you identify which solution is right for your facility, here are some reader technologies with their compatible credential technologies. Allegion readers and credentials are designed on an open architecture platform. For more details on compatibility, please refer to the data sheets.

		Credential Compatibility					
		PIN	Magnetic Stripe (1,2,3 Track)	Proximity Card (125 kHz)	Smart Card (13.56 MHz)	FIPS 201-2 Compliant	Mobile Credentials (NFC, BLE)
LEB/NDEB Series Readers	Multi-Technology Reader			X	X		X
AD Series Readers	AD Series Keypad Reader (KP)	X					
	AD Series Magnetic Stripe + Keypad Reader (MGK (Insert) or MSK (Swipe))	X	X				
	AD Series Magnetic Stripe Reader (MG (Insert) or MS (Swipe))		X				
	AD Series Multi-Technology + Keypad Reader (MTK)	X		X	X		
	AD Series Multi-Technology Reader (MT)			X	X		
	AD Series Multi-Technology FIPS 201-2 Compliant Reader (FMK)	X		X	X	X	
CO Series Readers	CO Series Keypad Reader (KP)	X					
	CO Series Magnetic Stripe (Swipe) + Keypad Reader (MSK)	X	X				
	CO Series Magnetic Stripe (Swipe) Reader (MS)		X				
	CO Series Proximity + Keypad Reader (PRK)	X		X			
	CO Series Proximity Reader (PR)			X			
Networked Readers	PR10 Proximity Reader - Mini Mullion			X			
	SM10 Contactless Smart Reader - Mini Mullion				X		
	MT11 Multi-Technology Reader - Mullion			X	X	X	
	MT15 Multi-Technology Reader - Wall Mount			X	X	X	
	MTK15 Multi-Technology Reader with Keypad - Wall Mount	X		X	X	X	
	MT11B Multi-Technology Reader - Mullion			X	X		X
	MTB15 Multi-Technology Reader - Wall Mount			X	X		X
	MTKB15 Multi-Technology Reader with Keypad - Wall Mount	X		X	X		X
	MTMS15 Multi-Technology Magnetic Stripe Reader - Wall Mount		X	X	X	X	
	MTMSK15 Multi-Technology Magnetic Stripe Reader with Keypad - Wall Mount	X	X	X	X	X	
	SMR5 Magnetic Stripe Card Reader		X				
	SMR10 Magnetic Stripe Card Reader		X				
	SMR20 Magnetic Stripe Card Reader + Keypad	X	X				
	SERIII-W Scramble Keypad	X					
	SERII-WB Scramble Keypad	X					
	SEKPDWGW Electronic Keypad - Mullion Mount	X					
	SEKPDWGE Electronic Keypad	X					
	SEKPD8B Electronic Keypad	X					
Readers and Controllers	Schlage RC - RC11- Multi-technology IP reader-controller - Mullion			X	X		X
	Schlage RC - RC15- Multi-technology IP reader-controller - Wall Mount			X	X		X
	Schlage RC - RCK15- Multi-technology IP reader-controller with Keypad - Wall Mount	X		X	X		X

<b>CREDENTIALS - TABLE OF CONTENTS</b>	
<b>HOW TO ORDER</b>	<b>16</b>
<b>HOW TO ORDER DETAILS</b>	<b>17</b>
Schlage Smart Credentials using MIFARE® DESFire® EV2 Technology	18
Multi-Technology: Proximity and Schlage Smart Credentials using MIFARE® DESFire® EV2	18
Schlage Smart Credentials using MIFARE® DESFire® EV1 Technology	19
Multi-Technology: Proximity and Schlage Smart Cards using MIFARE® DESFire® EV1	19
Schlage Smart Credentials using MIFARE Plus® Technology	19
Schlage Smart Credentials using MIFARE Classic®	20
Multi-Technology: Proximity and Schlage Smart Credentials using MIFARE Classic®	20
iButton Keyfobs using MIFARE Classic® Technology	20
Schlage Wristbands Using MIFARE Classic® Technology	20
<b>SCHLAGE PROXIMITY CREDENTIALS</b>	<b>21</b>
Schlage Proximity Credentials	21
Proximity Credentials Comparison Guide	21
<b>SCHLAGE CREDENTIALS - OTHER</b>	<b>22</b>
PRX Offering - discontinued effective May 6, 2019)	22
Magnetic Stripe Credentials	22
iButton Credentials	22
<b>CREDENTIAL SERVICES</b>	<b>23</b>
Slot Punch Options	23
Programming Fee	23
Custom Artwork	23
<b>CARDTRAX OVERVIEW</b>	<b>24</b>
<b>CARDTRAX APPLICATION</b>	<b>25</b>
<b>CARDTRAX APPLICATION</b>	<b>26</b>
<b>PRINT SCHEME</b>	<b>27</b>
<b>CUSTOM ARTWORK</b>	<b>28</b>

<b>877-671-7011</b>	
<b>Customer Service:</b>	<b>Technical Support:</b>
Order Status, Credit Returns of Non-Defective Products, General Sales Questions	Technical Questions/Issues, Returns of Defective Products, Repairs
Email Requests to: Sales Support contact information on Page 2.	Contact For Technical Assistance: Readers_Credentials_Biometrics_TechProdSupport@allegion.com
<b>Inside Sales</b>	
General Sales Questions, Pre-printed cards, CardTrax Accounts ElectronicInsideSales@allegion.com	

Pricing/product description subject to change without notice.

## Schlage Credential Technology Types

Schlage offers a wide range of credential technologies and form factors.

### Mobile Credentials

Schlage offers a variety of ways to deliver mobile credentials to your students' and employees' phones. Using near field communication (NFC) or Bluetooth technology, a smartphone app works just like an ID card, providing more for your students and employees while enhancing the security of their credential. Easily assign credentials today using the access control software of one of our developer network partners. Schlage mobile credentials offer a much higher level of security, based on encrypted smart card technology.

### Smart Credentials

Ideal for facilities with moderate to high security needs, Schlage smart credentials put you in control by delivering smarter solutions. Using MIFARE Classic®, MIFARE Plus® or MIFARE® DESFire® EV1 and EV2 technology, these credentials protect your most sensitive data by utilizing extra layers of security protection. Smart credentials can be used for many applications beyond access control including transit, cashless vending, and cafeteria point of sale.

### Multi-Technology Credentials

Schlage multi-technology credentials are extremely flexible. Particularly useful during a transition from proximity technology to smart technology, these cards can be read by both proximity readers and smart readers. This allows your customers to economically migrate to the latest smart technology at their own pace.

### Proximity Credentials

Schlage proximity credentials are a solution for facilities with less demanding security needs. Utilizing 125 kHz proximity technology, these credentials are a cost-effective solution and can interface with many industry leading proximity readers.

### Magstripe Credentials

Schlage magstripe credentials are a solution for facilities with less demanding security needs. Utilizing magstripe technology, these credentials are a cost-effective solution.

## How to Order

1) Model Number	2) CardTrax Number	3) Programing					4) Slot Punch	5) Card Print Scheme	6) Custom Artwork Number	7) Special Instructions
		Technology Type	Bit Format	Facility Code	City Code	Badge ID Start Number				
		Smart				Start Internal				
						Start External				
		Proximity				Start Internal				
						Start External				

Please submit orders to Allegion\_Orders@allegion.com with purchase order.

### Example Order #1

1) Model Number	2) CardTrax Number	3) Programing					4) Slot Punch	5) Card Print Scheme	6) Custom Artwork Number	7) Special Instructions
		Technology Type	Bit Format	Facility Code	City Code	Badge ID Start Number				
8520M1	N/A	Smart	26A	1	N/A	Start Internal	100			CRS
						Start External	100			
		Proximity	N/A	N/A	N/A	Start Internal	N/A			
						Start External	N/A			

Please submit orders to Allegion\_Orders@allegion.com with purchase order.

### Example Order #2

1) Model Number	2) CardTrax Number	3) Programing					4) Slot Punch	5) Card Print Scheme	6) Custom Artwork Number	7) Special Instructions
		Technology Type	Bit Format	Facility Code	City Code	Badge ID Start Number				
8920	N/A	Smart	36X	2	N/A	Start Internal	100			N/A
						Start External	100			
		Proximity	26A	5	N/A	Start Internal	200			
						Start External	200			

Please submit orders to Allegion\_Orders@allegion.com with purchase order.

Pricing/product description subject to change without notice.



## 1) Model Number

Please reference pages 18 -23 to pick your credential model number to assure you receive the correct technology, form factor and memory size. Below is how the credential model numbers are created but not every combination is available and there are some unique part numbers available.

Sample Part Number:

8 5 2 0 M1

- 1. Technology**
  - 2 - DESFire EV2
  - 8 - DESFire EV1
  - 5 - MIFare Plus
  - 9 - MIFare Classic
  - 7 - Proximity
- 2. Form Factor**
  - 4 - Clamshell
  - 5 - ISO Card
  - 6 - Keyfob
  - 7 - Adhesive Patch
  - 9 - Combo ISO Card
- 3. Memory**
  - 20 - 2K byte memory
  - 40 - 4K byte memory
  - 80 - 8K byte memory
- 4. Other**
  - M1 - Magstripe
  - T - Think Keyfob

**Sample Credential Model Number:**

8520M1 - Schlage MIFARE DESFire EV1 Smart Card 2K byte/16k bit with Magnetic Stripe ISO Glossy White

### Available Form Factors:

	Clamshell	ISO – Glossy White	Keyfob	Thin Keyfob	Wristband	PVC Adhesive Disk PVC Adhesive Patch
<b>Dimensions (HWT in inches)</b>	3.37x2.125 x0.075	3.37x2.125 x0.033	2x1.24 x0.038	1.77x1.18 x0.06	0.63x7.68 x0.295	35mm 3.37x2.125 x0.033

## 2) CardTrax

CardTrax format is a program designed to keep track of card programming and Badge ID numbers to eliminate confusion in ordering sequential numbering and / or programming details, and ensures duplicate cards are not issued. Cards will automatically be provided as "next in line" unless otherwise specified. Restricted CardTrax is an exclusive CardTrax Program for qualified end-user customers that provides global programming protection. If a CardTrax number is provided programming information is not required. Please reference pages 24-26 for more information on CardTrax and a complete application form.

## 3) Programming Information<sup>1,2</sup>

Please reference the below chart for a full list of Bit Formats provided by Allegion and the technologies in which they are available. Once a bit format has been selected determine the correct facility code based on the facility code range available with your selected bit format. Finally, determine your starting Badge ID number based on the range available with your selected bit format. When specifying your Badge ID range please specify the internal starting number, or the starting number that will be in the chip and an external starting number that will be printed on the card. By default, the internal number matches the external number; please specify if that is not your desired option.

### Available Bit Formats:

Bit formats	Facility Code Range	Number Range	Proximity	Smart
26A (125 kHz Standard)	0-255	0-65,535	Y	Y
32X	N/A	0-1,073,741,823	Y	Y
34N	0-255	0-65,535	Y	Y
34S	0-4,095	0-1,048,575	Y	Y
35C *	0-4,095	0-1,048,575	Y	Y
36X	0-4,095	0-2,097,151	Y	Y
37H	Not Applicable	0-34,359,738,367	Y	Y
37X	0-65,535	0-524,288	Y	Y
40X * (13.56 MHz Standard)	0-1,023	0-268,435,455	N	Y
48X	0-1,048,575	0-1,048,575	N	Y

\* For CardTrax™ Restricted program members only

### Important Programming Notes:

- 1) It is highly recommended that programming be specified on all credential orders. Orders without programming will be delayed to confirm what programming is required or if default programming will suffice for the order. The default programming is a 26A bit format and a randomly generated facility code and badge ID range.
- 2) When ordering combo credentials, programming for both the smart and proximity technology must be specified. The same programming will automatically be used for both technologies if two different lines of programming are not specified.

## 4) Slot Punch

Slot punch is available on ISO and clamshell cards ONLY. Punch mark guides are on all ISO cards. Please specify slot punch orientation if desired (vertical or horizontal). There is a per card cost for factory slot punching of ISO cards. Please reference page 27 for slot punch options and price per card. Clamshell cards are vertically slot punched at no charge.

## 5) Card Print Scheme

Various card print schemes providing information such as the technology, format number, order number and Badge ID number are available. This information can be printed on different locations on ISO and Clamshell cards. If nothing is provided the standard print scheme, 01 will be provided. Please reference page 31 for available print schemes.

## 6) Custom Artwork Number

Please reference page 36 for more information on Custom Artwork.

## 7) Special Instructions

Please include any additional special instructions for your credential order. Special instructions include but are not limited to a cross reference sheet (specify CRS) or a custom configuration (include a CE number).

Pricing/product description subject to change without notice.

**Schlage Smart Credentials using MIFARE® DESFire® EV2 Technology**

- 13.56 MHz smart technology
- Uses MIFARE DESFire EV2 Technology
- Meets ISO standard 14443A

(Minimum order is 100)

<b>2420</b>	Schlage MIFARE DESfire EV2 2K byte/16K bit Clamshell Card	<b>\$8.00</b>
<b>2440*</b>	Schlage MIFARE DESfire EV2 4K byte/32K bit Clamshell Card	<b>\$9.10</b>
<b>2480*</b>	Schlage MIFARE DESfire EV2 8K byte/64K bit Clamshell Card	<b>\$11.00</b>
<b>2520</b>	Schlage MIFARE DESfire EV2 2K byte/16k bit ISO Glossy White	<b>\$8.70</b>
<b>2540</b>	Schlage MIFARE DESfire EV2 4K byte/32k bit ISO Glossy White	<b>\$9.80</b>
<b>2580</b>	Schlage MIFARE DESfire EV2 8K byte/64k bit ISO Glossy White	<b>\$11.70</b>
<b>2520M1</b>	Schlage MIFARE DESfire EV2 2K byte/16k bit with Magnetic Stripe ISO Glossy White	<b>\$9.50</b>
<b>2540M1*</b>	Schlage MIFARE DESfire EV2 4K byte/32k bit with Magnetic Stripe ISO Glossy White	<b>\$10.50</b>
<b>2580M1*</b>	Schlage MIFARE DESfire EV2 8K byte/64k bit with Magnetic Stripe ISO Glossy White	<b>\$12.60</b>
<b>2620T</b>	Schlage MIFARE DESfire EV2 2K Thin Fob (minimum order of 50)	<b>\$9.10</b>

**Multi-Technology: Proximity and Schlage Smart Credentials using MIFARE® DESFire® EV2**

(Minimum order is 100)

<b>2692T*</b>	Schlage MIFARE MIFARE DESfire EV2 2K + HID COMPATIBLE PROX THIN FOB (minimum order of 50)	<b>\$13.70</b>
<b>2920*</b>	Proximity and Schlage MIFARE DESfire EV2 2K byte/16k bit ISO Glossy White	<b>\$12.80</b>
<b>2940*</b>	Proximity and Schlage MIFARE DESfire EV2 4K byte/32k bit ISO Glossy White	<b>\$13.90</b>
<b>2980*</b>	Proximity and Schlage MIFARE DESfire EV2 8K byte/64k bit ISO Glossy White	<b>\$16.10</b>
<b>2920M1*</b>	Proximity and Schlage MIFARE DESfire EV2 2K byte/16k bit with Magnetic Stripe ISO Glossy White	<b>\$13.30</b>
<b>2940M1*</b>	Proximity and Schlage MIFARE DESfire EV2 4K byte/32k bit with Magnetic Stripe ISO Glossy White	<b>\$14.30</b>
<b>2980M1*</b>	Proximity and Schlage MIFARE DESfire EV2 8K byte/64k bit with Magnetic Stripe ISO Glossy White	<b>\$16.50</b>

\* Longer lead times expected.

**Schlage Smart Credentials using MIFARE® DESFire® EV1 Technology**

- 13.56 MHz smart technology
- Uses MIFARE DESFire EV1 Technology
- Meets ISO standard 14443A

**(Minimum order is 100)**

<b>8420</b>	Schlage MIFARE DESFire EV1 Smart Card 2K byte/16k bit Clamshell	<b>\$8.00</b>
<b>8440*</b>	Schlage MIFARE DESFire EV1 Smart Card 4K byte/32k bit Clamshell	<b>\$9.10</b>
<b>8480*</b>	Schlage MIFARE DESFire EV1 Smart Card 8K byte/64k bit Clamshell	<b>\$11.00</b>
<b>8520</b>	Schlage MIFARE DESFire EV1 Smart Card 2K byte/16k bit ISO Glossy White	<b>\$8.70</b>
<b>8540</b>	Schlage MIFARE DESFire EV1 Smart Card 4K byte/32k bit ISO Glossy White	<b>\$9.80</b>
<b>8580</b>	Schlage MIFARE DESFire EV1 Smart Card 8K byte/64k bit ISO Glossy White	<b>\$11.70</b>
<b>8520M1</b>	Schlage MIFARE DESFire EV1 Smart Card 2K byte/16k bit with Magnetic Stripe ISO Glossy White	<b>\$9.50</b>
<b>8540M1</b>	Schlage MIFARE DESFire EV1 Smart Card 4K byte/32k bit with Magnetic Stripe ISO Glossy White	<b>\$10.50</b>
<b>8580M1*</b>	Schlage MIFARE DESFire EV1 Smart Card 8K byte/64k bit with Magnetic Stripe ISO Glossy White	<b>\$12.60</b>
<b>8720*</b>	Schlage MIFARE DESFire EV1 Smart 2K byte/16k bit PVC Adhesive Patch	<b>\$7.90</b>
<b>8740*</b>	Schlage MIFARE DESFire EV1 Smart 4K byte/32k bit PVC Adhesive Patch	<b>\$9.00</b>
<b>8780*</b>	Schlage MIFARE DESFire EV1 Smart 8K byte/64k bit PVC Adhesive Patch	<b>\$10.80</b>

**Multi-Technology: Proximity and Schlage Smart Cards using MIFARE® DESFire® EV1**
**(Minimum order is 100)**

<b>8920*</b>	Proximity and Schlage Smart Card Combo 2K byte/16k bit ISO Glossy White	<b>\$12.80</b>
<b>8940*</b>	Proximity and Schlage Smart Card Combo 4K byte/32k bit ISO Glossy White	<b>\$13.90</b>
<b>8980*</b>	Proximity and Schlage Smart Card Combo 8K byte/64k bit ISO Glossy White	<b>\$16.10</b>
<b>8920M1*</b>	Proximity and Schlage Smart Card Combo 2K byte/16k bit with Magnetic Stripe ISO Glossy White	<b>\$13.30</b>
<b>8940M1*</b>	Proximity and Schlage Smart Card Combo 4K byte/32k bit with Magnetic Stripe ISO Glossy White	<b>\$14.30</b>
<b>8980M1*</b>	Proximity and Schlage Smart Card Combo 8K byte/64k bit with Magnetic Stripe ISO Glossy White	<b>\$16.50</b>

*\* Longer lead times expected.*
**Schlage Smart Credentials using MIFARE Plus® Technology**

- 13.56 MHz smart technology
- Uses MIFARE Plus Technology
- Meets ISO standard 14443A

**(Minimum order is 100)**

<b>5451</b>	Schlage MIFARE Plus SE Smart Card 1K byte/8k bit Clamshell	<b>\$7.70</b>
<b>5551</b>	Schlage MIFARE Plus SE Smart Card 1K byte/8k bit ISO Glossy White	<b>\$7.90</b>
<b>5551M1</b>	Schlage MIFARE Plus SE Smart Card 1K byte/8k bit with Magnetic Stripe ISO Glossy White	<b>\$8.50</b>
<b>5540</b>	Schlage MIFARE Plus S Smart Card 4K byte/32k bit ISO Glossy White	<b>\$11.30</b>
<b>5540M1</b>	Schlage MIFARE Plus S Smart Card 4K byte/32k bit with Magnetic Stripe ISO Glossy White	<b>\$11.90</b>
<b>5951</b>	Proximity and Schlage MIFARE Plus SE Smart Card Combo 1K byte/8k bit ISO Glossy White	<b>\$11.40</b>
<b>5951M1</b>	Proximity and Schlage MIFARE Plus SE Smart Card Combo 1K byte/8k bit with Magnetic stripe ISO Glossy White	<b>\$12.10</b>
<b>5940</b>	Proximity and Schlage MIFARE Plus S Smart Card Combo 4K byte/32k bit ISO Glossy White	<b>\$13.00</b>
<b>5940M1</b>	Proximity and Schlage MIFARE Plus S Smart Card Combo 4K byte/32k bit with Magnetic Stripe ISO Glossy White	<b>\$13.70</b>
<b>5652T</b>	Schlage MIFARE Plus EV1 2K byte/16k bit Thin Keyfob (minimum order is 50)	<b>\$8.20</b>
<b>5692T</b>	Proximity and Schlage MIFARE Plus EV1 2K byte/16k bit Thin (minimum order is 50)	<b>\$11.90</b>
<b>5751</b>	Schlage MIFARE Plus SE Smart 1K byte/8k bit PVC Adhesive Patch	<b>\$7.60</b>

Pricing/product description subject to change without notice.

## Smart Credentials



### Schlage Smart Credentials using MIFARE Classic®

- 13.56 MHz smart technology
- Uses MIFARE Technology
- Meets ISO standard 14443A

(Minimum order is 100)

<b>9420</b>	Schlage MIFARE Classic Smart Card 2.5k bit Clamshell	<b>\$4.80</b>
<b>9451</b>	Schlage MIFARE Classic Smart Card 1K byte/8k bit Clamshell	<b>\$7.40</b>
<b>9520</b>	Schlage MIFARE Classic Smart Card 2.5k bit ISO Glossy White	<b>\$6.00</b>
<b>9551</b>	Schlage MIFARE Classic Smart Card 1K byte/8k bit ISO Glossy White	<b>\$7.30</b>
<b>9558</b>	Schlage MIFARE Classic Smart Card 4K byte/32k bit ISO Glossy White	<b>\$10.30</b>
<b>9520M1</b>	Schlage MIFARE Classic Smart Card 2.5k bit with Magnetic Stripe ISO Glossy White	<b>\$6.70</b>
<b>9551M1</b>	Schlage MIFARE Classic Smart Card 1K byte/8k bit and Magnetic Stripe ISO Glossy White	<b>\$8.00</b>
<b>9558M1</b>	Schlage MIFARE Classic Smart Card 4K byte/32k bit and Magnetic Stripe ISO Glossy White	<b>\$11.00</b>
<b>9651</b>	Schlage MIFARE Classic Smart 1K byte/8k bit Keyfob (minimum order is 50)	<b>\$8.30</b>
<b>9651T</b>	Schlage MIFARE Classic Smart 1K byte/8k bit Thin Keyfob (minimum order is 50)	<b>\$8.50</b>
<b>9751*</b>	Schlage MIFARE Classic Smart 1K byte/8k bit PVC Adhesive Patch	<b>\$7.50</b>
<b>9758*</b>	Schlage MIFARE Classic Smart 4K byte/32k bit PVC Adhesive Patch	<b>\$11.30</b>

### Multi-Technology: Proximity and Schlage Smart Credentials using MIFARE Classic®

(Minimum order is 100)

<b>9691T</b>	Proximity and Schlage Smart Combo 1K byte/8k bit Thin Keyfob (minimum order is 50)	<b>\$11.20</b>
<b>9951*</b>	Proximity and Schlage Smart Card Combo 1K byte/8k bit ISO Glossy White	<b>\$10.10</b>
<b>9958*</b>	Proximity and Schlage Smart Card Combo 4K byte/32k bit ISO Glossy White	<b>\$11.90</b>
<b>9951M1*</b>	Proximity and Schlage Smart Card Combo 1K byte/8k bit with Magnetic Stripe ISO Glossy White	<b>\$10.40</b>
<b>9958M1*</b>	Proximity and Schlage Smart Card Combo 4K byte/32k bit with Magnetic Stripe ISO Glossy White	<b>\$12.50</b>

\* Longer lead times expected.

### iButton Keyfobs using MIFARE Classic® Technology

(Minimum order is 50)

<b>IBF-151</b>	Combo Keyfob, 13.56 MHz MIFARE Classic (1K byte/8k bit) and iButton (minimum order is 50)	<b>\$18.40</b>
<b>IBWB-151</b>	Combo Keyfob, 13.56 MHz MIFARE Classic (1K byte/8k bit) without iButton (minimum order is 50)	<b>\$10.60</b>

### Schlage Wristbands Using MIFARE Classic® Technology

(Minimum order is 100)

<b>9351-XXX</b>	Schlage MIFARE Classic 1K byte/8k bit Silicone Wristband (minimum order is 100) Available in eleven colors	<b>\$10.80</b>												
	<table> <tr> <td>BLK = Black</td> <td>BLU = Blue</td> <td>PNK = Pink</td> </tr> <tr> <td>PLE = Purple</td> <td>CYN = Light Blue</td> <td>ONG = Orange</td> </tr> <tr> <td>GRN = Green</td> <td>YEL = Yellow</td> <td>RED = Red</td> </tr> <tr> <td>LME = Lime</td> <td>WHI = White</td> <td></td> </tr> </table>	BLK = Black	BLU = Blue	PNK = Pink	PLE = Purple	CYN = Light Blue	ONG = Orange	GRN = Green	YEL = Yellow	RED = Red	LME = Lime	WHI = White		
BLK = Black	BLU = Blue	PNK = Pink												
PLE = Purple	CYN = Light Blue	ONG = Orange												
GRN = Green	YEL = Yellow	RED = Red												
LME = Lime	WHI = White													

Pricing/product description subject to change without notice.

**Schlage Proximity Credentials**

- 125 kHz proximity technology
- Compatible with most HID Proximity formats up to 37 bits
- Compatible with most HID readers

**(Minimum order is 100)**

<b>7410</b>	Proximity Card Clamshell	<b>\$3.60</b>
<b>7510</b>	Proximity Card ISO Glossy White	<b>\$6.10</b>
<b>7510M1</b>	Proximity and Magnetic Stripe Card ISO Glossy White	<b>\$6.80</b>
<b>7610</b>	Proximity Keyfob (minimum order is 50)	<b>\$6.30</b>
<b>7610T</b>	Proximity Thin Keyfob (minimum order is 50)	<b>\$6.70</b>
<b>7010</b>	Proximity PVC Adhesive Disk (35 mm Disk) (minimum order is 50)	<b>\$5.80</b>
<b>IBF-110</b>	Combo Keyfob, 125 kHz Proximity and iButton (minimum order is 50)	<b>\$15.00</b>
<b>IBF-120</b>	Combo Key FOB, 125kHz Proximity and iButton, user Blue (minimum order is 50)	<b>\$20.90</b>
<b>IBWB-110</b>	Combo Keyfob, 125 kHz Proximity without iButton (minimum order 50)	<b>\$7.50</b>

**Proximity Credentials Comparison Guide**

Schlage Product Number	HID Product Number
<b>125 kHz Proximity Cards</b>	
7410	1326
7510M1	1336/1536
7610	1346
7510	1386/1586
7010	1391

**Please Note:**

*This chart offers comparable part numbers, these are not direct replacements. Please use this chart as a guide and reference the spec sheet for the part specified to determine compatibility.*

**PRX Offering has been discontinued effective May 6, 2019**

**Credential Transition Guide**

PRX #	Schlage Product #	Description
PRX1	7410	Proximity Card - .075" thick Clamshell
PRX3	7510	Proximity Card - Credit card size and .033" thick ISO Glossy White
PRX4	7510M1	Proximity Card - Dual Technologies - Magnetic Stripe and Prox .033" thick
PRX5	7010	Proximity PVC Adhesive Disk, .042" thick
PFI	7610	Proximity Keyfob

See Schlage Proximity Credentials page for pricing

Reference CardTrax Account: CTP01462, (37 bit, Facility Code 1462) to receive the same programming information as the old PRX#

**Magnetic Stripe Credentials**

<b>MAG1</b>	Magnetic Stripe Card - not encoded, no logo. (minimum order is 100)	<b>\$2.90</b>
<b>MAG2</b>	Magnetic Stripe Card - Encoded (track 2 and track 3) with Schlage Logo. (minimum order is 100)	<b>\$3.80</b>
<b>MAG3</b>	Magnetic Stripe Card - Encoded, no printing. Must have an enrollment reader to use this credential. (minimum order is 100)	<b>\$3.80</b>

**iButton Credentials**

<b>IBA</b>	iButton (Adhesive Back)	<b>\$8.30</b>
<b>IBF</b>	iButton on Fob - Black	<b>\$12.90</b>
<b>IBF-100</b>	100 pack - iButton on keyfob - black	<b>\$1,054.00</b>

Allegion, the Allegion logo, and XceedID are trademarks of Allegion plc, its subsidiaries and/or affiliates in the United States and other countries. All other trademarks are the property of their respective owners.

HID and Indala are both ® registered.

Pricing/product description subject to change without notice.

**Slot Punch Options**

<b>SPV</b>	Vertical Slot Punch for ISO Cards (not available for magnetic stripe cards) MUST BE ORDERED WITH CARDS.	<b>\$0.48 per card</b>
<b>SPH</b>	Horizontal Slot Punch for ISO Cards, including those with Magnetic Stripe MUST BE ORDERED WITH CARDS.	<b>\$0.48 per card</b>

**Programming Fee**

<b>Magnetic Stripe</b>	Magnetic Stripe Programming Fee	<b>\$1.00 per card</b>
------------------------	---------------------------------	------------------------

**Custom Artwork**

<b>One-Sided</b>	One-sided printed artwork fee	<b>\$0.20 per card</b>
<b>Two-Sided</b>	Two-sided printed artwork fee	<b>\$0.30 per card</b>

Note: Custom artwork print charges are net price adders.

**Schlage Custom Encryption Key Service**

<b>SCEKS</b>	Schlage Custom Encryption Key Service	<b>\$3,500.00</b>
--------------	---------------------------------------	-------------------



**CARDTRAX™ Application Overview**

Thank you for your interest in CardTrax™, an account tracking program designed for individual end users or Integrator/OEMs to ensure card numbers are never duplicated.

There are two types of CardTrax™ accounts available, Standard CardTrax™ and Restricted CardTrax™. Standard CardTrax™ accounts are available for end users, PACS/OEM's and integrator customers. The account will track bit format, facility code, and Badge ID information. It will not allow duplicates to be sent to that specific customer. Restricted CardTrax™ accounts (bit formats 35C and 40X) are reserved for end users only. This type of account will track bit format facility code and Badge ID information. The bit format and facility code combination can only be registered by one end user, and once registered it is not available to any other end user.

To enroll, an organization must complete the application and authorization form and submit them to [cardtrax@allegion.com](mailto:cardtrax@allegion.com) inbox. This document will assist in the application process providing additional information. Allegion requires all previously established accounts to complete the application, so that records can be updated and properly maintained.

**CardTrax™ Application Page 1**

**• Company Contact Information**

- This is the information for the End User

**• CardTrax™ Programming Information**

- Enter the required programming to create your CardTrax™ account
- The guide beneath the CardTrax™ Programming Information shows you the bit formats available for use with the CardTrax™ program and the corresponding ranges. Please adhere to the guidelines.

- **Please note the disclaimer.** If you have a restricted CardTrax™ account (35C or 40X) we ask that you have continuous activity to maintain this service.

**CardTrax™ Application Page 2**

**• The Authorization Form**

- If you have an existing CardTrax™ account, please indicate and provide the account number.
- If this is for a new account, please check - New CardTrax™ Account

**• Authorized account manager**

- The owner of the CardTrax™ account needs to establish the authorized account manager. This could be the same contact provided on page 1 of the application in which case check "Same as Application form". If the contact is different please provide the correct contact.
  - The authorized account manager is the only individual authorized to make any changes to the account, including but not limited to the authorized purchasers.
  - For restricted CardTrax™ accounts the authorized account manager must be the end user and cannot be a PACS/OEM or Integrator.

**• Approved Purchasers**

- This section is for information on dealers allowed to place orders with this account for the end user

**• Signature**

- The end user signature is required on the application. Please also print name and date.

*For any future authorization changes please resubmit page 2 of the CardTrax™ Application, the Authorization Form, to [cardtrax@allegion.com](mailto:cardtrax@allegion.com) and reference your current CardTrax™ account number*





# CARDTRAX™

## Application Form

CardTrax™ is a program designed for an individual End User or an Integrator/OEM. Please fill in the appropriate section below. The program guarantees no duplication of Badge ID numbers with a unique Facility Code for 35C or 40X bit formats only and which are only encoded by Allegion. For other formats, there is no guarantee of not duplicating Badge ID numbers with other users. It will be for the sole purpose of tracking numbers through Allegion.

### Company Contact Information

Company Name \_\_\_\_\_

Address \_\_\_\_\_

City, State, Zip \_\_\_\_\_

Primary Contact\* \_\_\_\_\_

Title \_\_\_\_\_

Phone Number \_\_\_\_\_

Email Address \_\_\_\_\_

\*This person will be the main contact for information and assignment of Approved Purchasers regarding this account. The **Authorization Form** must be completed and submitted with this application.

### CardTrax™ Programming Information

Bit Format\*\* \_\_\_\_\_

Facility Code\*\*\* \_\_\_\_\_

Start Number \_\_\_\_\_

\*\*If this is an existing 35C conversion, a credential must be provided for verification of facility code  
 \*\*\*If Facility Code is already in use, a different Facility Code will be required

Bit Formats*	Facility Code Range	Number Range	Prox	Smart
26A	0-255	0-65,535	Y	Y
35C (125 kHz Standard)	0-4,095	0-1,048,575	Y	Y
37X	0-65,535	0-524,288	Y	Y
40X (13.56 MHz Standard)	0-1,023	0-268,435,455	N	Y

\*All bit formats are available through CardTrax™. We guarantee no duplication of credential numbers with a unique facility code for 35C or 40X bit formats only and which are only encoded by Allegion.

### \*Disclaimers\*

\* For restricted CardTrax™ accounts (35C or 40X) we ask that you have continuous activity to maintain this service.  
 \*\*\*\*Gaps in Badge ID sequence may occur when there are order edits, deletions or entry errors.

CT Account Number (internal use only) \_\_\_\_\_

CARDTRAX™ Application

CARDTRAX™

Authorization Form

New CardTrax™ account

Edit to Existing CardTrax™ Account  
CT Number: \_\_\_\_\_

Authorized Account Manager

Check this box if same as "Primary Contact" on Application Form; otherwise complete this section:

Company Name \_\_\_\_\_  
Address \_\_\_\_\_  
City, State, Zip \_\_\_\_\_  
Contact Name \_\_\_\_\_  
Title \_\_\_\_\_  
Phone Number \_\_\_\_\_  
Email Address \_\_\_\_\_

Approved Purchasers (Direct Account Partner of Allegion) minimum of one required:

Company Name \_\_\_\_\_  
Address \_\_\_\_\_  
City, State, Zip \_\_\_\_\_  
Contact Name \_\_\_\_\_  
Title \_\_\_\_\_  
Phone Number \_\_\_\_\_  
Email Address \_\_\_\_\_

Company Name \_\_\_\_\_  
Address \_\_\_\_\_  
City, State, Zip \_\_\_\_\_  
Contact Name \_\_\_\_\_  
Title \_\_\_\_\_  
Phone Number \_\_\_\_\_  
Email Address \_\_\_\_\_

Company Name \_\_\_\_\_  
Address \_\_\_\_\_  
City, State, Zip \_\_\_\_\_  
Contact Name \_\_\_\_\_  
Title \_\_\_\_\_  
Phone Number \_\_\_\_\_  
Email Address \_\_\_\_\_

I authorize the Approved Purchaser(s) listed above to order credentials using the specified CardTrax™ account number.

\_\_\_\_\_  
Printed Name + Signature (Authorized Account Manager)

\_\_\_\_\_  
Date

CT Account Number (internal use only) \_\_\_\_\_

Pricing/product description subject to change without notice.

**Print Scheme Options (PS#)**

ID numbers are printed on the back of the cards. All the cards shown are picture samples for ID number locations only. Other variables on the card, such as logo and slot punch location are dependent on choices indicated on the Credential Order Form. Please indicate the print scheme option you would like on your purchase order. If a print scheme isn't selected, the default 01 print scheme will be provided..


**01 (Default)**

ISO card with Technology, Bit Format, Order Number and Badge ID, bottom right hand corner




**02**

ISO card with Badge ID, bottom right hand corner




**03**

ISO card with Technology, Bit Format, Order Number and Badge ID, upper right hand corner




**04**

ISO card with Badge ID, upper right hand corner




**05**

ISO card with Technology, Bit Format, Order Number and Badge ID, upper left hand corner




**06**

ISO card with Badge ID, upper left hand corner




**07**

ISO card with Technology, Bit Format, Order Number and Badge ID, bottom left hand corner



**08**

ISO card with Badge ID, bottom left hand corner



**09**

Clamshell card with Technology, Bit Format, Order Number and Badge ID, bottom right hand corner




**10**

Clamshell card with Badge ID, bottom right hand corner




**11**

Clamshell card with Technology, Bit Format, Order Number and Badge ID, bottom left hand corner



**12**

Clamshell card with Badge ID, bottom left hand corner



**13**

Clamshell card with existing supplier part number, 88i, lower left hand corner



**14**

ISO card with existing supplier part number, 88i, lower right hand corner



**15**

No numbers printed

KEY	
T	Technology
P	Proximity
S	Smart
C	Combo/Multi
FFF	Format Number (Fixed)
SSSS	Order Number (Fixed)
BID	Badge ID Number
PN	Existing Printed PN from Supplier

Pricing/product description subject to change without notice.

## Custom Artwork

### Custom Artwork

Custom cards offer a way to stand out from the crowd and provide a way to creatively express features of your business. Display your company logo, showcase unique artwork, or convey a simple sales message with a custom credential.

#### How Does it Work?

- 1) Contact Inside Sales at [customartwork@allegion.com](mailto:customartwork@allegion.com) to get started. Art requirements will be provided to start the process.
- 2) Once your team has reviewed the requirements and designed its artwork, submit your order request and artwork to [customartwork@allegion.com](mailto:customartwork@allegion.com).
  - a) Include reference to CMYK in the art template.
  - b) The artwork file preference is .ai, .eps, or .tif extensions. If these are not available, PhotoShop or PDF images are accepted in high resolution (300 dpi minimum).
  - c) Include the quantity, base card technology and any special requirements (external marking, magstripe programming, etc).
  - d) The initial order must be for 1,000 cards or more after that a recurring minimum quantity of 500 cards per order.
- 3) A quote and proof will be created and emailed for your review and approval. Upon customer approval, a custom artwork number to be included on your PO will be assigned (CA-xxxx).
- 4) This CA number will be valid for one year. If no additional orders are placed within 12 months, then there will be a new order request required to update existing artwork.
- 5) Next, simply submit your PO with the assigned custom artwork number and our team will begin producing your cards.
- 6) There is an extended lead-time on all orders from when the PO (not the order request) gets submitted.  
 \*\*\* (during peak high demand periods the lead-time may increase therefore advise your client to order well ahead of their required deployment date.).

**Notes:** Available for all ISO and clamshell cards  
 Design must fit within space allotted  
 Contact Inside Sales at [customartwork@allegion.com](mailto:customartwork@allegion.com) with any questions throughout the process.

<b>NETWORKED READERS - TABLE OF CONTENTS</b>	
<b>READERS OVERVIEW</b>	<b>30</b>
<b>HOW TO ORDER</b>	<b>31</b>
<b>READERS</b>	<b>32</b>
Mobile Enabled Multi-Technology Readers	32
Multi-Technology Readers	32
Multi-Technoogy Magnetic Strip Readers	32
Smart Card Readers	32
Proximity Readers	32
<b>READER PARTS</b>	<b>33</b>
Reader Replacement Parts	33
Reader Covers	33
<b>ENROLLMENT READERS</b>	<b>34</b>
<b>READER AND KEYPADS - OTHER</b>	<b>35</b>
Magnetic Strip Readers	35
Enrollment Readers for Schlage Express	35
iButton Readers	35
Screamble Keypads	36
Electronic Keypads	36
Offline Keypads	36
Configuration Cards	37

**CONTACT INFORMATION FOR SCHLAGE READERS AND CREDENTIALS**

Email Order To: Allegion\_Orders@allegion.com  
 Fax Order To: 866-954-1779  
 Payment Address: XceedID Corporation  
 15934 Collections Center Drive  
 Chicago, IL 60693

<b>877-671-7011</b>	
<b>Customer Service:</b>	<b>Technical Support:</b>
Order Status, Credit Returns of Non-Defective Products, General Sales Questions	Technical Questions/Issues, Returns of Defective Products, Repairs
Email Requests to: Sales Support contact information on Page 2.	Contact For Technical Assistance: Readers_Credentials_Biometrics_TechProdSupport@allegion.com
<b>Inside Sales</b>	
General Sales Questions, Pre-printed cards, CardTrax Accounts ElectronicInsideSales@allegion.com	

Pricing/product description subject to change without notice.

With our versatile mobile enabled multi-technology, multi-technology, smart and proximity reader options, we have a solution for any physical access control need. Our comprehensive, yet simple reader line-up is suitable for any new mobile, smart or proximity installation.

### Schlage Mobile Enabled Multi-Technology Readers (MTB Series)

Schlage mobile enabled multi-technology readers are ideal for any new mobile or smart installation—or as a cost-effective way to migrate from existing proximity to smart or mobile technology.

- 125 kHz proximity, 13.56 MHz smart and 2.4 GHz Bluetooth technology in one reader
- Compatible with Bluetooth and NFC-open smart phones
- Reads ISO 14443 A/B and 15693 credentials
- Compatible technologies include:
  - DESFire® CSN, HID iCLASS® CSN, Inside Contactless PicoTag® CSN, ST Microelectronics® CSN, Texas Instruments Tag-It® CSN, Phillips I-Code® CSN
  - Schlage® Proximity, HID® Proximity, GE/CASI® Proximity, AWID® Proximity, LenelProx®
  - Schlage smart cards using MIFARE Classic® EV1, Schlage smart cards using MIFARE Plus®, Schlage smart cards using MIFARE® DESFire® EV1, Schlage smart cards using MIFARE® DESFire® EV2
- Wiegand, Clock & Data and RS-485 (OSDP, OSDP Secure) interfaces are standard
- Plug & Play mode for straight out of the box functionality
- Commission via ENGAGE™ mobile app for reader updates and easy configuration.
- Improved voltage range of 5V to 28V for simplified power management
- Tri-state LED (red, green, amber) and audible status alert
- Standard color is black. Cream is available as an option, longer lead times may apply.

### Schlage Multi-Technology Readers (MT Series)

Schlage multi-technology readers are ideal for any new smart, proximity, or magnetic stripe installation—or as a cost effective way to migrate from existing magnetic stripe or proximity to smart technology.

- 125 kHz proximity and 13.56 MHz contactless smart card technology in one reader
- Magnetic stripe option, reads track 2 default, tracks 1 and 3 configurable
- Reads ISO 14443 A/B and 15693 credentials
- Compatible with:
  - Schlage smart credentials using MIFARE Classic®, MIFARE Plus® and MIFARE® DESFire® EV1
  - Schlage mobile credentials using NFC technology
  - Most popular proximity credentials including Schlage, XceedID, HID®, GE/Casi ProxLite®, AWID®, and LenelProx®
  - CSN of most existing 13.56 MHz credentials
  - Magnetic stripe
- Wiegand interface (RS-485 available)
- FIPS 201-2 compliant
- Tri-state LED (red, green, amber) and audible status alert
- Standard color is black. Gray, brown and cream colors are available, longer lead times may apply.

### Schlage Smart Readers (SM Series)

The Schlage smart mini-mullion reader is an excellent option for a smart-only installation.

- 13.56 MHz single frequency contactless smart card technology
- Reads ISO 14443 A/B and 15693 credentials
- Compatible with:
  - Schlage smart credentials using MIFARE Classic®, MIFARE Plus® and MIFARE® DESFire® EV1
  - Schlage mobile credentials using NFC technology
  - CSN of most existing 13.56 MHz credentials
- Wiegand interface
- Tri-state LED (red, green, amber) and audible status alert
- Standard color is black. Gray, brown and cream colors are available, longer lead times may apply.

### Schlage Proximity Readers (PR Series)

This mini-mullion reader is a great solution for proximity-only facilities.

- 125 kHz single frequency proximity technology
- Compatible with:
  - Most popular proximity credentials including Schlage, XceedID, HID®, GE/Casi ProxLite®, AWID®, and LenelProx®
- Tri-state LED (red, green, amber) and audible status alert
- Wiegand interface
- Standard color is black. Gray, brown, and cream colors are available, longer lead times may apply.

Allegion, the Allegion logo, and Schlage are trademarks of Allegion plc, its subsidiaries and/or affiliates in the United States and other countries. All other trademarks are the property of their respective owners.

## How to Order:

Follow the steps below to build the full part number for the reader you wish to order. Use the sample below to determine how to write your part number on your PO.

### Mobile Enabled Multi-Technology Readers

Example: **MTB15** - - -

**1. Reader Model Number**

See Page 40

**2. Communication Protocol**

\*Standard includes Weigand, Clock & Data, RS-485 (OSDP, OSDP Secure)

**3. Color Option**

Black (standard) - leave blank  
Cream - add "C"

**4. PIV Format**

Not Available

### Multi-Technology Readers

Example: **MTK15** - **485** - **C** - **PIV8**

**1. Reader Model Number**

See Page 40

**2. Communication Protocol**

\*Standard includes Weigand, Clock & Data  
Optional: Specify RS-485 (OSDP, OSDP Secure)

**3. Color Option**

Black (standard) - leave blank  
Cream - add "C"  
Warm Tone Brown - add "BN"  
Cool Tone Gray - add "G"

**4. PIV Format**

Optional; Specify PIV Format (see chart below for formats)

### Single Tech Readers

Example: **SM10** - - **G** -

**1. Reader Model Number**

See Page 40

**2. Communication Protocol**

\*Standard includes Weigand, Clock & Data

**3. Color Option**

Black (standard) - leave blank  
Cream - add "C"  
Warm Tone Brown - add "BN"  
Cool Tone Gray - add "G"

**4. PIV Format**

Not Available

### 1. Choose Your Reader Model

See page 32 for available models.

### 2. RS-485 Capability

Schlage Mobile Enabled Multi-Technology readers (MTB Series) have been designed to interface directly with controllers that utilize RS-485 protocol as a standard feature. Schlage Multi-Technology readers (MT Series) have been designed with an option to interface directly with controllers that utilize RS-485 protocol. RS-485 is a communication protocol that allows a two way communication between the reader and the panel, for example OSDP protocol.

### 3. Reader Color Options

Schlage Readers are available in four color options. Add the appropriate suffix after the reader model number for a cover color other than black. Please note the Schlage mobile enabled multi-technology readers (MTB Series) are only available in black and cream.

- Black (standard) – do not add a color suffix, **leave blank**
- Cream – **add "C"**
- Warm Tone Brown – **add "BN"**
- Cool Tone Gray – **add "G"**

### 4. PIV Format

The Schlage multi-technology readers (MT Series) use 75-bit PIV as the default format. Other format requirements are determined by the access control system, agency requirements, and customer specifications. The other available formatting options are listed below. Add "PIV" and the format number after the reader model number, RS-485 option (if applicable), and color suffix (if applicable). PIV Formats are not available on the Schlage Mobile Enabled Multi-Technology Readers (MTB Series).

Format Number	Bit Information
1	75-bit PIV
2	58-bit TWIC/CAC
3	200-bit FASC-N
4	64-bit (BCD) TWIC/CAC
5	83-bit TW IC/CAC
6	66-bit (58-bit format + TSM) TWIC/CAC
7	64-bit (58-bit format (no parity) + TSM) TWIC/CAC
8	91-bit (83 bit format + TSM) TWIC/CAC

Format Number	Bit Information
9	40-bit BCD
10	40-bit reversed BCD
11	64-bit BCD
12	64-bit reversed BCD
13	128-bit BCD
14	128-bit reversed BCD
15	58-bit HSE

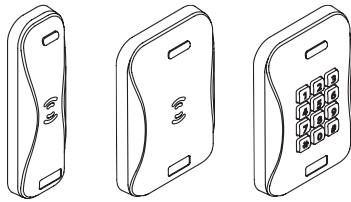
If you need assistance in determining the PIV format for your facility, please contact your Allegion sales representative directly.

### 5. Special Instructions

Please specify any other special instructions directly on your PO.

Pricing/product description subject to change without notice.

## Readers

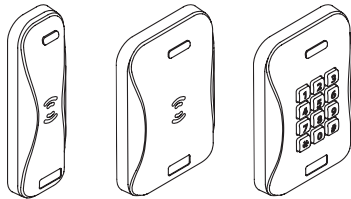


MTB11      MTB15      MTKB15

### Schlage Mobile Enabled Multi-Technology Readers

<b>MTB11</b>	<b>Mobile Enabled Multi-Technology Reader – Mullion Mount</b> Dimensions: 5.91" x 1.72" x 0.81". Power required: 5-24 VDC	<b>\$422.00</b>
<b>MTB15</b>	<b>Mobile Enabled Multi-Technology Reader – Wall Mount</b> Dimensions: 5.1" x 3.25" x 0.76". Power required: 5-24 VDC	<b>\$422.00</b>
<b>MTKB15</b>	<b>Mobile Enabled Multi-Technology Reader – Wall Mount with Keypad</b> Dimensions: 5.1" x 3.25" x 0.76". Power required: 5-24 VDC	<b>\$680.00</b>

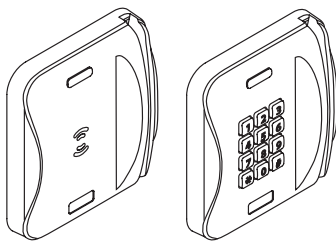
*RS-485 capability included in standard product offering*



MT11      MT15      MTK15

### Schlage Multi-Technology Readers

<b>MT11</b>	<b>Multi-Technology Reader – Mullion Mount</b> Dimensions: 5.91" x 1.72" x 0.81". Power required: 5-16 VDC	<b>\$423.00</b>
<b>MT15</b>	<b>Multi-Technology Reader – Wall Mount</b> Dimensions: 5.1" x 3.25" x 0.76". Power required: 5-16 VDC	<b>\$423.00</b>
<b>MTK15</b>	<b>Multi-Technology Reader – Wall Mount with Keypad</b> Dimensions: 5.1" x 3.25" x 0.76". Power required: 5-16 VDC	<b>\$677.00</b>
<b>MT11-485</b>	<b>Multi-Technology Reader – Mullion Mount</b> Dimensions: 5.91" x 1.72" x 0.81". Power required: 5-16 VDC	<b>\$423.00</b>
<b>MT15-485</b>	<b>Multi-Technology Reader – Wall Mount</b> Dimensions: 5.1" x 3.25" x 0.76". Power required: 5-16 VDC	<b>\$423.00</b>
<b>MTK15-485</b>	<b>Multi-Technology Reader – Wall Mount with Keypad</b> Dimensions: 5.1" x 3.25" x 0.76". Power required: 5-16 VDC	<b>\$677.00</b>



MTMS15      MTMSK15

### Schlage Multi-Technology Magnetic Stripe Readers

<b>MTMS15</b>	<b>Multi-Technology Magnetic Stripe Reader – Wall Mount</b> Dimensions: 4.43" x 5.17" x 1.15". Power required: 5-16 VDC	<b>\$765.00</b>
<b>MTMSK15</b>	<b>Multi-Technology Magnetic Stripe Reader – Wall Mount with Keypad</b> Dimensions: 4.43" x 5.17" x 1.15". Power required: 5-16 VDC	<b>\$1,035.00</b>
<b>MTMS15-485</b>	<b>Multi-Technology Magnetic Stripe Reader – Wall Mount</b> Dimensions: 4.43" x 5.17" x 1.15". Power required: 5-16 VDC	<b>\$765.00</b>
<b>MTMSK15-485</b>	<b>Multi-Technology Magnetic Stripe Reader – Wall Mount with Keypad</b> Dimensions: 4.43" x 5.17" x 1.15". Power required: 5-16 VDC	<b>\$1,035.00</b>



SM10

### Schlage Contactless Smart Card Readers

<b>SM10</b>	<b>Schlage Contactless Smart Card Reader – Mini-Mullion Mount</b> Dimensions: 4.26" x 1.72" x 0.81". Power required: 5-16 VDC	<b>\$202.00</b>
-------------	--	-----------------



PR10

### Schlage Proximity Readers

<b>PR10</b>	<b>Proximity Reader – Mini-Mullion Mount</b> Dimensions: 4.26" x 1.72" x 0.81". Power required: 5-16 VDC	<b>\$202.00</b>
-------------	---	-----------------

Pricing/product description subject to change without notice.



### Reader Replacement Parts

<b>23846462</b>	MT Series Pigtail – 18 inch	<b>\$46.00</b>
<b>47265286</b>	MTB Series Pigtail – 12 inch	<b>\$46.00</b>
<b>23933104</b>	Screw pack	<b>\$13.20</b>
<b>47252693</b>	Magnetic Stripe Read Head	<b>\$132.00</b>
<b>23846355</b>	Mini-Mullion Backplate	<b>\$27.50</b>
<b>23846439</b>	Single Gang Backplate	<b>\$27.50</b>
<b>23846397</b>	Mullion Backplate	<b>\$27.50</b>
<b>24152654</b>	Magnetic Stripe Backplate	<b>\$55.20</b>
<b>CP-11</b>	Cosmetic Backplate Cover – Mini Mullion /Mullion (6.70" x 2.50")	<b>\$34.40</b>
<b>CP-15</b>	Cosmetic Backplate Cover – Single Gang (5.65" x 3.85")	<b>\$34.40</b>
<b>CP-21</b>	Cosmetic Backplate Cover – Mid-Range (6.45" x 5.50")	<b>\$34.40</b>

### MTB Series Reader Covers

• Standard color for readers is black. Cream color is available, longer lead time may apply.

<b>47317558</b>	Mullion - Black, Schlage Bluetooth Logo	<b>\$27.50</b>
<b>47317562</b>	Mullion - Cream, Schlage Bluetooth Logo	<b>\$27.50</b>
<b>47317564</b>	Single Gang - Black, Schlage Bluetooth Logo	<b>\$27.50</b>
<b>47317568</b>	Single Gang - Cream, Schlage Bluetooth Logo	<b>\$27.50</b>
<b>47317570</b>	Single Gang with Keypad - Black, Schlage Bluetooth Logo	<b>\$27.50</b>
<b>47317574</b>	Single Gang with Keypad - Cream, Schlage Bluetooth Logo	<b>\$27.50</b>

### MT Series Reader Covers

• Standard color for readers is black. Gray, brown and cream colors are available, longer lead times may apply.

<b>47317557</b>	Mullion - Black, Schlage Logo	<b>\$27.50</b>
<b>47317559</b>	Mullion - Warm-Tone Brown, Schlage Logo	<b>\$27.50</b>
<b>47317560</b>	Mullion - Cool-Tone Gray, Schlage Logo	<b>\$27.50</b>
<b>47317561</b>	Mullion - Cream, Schlage Logo	<b>\$27.50</b>
<b>47317563</b>	Single Gang - Black, Schlage Logo	<b>\$27.50</b>
<b>47317565</b>	Single Gang - Warm-Tone Brown, Schlage Logo	<b>\$27.50</b>
<b>47317566</b>	Single Gang - Cool-Tone Gray, Schlage Logo	<b>\$27.50</b>
<b>47317567</b>	Single Gang - Cream, Schlage Logo	<b>\$27.50</b>
<b>47317569</b>	Single Gang with Keypad - Black, Schlage Logo	<b>\$27.50</b>
<b>47317571</b>	Single Gang with Keypad - Warm-Tone Brown, Schlage Logo	<b>\$27.50</b>
<b>47317572</b>	Single Gang with Keypad - Cool-Tone Gray, Schlage Logo	<b>\$27.50</b>
<b>47317573</b>	Single Gang with Keypad - Cream, Schlage Logo	<b>\$27.50</b>
<b>47317575</b>	Single Gang Magnetic Stripe - Black, Schlage Logo	<b>\$55.20</b>
<b>47317576</b>	Single Gang Magnetic Stripe - Warm-Tone Brown, Schlage Logo	<b>\$55.20</b>
<b>47317577</b>	Single Gang Magnetic Stripe - Cool-Tone Gray, Schlage Logo	<b>\$55.20</b>
<b>47317578</b>	Single Gang Magnetic Stripe - Cream, Schlage Logo	<b>\$55.20</b>
<b>47317579</b>	Single Gang Magnetic Stripe with Keypad - Black, Schlage Logo	<b>\$55.20</b>
<b>47317580</b>	Single Gang Magnetic Stripe with Keypad - Warm-Tone Brown, Schlage Logo	<b>\$55.20</b>
<b>47317581</b>	Single Gang Magnetic Stripe with Keypad - Cool-Tone Gray, Schlage Logo	<b>\$55.20</b>
<b>47317582</b>	Single Gang Magnetic Stripe with Keypad - Cream, Schlage Logo	<b>\$55.20</b>

### SM / PR Series Reader Covers

• Standard color for readers is black. Gray, brown and cream colors are available, longer lead times may apply.

<b>47317553</b>	Mini-Mullion - Black, Schlage Logo	<b>\$27.50</b>
<b>47317554</b>	Mini-Mullion - Warm-Tone Brown, Schlage Logo	<b>\$27.50</b>
<b>47317555</b>	Mini-Mullion - Cool-Tone Gray, Schlage Logo	<b>\$27.50</b>
<b>47317556</b>	Mini-Mullion - Cream, Schlage Logo	<b>\$27.50</b>

Note: To receive a cover with no label specify "No Label" or "NL"

Pricing/product description subject to change without notice.

## Enrollment Readers



### Enrollment Readers

<b>MT20</b>	USB Enrollment Reader - Multi-technology, Smart & Proximity Credentials	<b>\$675.00</b>
<b>MT20W</b>	USB / WIFI Enrollment, Read-Write Reader - Smart Credentials Only	<b>\$675.00</b>

**Magnetic Stripe Readers**

<b>SMR5</b>	<b>Magnetic Stripe Card Reader</b> Weatherized for outdoor use with a cast metal housing and optional wall plate. The SMR5 has one LED. Standard color is black, also available in Beige. Standard is 5 VDC. Must specify for 12 VDC.	<b>\$488.00</b>
<b>SMR10</b>	<b>Magnetic Stripe Card Reader</b> Weatherized for outdoor use with a cast metal housing and optional wall plate. The SMR10 has two LED's. Standard color is black, also available in Beige. Standard is 5 VDC. Must specify for 12 VDC.	<b>\$656.00</b>
<b>SMR20</b>	<b>Magnetic Stripe Card Reader with Keypad</b> Weatherized for outdoor use with a cast metal housing and optional wall plate. The SMR20 has integrated membrane keypad. AVAILABLE IN BEIGE ONLY. Standard is 5 VDC. Must specify for 12 VDC.	<b>\$952.00</b>
<b>SWP10</b>	<b>Wall Plate for Mercury Magnetic Stripe Card Reader</b> Metal Wall Plate (Beige or Black) for MR5, MR10 and MR20 magnetic card readers.	<b>\$28.40</b>
<b>SWS10</b>	<b>Weather Shield for SMR5, SMR10 and SMR20 Readers</b> Brushed Stainless vertical mount.	<b>\$107.00</b>

**Enrollment Readers for Schlage Express**

<b>CRM2</b>	<b>Magstripe Enrollment Reader for Schlage Express</b>	<b>\$752.00</b>
<b>CRP2</b>	<b>Proximity Enrollment Reader for Schlage Express</b>	<b>\$607.00</b>

Pricing/product description subject to change without notice.

## Keypads



### Scramble Keypads

<b>SERIII-W-GR</b>	<b>Scramble Keypad (Gray)</b> The keypad is designed to prevent onlookers from detecting the code being entered. Each key is lighted by an LED with a different set of numbers every time the keypad is used. Weatherized for outdoor applications with a Wiegand output. Power requirements: 8-14 VDC. Standard color is gray. Also available in black (SERIII-W-BLK).	<b>\$2,365.00</b>
<b>SMK-2-GR</b>	<b>Scramble Keypad Surface Mount Kit (Gray)</b> Surface Mount Kit and tamper proof screws. Standard color is gray. Also available in black (SMK-2-BLK).	<b>\$308.00</b>
<b>SSMK-2-ADA</b>	<b>Scramble Keypad Surface Mount Kit (ADA Compliant)</b> Surface Mount Kit and tamper proof screws. ADA compliant.	<b>\$592.00</b>
<b>PMK-2-GR</b>	<b>Panel Mount Kit (Gray)</b> Standard color is gray. Also available in black (PMK-2-BLK).	<b>\$249.00</b>
<b>SPMK-2-GR</b>	<b>Panel Mount Kit w/ Steel Back Box (Gray)</b> Steel back box with tamper proof screws. Standard color is gray. Also available in black (SPMK-2-BLK).	<b>\$270.00</b>

**Note:** Mounting Kits are sold separately and required for usage with Scramble Keypads.

### Electronic Keypads

<b>SEKPDMWG</b>	<b>Electronic Keypad (Mullion Mount)</b> Stainless faceplate with keypad. Weatherized for outdoor use - 2x6 Matrix (5 or 12 VDC) Wiegand output.	<b>\$622.00</b>
<b>SEKPDWG</b>	<b>Electronic Keypad</b> Stainless faceplate with keypad. Weatherized for outdoor use - 3x4 Matrix (5 or 12 VDC) Wiegand output.	<b>\$902.00</b>
<b>SEKPD8B</b>	<b>Electronic Keypad</b> Stainless faceplate with keypad. Weatherized for outdoor use - 3x4 Matrix (5 or 12 VDC) Wiegand output, 8 bit word.	<b>\$882.00</b>

### Offline Keypads - Discontinued August 2020\*

<b>KP232</b>	<b>Mullion-mount Keypad</b> Mullion style, back lighted hard plastic keys, weather resistant; indoor/outdoor, doorbell key, main relay and three independent outputs, secured installation, aluminum finish.	<b>\$920.00</b>
<b>KP212</b>	<b>Mullion-mount Keypad</b> Back lighted hard plastic keys, weather resistant; indoor/outdoor, doorbell key and relay, secured installation, aluminum finish.	<b>\$801.00</b>
<b>KP2000E</b>	<b>Flush-mount Backlit Access Control Keypad</b> Indoor/outdoor design, single gang, illuminated backlit keys, and sounder, Wiegand and Secured Series outputs, for stand-alone applications, 5 year warranty.	<b>\$525.00</b>

\*KP Series product will continue to ship while supplies last.

The following reader configuration cards can be used across the Schlage reader portfolio of wall mount readers and electronic locks to change standard, out of the factory settings.

## Keypad Configuration Cards

<b>CE-000-026</b>	Keypad Format, 26A; Fixed Facility Code 55	<b>\$11.70</b>
<b>CE-000-034</b>	Keypad Format, 4 Bit Burst	<b>11.70</b>
<b>CE-000-038</b>	Keypad Format, 8 Bit Burst	<b>11.70</b>
<b>CE-000-044</b>	Keypad Format Configuration Mode	<b>11.70</b>
<b>CE-000-045</b>	Keypad Backlight Off	<b>11.70</b>
<b>CE-000-046</b>	Keypad Backlight On	<b>11.70</b>

## Audio Visual Configuration Cards

<b>CE-401-001</b>	LED Flash Red	<b>\$11.70</b>
<b>CE-401-002</b>	LED Solid Red	<b>11.70</b>
<b>CE-401-020</b>	LED Flash Green	<b>11.70</b>
<b>CE-401-021</b>	LED Flash Amber	<b>11.70</b>
<b>CE-401-024</b>	LED Flash Blue	<b>11.70</b>
<b>CE-401-025</b>	LED Solid Blue	<b>11.70</b>
<b>CE-401-131</b>	LED Solid Red; Flash Green & No Beep	<b>11.70</b>
<b>CE-401-132</b>	LED Solid Red; Flash Green & Beep	<b>11.70</b>
<b>CE-401-133</b>	Beeper Off Success	<b>11.70</b>
<b>CE-401-134</b>	Beeper On Success	<b>11.70</b>
<b>CE-401-135</b>	Beeper and Green LED on Success for 1.5 seconds	<b>11.70</b>
<b>CE-401-136</b>	Card Anti-Passback Disabled	<b>11.70</b>
<b>CE-401-137</b>	Card Anti-Passback Enabled	<b>11.70</b>
<b>CE-401-138</b>	LED, Beeper, and Keypad Beeper Always Off	<b>11.70</b>
<b>CE-401-139</b>	Flash Green and Beep (Success) 300ms	<b>11.70</b>
<b>CE-401-141</b>	Disable All Sound	<b>11.70</b>
<b>CE-401-142</b>	Enable All Sound	<b>11.70</b>
<b>CE-ALL-OFF</b>	LED and Beeper always off - External Control Only	<b>11.70</b>

## Audio Visual Configuration Cards

<b>CE-401-101</b>	Disable All Prox Card Technologies	<b>\$11.70</b>
<b>CE-401-102</b>	Enable All Prox Card Technologies	<b>11.70</b>
<b>CE-401-111</b>	Disable HID Prox	<b>11.70</b>
<b>CE-401-053</b>	Enable HID Prox	<b>11.70</b>
<b>CE-401-082</b>	Disable GE/CASI Prox	<b>11.70</b>
<b>CE-401-013</b>	Enable GE/ CASI Prox 4001	<b>11.70</b>
<b>CE-401-028</b>	Enable GE/CASI Prox 4002	<b>11.70</b>
<b>CE-401-038</b>	Disable AWID Prox	<b>11.70</b>
<b>CE-401-037</b>	Enable AWID Prox	<b>11.70</b>
<b>CE-401-039</b>	Enable Prox Report Delay 0.8 seconds	<b>11.70</b>
<b>CE-401-040</b>	Disable Prox Report Delay	<b>11.70</b>
<b>CE-401-053</b>	Enable HID Prox	<b>11.70</b>

### CSN Reader Configuration Cards

<b>CE-012-020</b>	CSN Reader with Solid Red LED REVISIT THIS - under restricted	<b>\$11.70</b>
<b>CE-004-201</b>	CSN Reader 56 Bit; Prox Enabled (formerly CE-001-201)	<b>11.70</b>
<b>CE-004-202</b>	CSN Reader; 32 (Special iClass All Significant Bits) (formerly CE-001-202)	<b>11.70</b>
<b>CE-004-203</b>	CSN Reader; 32 Bit (15693/iClass/inside MSB First) (formerly CE-001-203)	<b>11.70</b>
<b>CE-004-204</b>	CSN Reader; 32 Bit (15693/iClass/inside LSB First) (formerly CE-001-204)	<b>11.70</b>
<b>CE-004-205</b>	CSN Reader; 34 Bit (32 Mifare + 2 Parity) (formerly CE-001-205)	<b>11.70</b>
<b>CE-004-206</b>	CSN Reader; 40 Bit (32 Mifare + 8 bit LRC) (formerly CE-001-206)	<b>11.70</b>
<b>CE-004-207</b>	CSN Reader; 32 Bit (Mifare MSB First) (formerly CE-001-207)	<b>11.70</b>
<b>CE-004-208</b>	CSN Reader; 32 Bit (Mifare LSB First) (formerly CE-001-208)	<b>11.70</b>
<b>CE-004-209</b>	CSN Reader; 26 Bit (formerly CE-001-209)	<b>11.70</b>
<b>CE-004-210</b>	CSN Reader; 64 Bit (GE 6400) (formerly CE-001-210)	<b>11.70</b>
<b>CE-004-211</b>	CSN Reader; 55 Bit (GE 5502) (formerly CE-001-211)	<b>11.70</b>
<b>CE-004-212</b>	CSN Reader; 40 Bit (GE 4001) (formerly CE-001-212)	<b>11.70</b>
<b>CE-004-213</b>	CSN Reader; iClass & ISO15693 (5502), ISO14443A & GE Prox (4002)	<b>11.70</b>
<b>CE-004-214</b>	CSN Reader; MFC and EV1 56 bit, All prox off	<b>11.70</b>
<b>CE-004-215</b>	CSN Reader 64 bit reversed	<b>11.70</b>
<b>CE-401-226</b>	Felica CSN 64 bit reversed	<b>11.70</b>

### PIV - General Availability

<b>CE-401-000</b>	Disable PIV	<b>\$11.70</b>
<b>CE-404-176</b>	Enable PIV; 75 Bit; Prox Off; Mifare Off, EV1 Off (formerly CE-401-176)	<b>11.70</b>
<b>CE-404-177</b>	Enable PIV; 200 Bit; Prox Off; Mifare Off, EV1 Off (formerly CE-401-177)	<b>11.70</b>
<b>CE-401-075</b>	Enable PIV; 75 Bit;	<b>11.70</b>
<b>CE-401-180</b>	Enable PIV; 58 Bit TWIC/CAC	<b>11.70</b>
<b>CE-401-200</b>	Enable PIV; 200 Bit FASC-N	<b>11.70</b>
<b>CE-401-201</b>	Enable PIV; 200 Bit FASC-N, All Else Off	<b>11.70</b>
<b>CE-401-181</b>	Enable PIV; 64 Bit (BCD) TWIC/CAC	<b>11.70</b>
<b>CE-401-182</b>	Enable PIV; 83 Bit TWIC/CAC	<b>11.70</b>
<b>CE-401-183</b>	Enable PIV; 66 Bit (58 + TSM) TWIC/CAC	<b>11.70</b>
<b>CE-401-184</b>	Enable PIV; 64 Bit (58 No Parity + TSM) TWIC/CAC	<b>11.70</b>
<b>CE-401-185</b>	Enable PIV; 91 Bit (83 + TSM) TWIC/CAC	<b>11.70</b>
<b>CE-401-186</b>	Enable PIV; 40 Bit BCD	<b>11.70</b>
<b>CE-401-187</b>	Enable PIV; 40 Bit Reverse BCD	<b>11.70</b>
<b>CE-401-188</b>	Enable PIV; 64 Bit BCD	<b>11.70</b>
<b>CE-401-189</b>	Enable PIV; 64 Bit Reverse BCD	<b>11.70</b>
<b>CE-401-190</b>	Enable PIV; 128 Bit BCD	<b>11.70</b>
<b>CE-401-191</b>	Enable PIV; 128 Reverse BCD	<b>11.70</b>
<b>CE-401-192</b>	PIV-I GUID Sentinel Enabled	<b>11.70</b>
<b>CE-401-193</b>	PIV-I GUID Sentinel Disabled	<b>11.70</b>
<b>CE-401-194</b>	Enable PIV; 58 Bit HSE	<b>11.70</b>

### Smart Cards - General Availability

<b>CE-404-022</b>	Disable All Smart Card Technologies (formerly CE-401-022)	<b>\$11.70</b>
<b>CE-404-023</b>	Enable All Smart Card Technologies (formerly CE-401-023)	<b>11.70</b>
<b>CE-401-012</b>	Disable iClass CSN	<b>11.70</b>
<b>CE-401-084</b>	Enable iClass CSN 40 bit	<b>11.70</b>
<b>CE-401-085</b>	Enable iClass CSN 32 All Significant Bits	<b>11.70</b>
<b>CE-401-086</b>	Enable iClass CSN 32 bit LSB First	<b>11.70</b>
<b>CE-401-087</b>	Enable iClass SE (AD Only)	<b>11.70</b>
<b>CE-401-088</b>	Disable iClass SE (AD Only)	<b>11.70</b>
<b>CE-401-089</b>	Enable iClass CSN 64 bit	<b>11.70</b>
<b>CE-404-033</b>	Enable CSN; Disable Secure Mifare, EV1 and PIV (formerly CE-401-033)	<b>11.70</b>
<b>CE-401-016</b>	Enable Secure Mifare	<b>11.70</b>
<b>CE-401-019</b>	Disable Secure EV1	<b>11.70</b>
<b>CE-401-018</b>	Enable Secure EV1	<b>11.70</b>
<b>CE-401-042</b>	Disable Mifare Plus	<b>11.70</b>
<b>CE-401-048</b>	Enable Mifare Plus	<b>11.70</b>
<b>CE-401-049</b>	Disable Mifare Classic	<b>11.70</b>
<b>CE-401-090</b>	Enable Felica CSN	<b>11.70</b>
<b>CE-401-091</b>	Disable Felica CSN	<b>11.70</b>

Pricing/product description subject to change without notice.

## Reader Output - General Availability

<b>CE-401-050</b>	Enable Generic Clock and Data Output	<b>\$11.70</b>
<b>CE-401-051</b>	Disable Clock and Data Output, Magstripe Track 2	<b>11.70</b>
<b>CE-401-052</b>	Enable (9 Bit) Geoffrey MR5 Clock and Data Emulation, Magstripe Track 2	<b>11.70</b>
<b>CE-401-054</b>	Enable Generic Clock and Data Output w/8 Leading 0 & 235 Min Bit Length	<b>11.70</b>
<b>CE-401-055</b>	Enable Geoffrey MR5 Clock and Data Emulation	<b>11.70</b>
<b>CE-401-056</b>	Enable PIM400-TD2 MR5 Clock and Data Emulation	<b>11.70</b>
<b>CE-401-057</b>	Select Magstripe Track 1	<b>11.70</b>
<b>CE-401-058</b>	Select Magstripe Track 2	<b>11.70</b>
<b>CE-401-059</b>	Select Magstripe Track 3	<b>11.70</b>
<b>CE-401-060</b>	Enable POS Reader FAC Code UID Data Format	<b>11.70</b>
<b>CE-401-061</b>	Enable POS Reader Octal Data Format	<b>11.70</b>
<b>CE-401-062</b>	Enable CT5000 Clock and Data Compatibility	<b>11.70</b>
<b>CE-401-064</b>	Set Wiegand Pulse Width = 48us;Separation=2ms	<b>11.70</b>
<b>CE-401-065</b>	Set Wiegand Pulse Width = 40us;Separation=2ms	<b>11.70</b>
<b>CE-401-066</b>	Set Wiegand Pulse Width = 100us;Separation=1ms	<b>11.70</b>
<b>CE-401-067</b>	Enable Clock and Data H10301 26 bit	<b>11.70</b>
<b>CE-401-068</b>	Enable Clock and Data H10302 37 bit	<b>11.70</b>
<b>CE-401-069</b>	Enable POS Reader Badge ID Only	<b>11.70</b>
<b>CE-401-070</b>	Select MagStripe Track 1 – Raw Data	<b>11.70</b>
<b>CE-401-071</b>	Select MagStripe Track 2 – Raw Data	<b>11.70</b>
<b>CE-401-072</b>	Select MagStripe Track 3 – Raw Data	<b>11.70</b>
<b>CE-017-701</b>	Enable Clock and Data Conversion	<b>11.70</b>
<b>CE-401-073</b>	Enable POS Reader Hexadecimal Data Format	<b>11.70</b>
<b>CE-401-074</b>	Enable POS Reader ID Only with USB Keyboard Prefix and Suffix	<b>11.70</b>
<b>CE-401-076</b>	Point Of Sale Output Format =6	<b>11.70</b>
<b>CE-401-077</b>	Point Of Sale Output Format =7	<b>11.70</b>
<b>CE-401-078</b>	Point Of Sale Output Format =8	<b>11.70</b>
<b>CE-401-220</b>	MT20 Only – USB inter keystroke delay 0ms	<b>11.70</b>
<b>CE-401-140</b>	Card Anti-Passback (1.6 seconds)	<b>11.70</b>
<b>CE-401-221</b>	MT20 Only – USB inter keystroke delay 5ms	<b>11.70</b>
<b>CE-401-222</b>	MT20 Only – USB inter keystroke delay 10ms	<b>11.70</b>
<b>CE-401-223</b>	MT20 Only – USB inter keystroke delay 15ms	<b>11.70</b>
<b>CE-401-224</b>	MT20 Only – USB inter keystroke delay 20ms	<b>11.70</b>
<b>CE-401-225</b>	MT20 Only – USB inter keystroke delay 20ms & Point of Sale	<b>11.70</b>
<b>CE-401-230</b>	TRA Bit Disabled	<b>11.70</b>
<b>CE-401-231</b>	TRA Bit Enabled	<b>11.70</b>
<b>CE-401-232</b>	Mobile NFC Bit Disabled	<b>11.70</b>
<b>CE-401-233</b>	Mobile NFC Bit Enabled	<b>11.70</b>
<b>CE-401-234</b>	MT20 Only-Custom Data Decode Format 26A	<b>11.70</b>
<b>CE-401-235</b>	MT20 Only - Custom Data Decode Format 37X	<b>11.70</b>
<b>CE-401-236</b>	MT20 Only - Custom Data Decode Format 40X	<b>11.70</b>
<b>CE-401-237</b>	MT20 Only - Custom Data Decode Format 48X	<b>11.70</b>
<b>CE-401-238</b>	MT20 Only - Disable Felica, POS reader FAC Code UID Data Format, Custom Data Decode Format 40X	<b>11.70</b>

Pricing/product description subject to change without notice.

**Reader Performance - General Availability**

<b>CE-401-431</b>	Disable BLE Credential	<b>\$11.70</b>
<b>CE-401-432</b>	Enable BLE Credential Short Range	<b>11.70</b>
<b>CE-401-433</b>	Enable BLE Credential Long Range	<b>11.70</b>
<b>CE-401-434</b>	Disable BLE Intent	<b>11.70</b>
<b>CE-401-435</b>	Enable BLE Intent	<b>11.70</b>
<b>CE-401-440</b>	OSDP Baud Rate 9600	<b>11.70</b>
<b>CE-401-441</b>	OSDP Baud Rate 19200	<b>11.70</b>
<b>CE-401-442</b>	OSDP Baud Rate 38400	<b>11.70</b>
<b>CE-401-443</b>	OSDP Baud Rate 57600	<b>11.70</b>
<b>CE-401-444</b>	OSDP Baud Rate 115200	<b>11.70</b>
<b>CE-401-445</b>	OSDP Baud Rate 230400	<b>11.70</b>
<b>CE-401-446</b>	OSDP Baud Rate 460800	<b>11.70</b>
<b>CE-401-447</b>	OSDP Address 0	<b>11.70</b>
<b>CE-401-448</b>	OSDP Address 1	<b>11.70</b>
<b>CE-401-449</b>	OSDP Address 2	<b>11.70</b>
<b>CE-401-450</b>	OSDP Address 3	<b>11.70</b>
<b>CE-401-451</b>	OSDP Address 4	<b>11.70</b>
<b>CE-401-452</b>	OSDP Address 5	<b>11.70</b>
<b>CE-401-453</b>	OSDP Address 6	<b>11.70</b>
<b>CE-401-454</b>	OSDP Address 7	<b>11.70</b>
<b>CE-401-455</b>	OSDP Address 8	<b>11.70</b>

Pricing/product description subject to change without notice.



**READER CONTROLLERS TABLE OF CONTENTS**

<b>READER CONTROLLER</b>	<b>42</b>
RC Pure IP Multi-Technology Reader Controller	42
CTE ENGAGE Single Door Controller	43
CT5000 Offline Controller	44
WRI400 Outdoor Wireless Reader Interface	45

**CONTACT INFORMATION FOR SCHLAGE READERS AND CREDENTIALS**

Email Order To: Allegion\_Orders@allegion.com  
 Fax Order To: 866-954-1779  
 Payment Address: XceedID Corporation  
 15934 Collections Center Drive  
 Chicago, IL 60693

<b>877-671-7011</b>	
<b>Customer Service:</b>	<b>Technical Support:</b>
Order Status, Credit Returns of Non-Defective Products, General Sales Questions	Technical Questions/Issues, Returns of Defective Products, Repairs
Email Requests to: Sales Support contact information on Page 2	Contact For Technical Assistance: Readers_Credentials_Biometrics_TechProdSupport@allegion.com
<b>Inside Sales</b>	
General Sales Questions: Pre-printed cards, CartTrax Accounts, ElectronicInsideSales@allegion.com	

Pricing/product description subject to change without notice.

# Schlage RC Multi-Technology Reader Controller



RC11



RC15



RCK15

## Standard Features

- Real time connectivity; local mode feature allows reader to function without a connection to the network.
- Communication is secured using industry standard TLS 1.2 encryption.
- Tamper detection via accelerometer senses any type of altering and prevents a security breach with the reader.
- Three configurable inputs; Door Position (DPS), Request to Exit (REX), and Auxiliary (AUX).
- Reader controllers support 124 kHz proximity, 13.56MHz smart technology, 2.4 GHz Bluetooth and Near Field Communication (NPC).
- Commission via ENGAGE™ mobile app for reader updates and easy configuration.

## How To Order:

1) Specify the desired Schlage RC Multi-Technology Reader Controller (RC11, RC15 or RCK15)

2) On a separate line item specify the desired pigtail cable and pigtail length. A pigtail is required for installation and is not included with the RC model.

## RC Multi-Technology Reader Controllers

Part No.	Description	Price (ea.)
RC11	<b>Multi-Technology Reader Controller - Mullion Mount</b> Dimensions: 5.94" x 1.77" x 1.0". Power Requirements: 10 - 13 VDC / PoE or PoE+ (IEEE802.3af, Class 0)	\$1,257.00
RC15	<b>Multi-Technology Reader Controller - Wall Mount</b> Dimensions: 5.13" x 3.25" x 1.0". Power Requirements: 10 - 13 VDC / PoE or PoE+ (IEEE802.3af, Class 0)	1257.00
RCK15	<b>Multi-Technology Reader Controller - Wall Mount w/ Keypad</b> Dimensions: 5.13" x 3.25" x 1.0". Power Requirements: 10 - 13 VDC / PoE or PoE+ (IEEE802.3af, Class 0)	1432.00

## RC Pigtail Cables

47274561	Pigtail Cable - 10'	\$46.00
47274562	Pigtail Cable - 25'	67.00

## RC Accessories

47317537	Advanced Secure Module - Exterior Door Kit	\$82.40
47317538	In-Rush Suppressor Kit - Magnetic Lock Kit	37.10
47275384	Diode Assembly	6.20

## RC Covers

47317541	Cover, Mullion - Black	\$27.50
47317539	Cover, Wall Mount - Black	27.50
47317540	Cover, Wall Mount w/ Keypad - Black	27.50

## RC Screw Pack

47274844	Screw Pack	\$13.20
----------	------------	---------

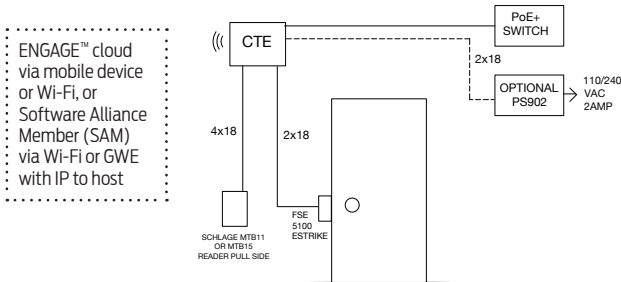
Pricing/product description subject to change without notice.

The CTE is an ENGAGE™ enabled single opening controller that allows perimeter and common area openings to be managed in a single system along with Schlage Control™ smart deadbolts, NDEB cylindrical and LEB mortise wireless locks. It is ideal for multi-family, commercial mixed use, and retail store front applications.

The CTE is designed to work with a Schlage® Mobile Enabled Multi-Technology reader and interface with an electrified lock, electromagnetic lock, electric strike, automatic operator or exit device to control an opening.

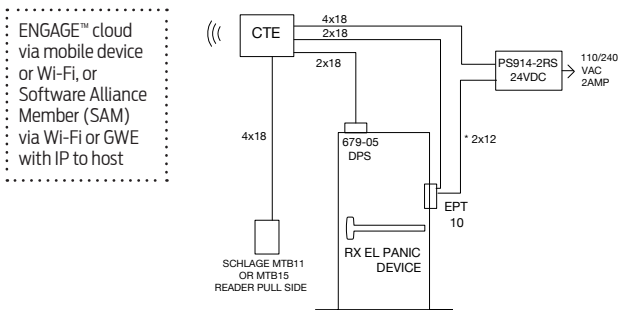
**The CTE single door controller with mobile enabled multi-technology reader kit can be used in a variety of applications; below are a few examples.**

Please note; all components are sold separately.



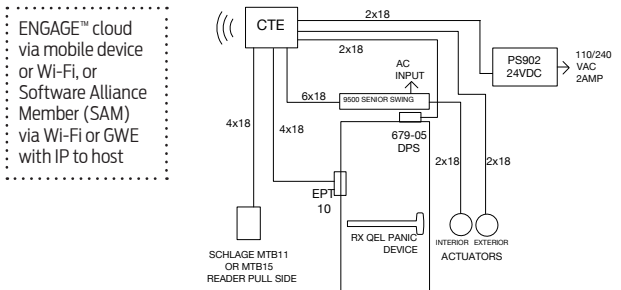
**Operation:** Presenting a valid credential to Schlage MTB XX reader will cause fail secure 5100 electric strike to release for authorized entrance. Free egress always.

**Products:** We offer a variety of electric strikes from Locknetics™ and Von Duprin®, as well as Schlage Power Supplies to meet the specific needs of the opening.



**Operation:** Presenting a valid credential to Schlage MTB XX will cause EL panic device to retract for authorized entrance. Free non-alarmed egress at all times.

**Products:** We offer a variety of Falcon® and Von Duprin exit devices, and Von Duprin power supplies to meet the specific needs of the opening.



**Operation:** Presenting a valid credential to Schlage MTB XX will cause QEL panic device to retract for authorized entrance and enable exterior actuator. Free non-alarmed egress at all times. Interior actuator always active to retract QEL panic and open door.

**Products:** We offer a variety of hardware and accessories from Von Duprin, LCN®, Schlage and Locknetics to meet the specific needs of the opening.

**Certifications:** UL 294 Indoor, FCC Part 15, NEMA Enclosure Indoor (Type 1, 4, and 4X), ULC S319 Indoor, RoHS

**CTE Series - How to Order:**

		REQUIRED FIELDS		Options		
		CTE	-	MTB15	-	B
<b>1. CTE</b>						
<b>2. Reader Type</b>						
MTB11	Mobile Enabled Multi-Technology Mullion Mount					
MTB15	Mobile Enabled Multi-Technology Single Gang Wall Mount					
<b>3. Cover Color (optional)</b>						
B	Black - default					
C	Cream					

**1-2. Select CTE Kit Reader Option**

CTE-MTB11 ..... CTE with Mobile Enabled Multi-Technology Mullion Reader Kit..... \$1,320.00  
 CTE-MTB15 ..... CTE with Mobile Enabled Multi-Technology Single Reader Kit..... \$1,320.00

**3. Select Color**

B ..... Black – Default ..... N/C  
 C ..... Cream ..... N/C

Pricing/product description subject to change without notice.

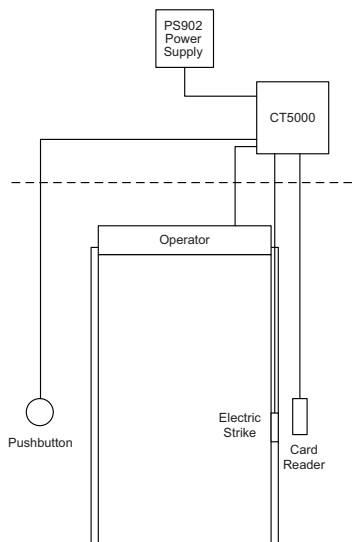
## CT5000

The CT5000 is an indoor, offline single opening controller. It is flexible and works with various card reader technologies. With the correct power supply, the CT5000 controller works with various types of locking hardware, including electric strikes, electro-magnetic locks, or EL exit devices.

If networked functionality is required in the future, the CT5000 can be upgraded to a WRI-400 by upgrading the firmware and adding one incremental piece of hardware. This provides greater adaptability in the field.

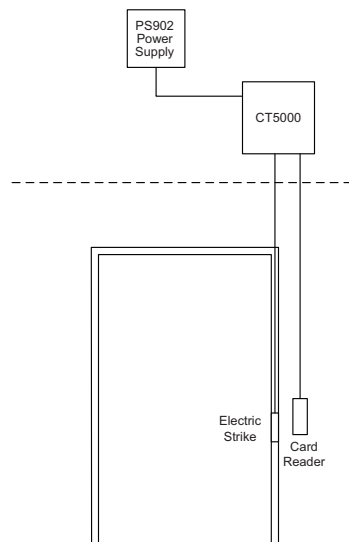
### Perimeter Door Application

The CT5000 can be used for perimeter door applications with an automatic operator, electric strike and card reader



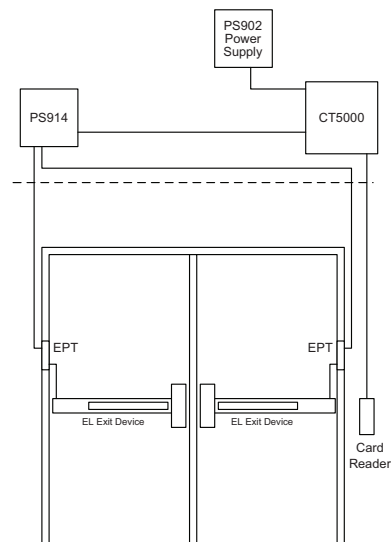
### Narrow Stile Application

For narrow stile applications the CT5000 can be used with an electric strike and card reader



### Panic Device Application

The CT5000 and a card reader along with the Von Duprin 914 Power Supply can control two EL exit devices for double door applications



**Note:** All hardware shown above including exit devices, electric strikes, auto operators, power supplies, push buttons, etc. are sold separately.

## Certifications

- UL 294
- Canada UL
- FCC Part 15
- Canada RSS – 210
- RoHS

**Features**

- Supports up to 5000 users and audits
- Comes standard with 15 foot USB remote cable connector
- Programmed using Schlage Handheld Device (HHD) via USB connection or with SUS A-KIT and Schlage Utility Software Android app
- Power is hardwired
- Three form C relay outputs (for strike, auxiliary, and alarm)
- Supports Request to exit (remote release) and Door Position Switch input.
- Card functions supported: normal, toggle, freeze, pass through, construction, lock down, and all card plus PIN applications
- Multiple reader technologies and positions on both sides of the gate/ door
- Internal LED visual indicators (Including low battery and state of the relay)
- Compatible with Schlage Express

**Credential Compatibility**

- Magnetic stripe: field configurable track 1, 2, or 3
- Compatible with Schlage, Xceed ID™, AWID®, HID®, GE/CASI ProxLite®
- 125 kHz Proximity cards: 26a, 34x, 35x, 37x bit formats (reader dependant)
- 13.56 MHz Smart card: 26a, 34x, 35x, 37x, 40x, 48x bit format (reader dependant)
- Can read card serial number of Mifare DESfire (reader dependant)

**The following readers are UL294 listed for use with the CT5000:**

- Essex Electronics model KTP-162
- Mercury Security models MR-5 and MR-20
- Schlage (previously XceedID) models PR10, SM10, MT11, MT15, MTK15

<b>CT5000</b>	Offline Controller (15 ft. USB cable standard)	<b>\$1,114.00</b>
<b>PS-902</b>	2 amp Power Supply (Required)	<b>See page 256</b>
<b>SUS A-KIT,</b>	Schlage Utility Software Programming Cable (Required)	<b>See page 166</b>
<b>23745565</b>	125 ft. USB cable for CT5000 (Optional)	<b>\$150.00</b>
<b>23703481</b>	23703481 N N SL USB Wall Plate With Panel Mount Cable	<b>\$77.00</b>
<b>23787088</b>	23787088 N N SL CT5000 - 5 M USB Extension Cable - A Female To A Male	<b>\$48.00</b>

Product ID	Product Description	Product Specification	Price
<b>Wireless Reader Interface - (Outdoor)</b>			
<b>WRI400</b>	Outdoor Wireless Reader Interface	Compatible with Wiegand or Clock & Data. Includes Weatherproof Enclosure, inputs for two parallel readers. Requires 12 or 24 VDC power supply.	<b>\$1,098.00</b>

Pricing/product description subject to change without notice.



**MULTI-FAMILY - TABLE OF CONTENTS**
**FINISH CODES AND DESCRIPTIONS 47**
**SCHLAGE CONTROL™ MOBILE ENABLED SMART INTERCONNECT LOCKS 48**

Standard Features	48
Specifications	48
How to order	48
Latch	49
Handing	49
Deco Trim	49
Strike Combinations	49
Deadbolt Strike Options	49
Deadlatch Strike Options	49

**SCHLAGE CONTROL™ MOBILE ENABLED SMART DEADBOLTS 50**

Standard Features	50
Specifications	50
How To Order	50
Latch	51
BE467F Strike Options	51
Thick Door Kit	51
Screw Packs	51

**ELECTRONIC LOCKING SYSTEMS 52**

Schlage Control™ Smart Locks	52
Schlage Smart Credential	52
Multi-Tech Technology Credentials	52
Credential Enrollment Reader	52

**Finish Codes and Descriptions**

Code		Description
619	(US 15)	Satin Nickel
622	(US19)	Matte Black
625	(US 26)	Bright Chromium Plated
626	(US 26D)	Satin Chrome
643e	(US 11)	Aged Bronze

*\* Non-Standard finishes are not available. Available in split finish and/or split lever options for no additional charge.*

**CONTACT INFORMATION FOR LE SERIES LOCKS & DEVICES**

Payment Address: Schlage Electronic Security  
 15934 Collections Center Drive  
 Chicago, IL 60693

<b>877-671-7011</b>	
<b>Customer Service:</b>	<b>Technical Support:</b>
Order Status, Credit Returns of Non-Defective Products, General Sales Questions	Technical Questions/Issues, Returns of Defective Products, Repairs
Email Orders To: Allegion_Orders@allegion.com	Contact For Technical Assistance: Electronic_Lock_TechProdSupport@allegion.com

**Pricing/product description subject to change without notice.**



FE410 with Greenwich trim with Broadway Lever



FE410 with Addison trim with Accent lever



**Standard Features**

- Keyless, no cylinder design — 100% bump and pick-proof
- Modern credentials — smart credential and/or phone as key
- Wireless freedom — control and program by phone
- Up to 500 users per lock
- Audit trail reports up to 1,000 events
- Fits standard door prep
- 1 year battery life with BLE mobile credential capability enabled.
- 1.5 year battery life without BLE mobile credential capability enabled.
- Full suiting with Schlage mechanical locks
- Single motion egress
- ADA compliant design
- Uses ENGAGE™ Technology
- See page 52 for information on the MT20W Credential Enrollment Reader

**Specifications**

<p><b>Latch:</b> 1" x 2 1/4" square and round corner faceplate (square corner standard, round corner included in package) 1" edge bore required</p> <p><b>Strikes:</b> 1 1/8" x 2 3/4", square corner, no box, latch strike</p> <p><b>Backset:</b> Adjustable backset, fits 2-3/8" to 2 3/4" backsets</p> <p><b>Door Range:</b> 1 3/4" (thick door kit available - up 2")</p> <p><b>Battery:</b> 4-AA batteries included, (If loss of battery power occurs, a 9V battery can be used to jump start the lock and provide access with an assigned credential.)</p> <p><b>Construction:</b> All-metal chassis and escutcheons</p> <p><b>Bore:</b> 2 1/8"</p>	<p><b>Credentials:</b> Supports Schlage MIFARE Classic®, Schlage MIFARE® Plus®, Schlage Mobile Access Credential, Schlage DESFire® EV1 (sold separately). Please refer to the Credential Section of the Allegion Electronic Security Price Book.</p> <p><b>Stile Width:</b> Minimum 4 1/2" stile for 2 3/8" backset, minimum 5" stile for 2 3/4"</p> <p><b>Return to Door:</b> Saturn (SAT), Neptune (NEP), Boardwalk (BRK) and Longitude (LON) are return to door code compliant</p> <p><b>Center to Center:</b> Fits 4" or 5 1/2" center to center door preps -orderable options (Please specify when ordering)</p> <p><b>Certifications:</b> 90-minute UL Listed A 156.36 Grade 2 ANSI/BHMA certified; Canada UL 20-minute wood door rated. Approved for use where the exterior escutcheon only is exposed to the outdoors.</p>
---	--

**1. Select Lock Model**

Part No.	Description	Price (ea.)
FE410F	Schlage Control Mobile Enabled Smart Interconnect, UL Listed, 90 minutes	\$741.00

**2. Select Design Style**

Style/Description	Price (ea.)
(ADD) Addison	n/c
(GRW) Greenwich	n/c

**3. Select Interconnect Type**

Style	Description	Price (ea.)
4"	For doors with 4" bore hole spacing (40)	n/c
5-1/2"	For doors with 5 1/2" bore hole spacing (55)	n/c

Pricing/product description subject to change without notice.



## 4. Design - Select Lever Style And Finish

Style / Description	619 - Satin Nickel	622 - Matte Black	625 - Bright Chrome	626 - Satin Chrome	716 - Aged Bronze
ACC / Accent	n/c	n/c	n/c	n/c	n/c
VLA / Avila	n/c	Not Available	n/c	n/c	n/c
BIR / Birmingham	n/c	Not Available	n/c	Not Available	n/c
BRW / Broadway	n/c	n/c	n/c	n/c	n/c
BRK / Boardwalk	n/c	n/c	n/c	n/c	n/c
ELA / Elan	n/c	n/c	n/c	n/c	n/c
JAZ / Jazz	n/c	n/c	n/c	n/c	n/c
JUP / Jupiter	n/c	n/c	n/c	n/c	n/c
LAT / Latitude	n/c	n/c	n/c	n/c	n/c
LON / Longitude	n/c	n/c	n/c	n/c	n/c
MNH / Manhattan	n/c	Not Available	n/c	n/c	Not Available
NEP / Neptune	n/c	n/c	n/c	n/c	n/c
NBK / Northbrook	n/c	Not Available	Not Available	Not Available	Not Available
SAC / Sacramento	n/c	Not Available	n/c	n/c	n/c
SAT / Saturn	n/c	n/c	n/c	n/c	n/c

### Latch

Part No.	Description	Price (ea.)
12-356	Combo latch, Dual option (sq + rd), Non UL bolt, UL latch - STANDARD	Not Sold Separately

### Handing

		Price (ea.)
Left	STANDARD - Can be changed to Right handed in the field	n/c

### Deco Trim

		Price (ea.)
06-219	STANDARD - ADD or GRW depending on which style is selected above	n/c

### Strike Combinations

Part No.	Description	Price (ea.)
10-152	STANDARD - Combo Strike, Square Corner (10-094 & 10-026)	n/c
10-151	10-094 & 10-001	n/c
10-119	10-081 & 10-001	n/c
10-122	10-116 & 10-027	n/c
10-123	10-092 & 10-027	n/c
10-124	10-095 & 10-027	n/c

### Deadbolt Strike Options

Part No.	Description	Price (ea.)
10-094	Square Corner Strike, 1 1/8" x 2 3/4" - STANDARD	\$13.10
10-092	1/4" Radius round corner, full lip, no box, 1 5/8" x 2 1/4"	8.40
10-095	Square corner, full lip, no box, 1 5/8" x 2 1/4"	8.40
10-112	Metal dust box with screws	13.00

### Deadlatch Strike Options

Part No.	Description	Price (ea.)
10-026	Square corner, full lip, no box, 1 5/8" x 2 1/4" - STANDARD	\$8.10
10-001	Square corner, T-strike, box, 1 1/8" x 2 3/4"	7.00
10-027	1/4" Radius round corner, full lip, no box, 1 5/8" x 2 1/4"	8.10

### Thick Door Kit

Part No.	Description	Price (ea.)
47244555	For doors between 1 3/4" and 2"	\$25.60

The Schlage Control Interconnect Lock uses the same Thick Door Kit as the Deadbolt. However, due to the latch assembly it should only be used on doors between 1 3/4" and 2".

### Screw Packs

Part No.	Description	Price (ea.)
47250323	Security Screws - Optional Security torx screws	\$7.40
47244558	FE410 screw pack	7.40

For Screw Packs, specify finish option (619, 622, 625, 626 or 716)



**BE467  
Greenwich  
(GRW)**



**BE467  
Addison  
(ADD)**



## Product Identification

BE	467	F
Lock	Function	90 Minute UL



## Standard Features

- Keyless, no cylinder design — 100% bump and pick-proof
- Modern credentials — smart credential and/or phone as key
- Wireless freedom — control and program by phone
- Up to 500 users per lock
- Audit trail reports up to 1,000 events
- Fits standard door prep
- 1 year battery life with BLE mobile credential capability enabled.
- 1.5 year battery life without BLE mobile credential capability enabled.
- Full suiting with Schlage decorative mechanical locks
- ADA compliant design
- Uses ENGAGE™ Technology
- See page 52 for information on the MT20W Credential Enrollment Reader

## Specifications

<b>Latch:</b>	1" x 2 1/4" square and round corner faceplate (round corner standard, square corner included in package) 1" edge bore required	<b>Construction:</b>	All-metal chassis and escutcheons
<b>Strikes:</b>	1 1/8" x 2 3/4", round corner, no box, latch strike	<b>Bore:</b>	2 1/8"
<b>Backset:</b>	Adjustable backset, fits 2 3/8" to 2 3/4" backsets	<b>Credentials:</b>	Supports Schlage MIFARE Classic®, Schlage MIFARE® Plus®, Schlage Mobile Access Credential, Schlage DESFire® EV1 (sold separately). Please refer to the Credential Section of the Allegion Electronic Security Price Book.
<b>Door Range:</b>	1 3/4" (thick door kit available - up 2 1/4")	<b>Stile width:</b>	Minimum 4 1/2" stile for 2 3/8" backset minimum 5" stile for 2 3/4"
<b>Hole Distance:</b>	Minimum 4" center-to-center distance between cross bore holes	<b>Certifications:</b>	90-minute UL Listed A 156.36 Grade 2 ANSI/BHMA certified; Canada UL 20-minute wood door rated. Approved for use where the exterior escutcheon only is exposed to the outdoors.
<b>Battery:</b>	4-AA batteries included, (If loss of battery power occurs, a 9V battery can be used to jump start the lock and provide access with an assigned credential.)		

## 1. Select Lock Model

Part No.	Description	Price (ea.)
BE467F	Schlage Control Mobile Enabled Smart Deadbolt, UL Listed, 90 minutes	\$501.00

## 2. Select Design Style

Style/Description	Price (ea.)
(ADD) Addison	No Charge
(GRW) Greenwich	No Charge

## 3. Select finish style

Finish/Description	Price (ea.)
619 / Satin Nickel	No Charge
622 / Matte Black	No Charge
625 / Bright Chrome	No Charge
626 / Satin Chrome	No Charge
716 / Aged Bronze	No Charge

Pricing/product description subject to change without notice.

## Latch

Part No.	Description	Price (ea.)
12-398	BE467F 90 Min UL Deadbolt Latch Dual Option (sq+rd) - STANDARD	Not Sold Separately

## BE467F Strike Options

Part No.	Description	Price (ea.)
10-116	Round Corner Strike, 1 1/8" x 2 3/4" - STANDARD	n/c
10-094	Square Corner Strike, 1 1/8" x 2 3/4"	n/c
10-095	Square Corner Full Lip Strike, 1 5/8" x 2 1/4" (Lip Length: 1 1/8")	n/c
10-092	Round Corner Full Lip Strike, 1 5/8" x 2 1/4" (Lip Length: 1 1/8")	n/c

## Thick Door Kit

Part No.	Description	Price (ea.)
47244555	For doors between 1 3/4" and 2 1/4"	\$25.60

The Schlage Control Deadbolt uses the same Thick Door Kit as the Interconnect. However, due to the differences in latch assemblies, the Deadbolt can accommodate doors up to 2-1/4" in thickness.

## Screw Packs

Part No.	Description	Price (ea.)
47250323	Security Screws - Optional Security torx screws	\$7.40
47244557	BE467 screw pack	7.40

For Screw Packs, specify finish option (619, 622, 625, 626 or 716)



Greenwich

Addison

**Schlage Control™ Smart Locks - Top Sellers**

Product	Finish	Latch	Strike	Lever Style	Price Each
BE467F GRW	619	12-398	10-116	N/A	\$501.00
BE467F GRW	626	12-398	10-116	N/A	501.00
BE467F ADD	619	12-398	10-116	N/A	501.00
BE467F ADD	626	12-398	10-116	N/A	501.00
FE410F GRW	619	12-356	10-152	Latitude	741.00
FE410F GRW	626	12-356	10-152	Latitude	741.00
FE410F ADD	619	12-356	10-152	Latitude	741.00
FE410F ADD	626	12-356	10-152	Latitude	741.00

Note: FE410 locks are 5.5" center-to-center.

**Schlage Smart Credentials**

Product	Type	Description	Price (ea.)	Min. Order
9651	Keyfob	Schlage MIFARE Smart Card 1K bit Keyfob	\$8.30	50
9651T	Thin Keyfob	Schlage MIFARE Smart Card 1K bit thin Keyfob	8.50	50
5551	Card	Schlage MIFARE Plus SE Smart Card 1K byte / 8k bit ISO Glossy White	7.90	100
8520	Card	Schlage MIFARE DESFire EV1 Smart Card 2K byte / 16k bit ISO Glossy White	8.70	100

**Multi-Tech Technology Credentials**

Product	Type	Description	Price (ea.)	Min. Order
9691T	Thin Keyfob	Proximity and Schlage Smart Card combo 1K byte/8K bit ISO thin Keyfob	\$11.20	50
5951	Card	Proximity and Schlage Smart Card combo 1K byte/8k bit ISO Glossy White	11.40	100

**Credential Enrollment Reader**

Product	Description	Price Each
MT20W	Schlage Credential Enrollment Reader	\$675.00

**LE MOBILE ENABLED WIRELESS LOCK WITH ENGAGE TECHNOLOGY - TABLE OF CONTENTS**

<b>FINISH CODES AND DESCRIPTIONS</b>	<b>53</b>
<b>EXPLODED VIEW</b>	<b>54</b>
<b>HOW TO ORDER</b>	<b>55</b>
<b>STANDARD FEATURES</b>	<b>56</b>
<b>LE FUNCTIONS</b>	<b>57</b>
<b>LEVER DESIGNS</b>	<b>58</b>
<b>LEVER SUITING</b>	<b>60</b>
<b>CYLINDER COMPATIBILITY</b>	<b>61</b>
<b>ORDERING GUIDE</b>	<b>63</b>
<b>LE GREENWICH SECTIONAL</b>	<b>64</b>
<b>LE ADDISON</b>	<b>66</b>
<b>LE PARTS</b>	<b>68</b>
<b>LE ACCESSORIES</b>	<b>72</b>

**Finish Codes and Descriptions**

<b>Code</b>		<b>Description</b>
605	(US 3)	Bright Brass
606	(US 4)	Satin Brass
612	(US 10)	Satin Bronze
619	(US 15)	Satin Nickel
622	(US19)	Matte Black
625	(US 26)	Bright Chromium Plated
626	(US 26D)	Satin Chrome
626AM	▲	Antimicrobial Coating on Satin Chromium
643e	(US 11)	Aged Bronze

**CONTACT INFORMATION FOR LE SERIES LOCKS & DEVICES**

Payment Address: Schlage Electronic Security  
 15934 Collections Center Drive  
 Chicago, IL 60693

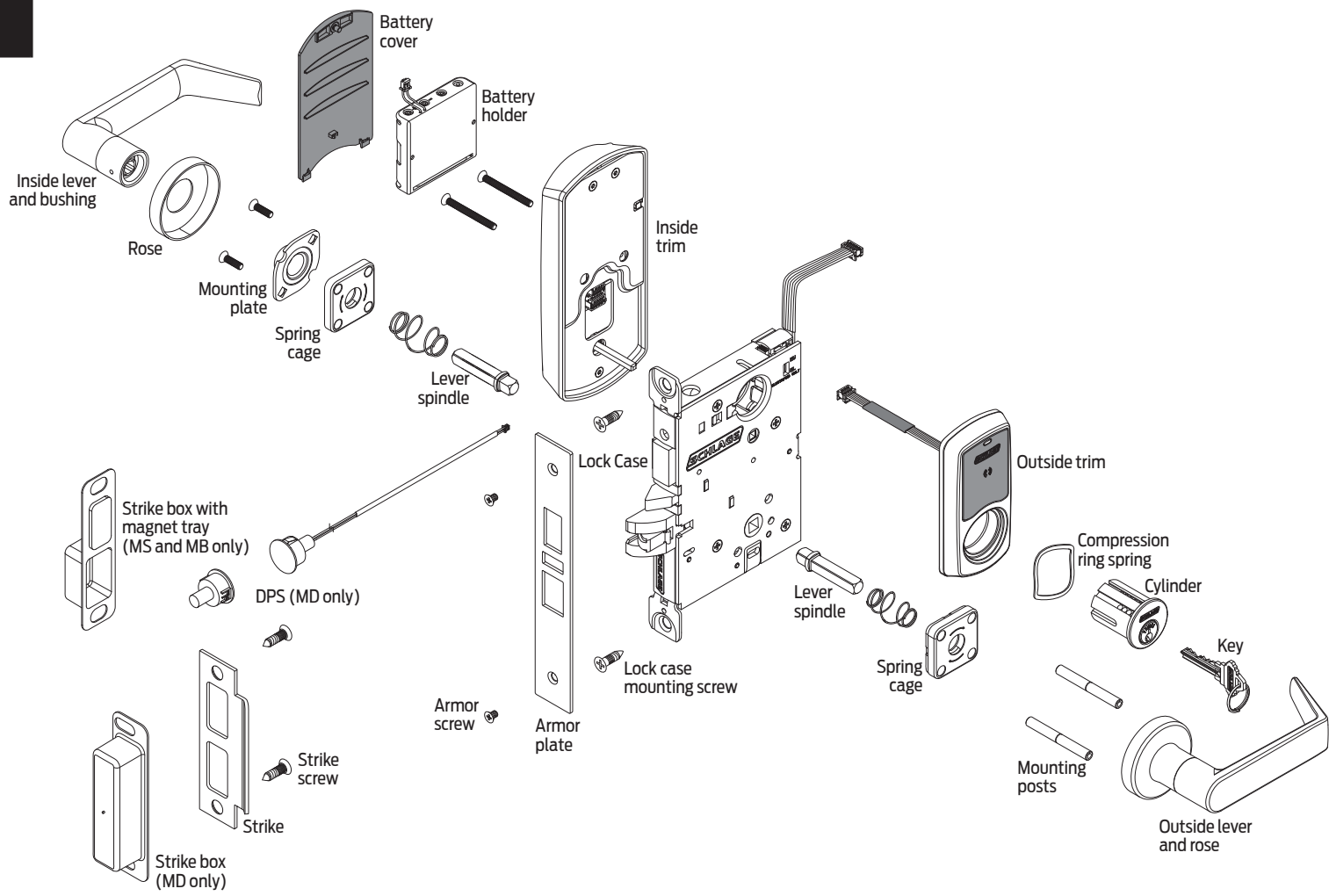
<b>877-671-7011</b>	
<b>Customer Service:</b>	<b>Technical Support:</b>
Order Status, Credit Returns of Non-Defective Products, General Sales Questions	Technical Questions/Issues, Returns of Defective Products, Repairs
Email Orders To: Allegion_Orders@allegion.com	Contact For Technical Assistance: Electronic_Lock_TechProdSupport@allegion.com

Pricing/product description subject to change without notice.

# LE Mobile Enabled Wireless Mortise Lock



## GRADE 1 MORTISE LEVERED LOCK



Pricing/product description subject to change without notice.

**How to Order:**

REQUIRED FIELDS						FACTORY DEFAULT AND OPTIONS					
LEB	MS	GRW	P6	03	626	00A	612	LH	10-136	134	S123

**1. Series:**

- LEB Mobile Enabled Mortise Lock
- LEBSI Mobile Enabled Mortise Lock with HID Credential Secure Sector Compatibility

**2. Chassis/Function:**

- MS Mortise with LED indicator
- MB Mortise with push button and LED
- MD Mortise Deadbolt with LED

**3. Style:**

- GRW Greenwich sectional with rose
- ADD Addison escutcheon

**4. Cylinder Type:**

- P6 Mortise cylinder, Schlage 6-pin
- For all options see LE ordering pages

**5. Outside Lever:\***

- 03 Suites with Tubular style
- LAT Latitude
- For all options see LE ordering pages

\*To add tactile warning, use prefix 8. Example: 803

**6. Outside Finish:**

- 626 Satin Chrome
- 605 Bright Brass
- 606 Satin Brass
- 612 Satin Bronze
- 619 Satin Nickel
- 622 Matte Black
- 625 Bright Chrome
- 643e Aged Bronze
- 626AM Satin Chrome (Antimicrobial Coating)

**7. Outside Rose:** Specify only for Greenwich Trim

- 00A 2-1/8" (54 mm) diameter (Standard)
- 00B 2-9/16" (65 mm) diameter
- 00C 2-5/8" (66 mm) diameter with bevel
- AVA Decorative rose 2-5/8" (66 mm) diameter, supports ACC lever only
- MER Decorative rose 2-5/8" (66 mm) diameter, supports MER lever only

**8. Inside Lever:** Specify only if different from outside lever

- 3 Suites with Tubular style
- LAT Latitude
- For all options see LE ordering pages

**9. Inside Finish:** Specify only if different from outside finish

See options under 6 above

**10. Inside Rose:** Specify only for Greenwich Trim and only if different from Outside Rose

See options under 7 above

**11. Handing:**

- RH Right Handed (Standard)
- LH Left Handed
- RHR Right Handed Reverse
- LHR Left Handed Reverse

**12. Strike Plate Lip Length:**

- 10-136 1-3/16" lip length (Standard for MS/MB)
- 10-136-112 1-1/2" lip length
- For all options see LE ordering pages

**13. Door Thickness**

- 134 1-3/4" (Standard)**
- Options available up to 2-1/4" thickness - see LE ordering pages

**14. Keyway Type**

- S123 Everest 29 S (Standard)
- For all options see LE ordering pages



**15. Additional Options**



### Standard Features

Certification	ANSI/BHMA Certified A156.25-2013 (Indoor/Outdoor), ANSI/BHMA Certified A156.13-2012, Series 1000, Grade 1 UL 294, ULC S319, UL 10C 3-hour rated
Case Size	4-7/16" x 6-1/16" x 1"
Armor Front	1-1/4" x 8"
Deadbolt	1" throw stainless steel
Latchbolt	3/4" throw stainless steel with anti-friction tongue
Strike	1-1/4" x 4-7/8", square corner, 1-3/16" lip with box and DPS
Backset	2-3/4"
Cylinder	6-Pin solid brass, keyed 6-pin, S123 keyway, keyed different (KD)
Door Range	1-3/4" door thickness standard (can be ordered to accommodate doors 1-3/4" to 2-1/4" thick)
Keys	Two nickel silver cut keys per lock, 6-pin, S123 section

### Common Pricing Information

1.	Locks are furnished with standard features unless otherwise specified.
2.	Door thickness is 1 3/4"
3.	Split finishes and designs will be priced at the highest list price of the design and/or finish.
4.	Engineering specials are denoted by a part number beginning with "X" and are not subject to standard discounting.
5.	 denotes a lock or part that requires an extended lead time.
6.	 denotes a handed product and requires handing to be specified.
7.	For all restricted keyways (Everest B, D, 29R, and 29T, also, Quad, Numbered, and Reversed) add \$18.00. This does not apply to Primus cylinders. See Terms and Conditions for ordering information and requirements.
8.	Locks, keys and cylinders containing restricted keyways require additional documentation to order. Please see Terms and Conditions for the specific requirements.
9.	Keyway must be specified for keyed functions and cylinders. If not specified, default keyway will be S123 for KA (keyed alike), KD (keyed different) and 0-bitted product and S145 for factory managed masterkey systems.
10.	Multiple keying options are available. Locks and cylinders are furnished KD unless otherwise specified or excepted by notation.
11.	Control Keys for permanent and construction cores are not included with the lock or cylinder and must be ordered separately.
12.	Locks specified with "C" keyway and KD or 0-bitted will receive 6-pin cylinders (keyed 5) with 5-pin keys.
13.	Full Size Interchangeable Cores (FSIC) are furnished 1-bitted unless otherwise specified. If 0-bitted is selected, the order will be entered as 1-bitted. This does not apply to FSIC Primus® cores.
14.	Conventional cylinders, Primus cylinders (conventional and FSIC) can be supplied 0-bitted. If 1-bitted is selected, the order will be entered as 0-bitted.
15.	Available plug face finishes are 606, 622, 626 and 643e

Pricing/product description subject to change without notice.



**Function**

**Addison Escutcheon Shown**

<b>LEBMS and LEBSIMS - Mortise with LED Indicator</b>	
<b>Storeroom/ Classroom</b>	<p>Lockset is normally secure. Valid normal credential or key momentarily unlocks door. Valid toggle credential may be used to change to a passage or secured state. A mechanical key will retract the latch. An inside indicator LED confirms state of the lock. Inside lever always allows free egress.</p>
<b>LEBMB and LEBSIMB - Mortise with Interior Push Button and LED</b>	
<b>Office</b>	<p>Lockset is normally secure. Valid normal credential or key momentarily unlocks door. Valid toggle credential may be used to change to a passage or secured state. Interior push button on inside housing can be used to select a passage or secured state and confirms state of the lock via LED indicator. A mechanical key will retract the latch. Inside lever always allows free egress. Meets the need for lockdown function for safety and security.</p>
<b>Privacy</b>	<p>Lockset is normally secure. Valid normal credential or key momentarily unlocks door. Valid toggle credential may be used to change to a passage or secured state. Interior pushbutton on inside housing may be used to select a privacy status. The interior pushbutton will disable normal electronic access from the exterior and confirms state of the lock via LED indicator. Opening the door or pressing the interior pushbutton a second time on the inside housing deactivates the privacy status. A mechanical key will always retract the latch. Inside lever always allows free egress. Door position sensor required for function.</p>
<b>Apartment</b>	<p>Lockset is normally secure. Valid normal or toggle credential is used to change to a passage or secured state. Interior pushbutton on inside housing may be used to select a passage or secured state and confirms state of the lock via LED indicator. Opening the door or pressing the interior pushbutton a second time causes the lockset to toggle to passage. While in passage mode, the lockset can only be secured while the door is closed by pressing the interior pushbutton or using a normal credential on the exterior. A mechanical key will retract the latch. Inside lever always allows free egress. Door position sensor required for function.</p>
<b>LEBMD and LEBSIMD - Mortise Deadbolt with LED</b>	
<b>Privacy</b>	<p>Lockset is normally secure. Valid normal credential or key momentarily unlocks door. Valid toggle credential may be used to change to a passage or secured state. Thumbturn on inside housing may be used to select a privacy status. The thumbturn will disable normal electronic access from the exterior and confirms state of the lock via LED indicator. Opening the door or retracting the deadbolt deactivates the privacy status. A mechanical key will always retract the latch. Inside lever always allows free egress. Door position sensor required for function.</p>
<b>Apartment</b>	<p>Lockset is normally secure. Valid normal or toggle credential is used to change to a passage or secured state. Thumbturn on inside housing may be used to select a passage or secured state and confirms state of the lock via LED indicator. Opening the door or retracting the deadbolt causes the lockset to toggle to passage. While in passage mode, the lockset can only be secured while the door is closed by rotating thumbturn or using a normal credential on the exterior. A mechanical key will retract the latch. Inside lever always allows free egress. Door position sensor required for function.</p>

**Handing**

<b>RH</b>	Right Handed: Hinges on Right Opens Inward	
<b>LH</b>	Left Handed: Hinges on left Opens Inward	
<b>RHR</b>	Right Handed Reverse: Hinges on Right Opens Outward	
<b>LHR</b>	Left Handed Reverse: Hinges on Left Opens Outward	

Pricing/product description subject to change without notice.

Forged Lever Designs

<p><b>01</b></p>	<p><b>02</b></p>	<p><b>03 Tubular</b></p>	<p><b>05</b></p>
<p><b>06 Rhodes</b></p>	<p><b>07 Athens</b></p>	<p><b>12</b></p> <p>specify hand</p>	<p><b>17 Sparta</b></p>
<p><b>18</b></p>	<p><b>Latitude (LAT)</b></p>	<p><b>Longitude (LON)</b></p>	<p><b>Omega (OME)</b></p>
<p><b>Accent (ACC)</b></p> <p>specify hand</p>	<p><b>Asti (AST)</b></p> <p>specify hand</p>	<p><b>Merano (MER)</b></p> <p>specify hand</p>	
<p><b>41</b></p>	<p><b>42</b></p>		

Wrought Rose Designs

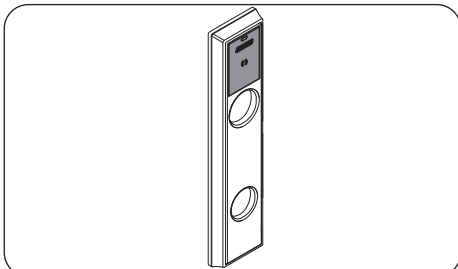
<p><b>00A</b></p> <p>2 1/8" (54 mm) diameter</p>	<p><b>00B</b></p> <p>2 9/16" (65mm) diameter</p>	<p><b>00C</b> (not available in 612 finish)</p> <p>2 5/8" (66mm) diameter</p>	<p><b>AVA</b> (ACC lever only)</p> <p>2 5/8" (66mm) diameter</p>	<p><b>MER</b> (MER lever only)</p> <p>2 5/8" (66mm) diameter</p>
--	--	---	--	--

Pricing/product description subject to change without notice.

**Forged Lever Designs**

<p><b>M51</b></p>	<p><b>M52</b></p>	<p><b>M53</b></p>	<p><b>M54</b></p>
<p><b>M55</b></p>	<p><b>M56</b></p>	<p><b>M61</b></p>	<p><b>M63</b></p>
<p><b>M81</b></p>	<p><b>M82</b></p>	<p><b>M83</b></p>	<p><b>M84</b></p>
<p><b>M85</b></p>	<p><b>ME1</b></p>	<p><b>ME2</b></p>	<p><b>ME3</b></p>

**Wrought Escutcheon Design**



**Tactile Options**

**O6 lever shown**  
(See LE ordering pages for availability)

Pricing/product description subject to change without notice.

**Commercial Lever Suiting**

**Standard Levers**

L /LE Mortise	LT Tubular	ND /NDE Cylindrical	AD/CO Series	AL Cylindrical	S Tubular	33A/35A, 94/95, 98/99 Exit Devices (Von Duprin)
01	01					01
02	02					02
03	03	Tubular*	Tubular			03
05	05					05
06	06	Rhodes	Rhodes	Saturn	Saturn	06
07	07	Athens	Athens	Jupiter	Jupiter	07
12	12					12
17	17	Sparta	Sparta	Neptune	Neptune	17
18	18					18
Latitude	Latitude	Latitude				Latitude
Longitude	Longitude	Longitude				Longitude
Omega	Omega	Omega*		Omega		16
Asti	Asti				Flair	Asti
Merano	Merano					Merano
Accent	Accent					Accent
M52*	M52*	Broadway				
M81*	M81*	Boardwalk				

\* Not available on NDE Series locks. M52 is equivalent to the Broadway lever and M81 to the Boardwalk lever.

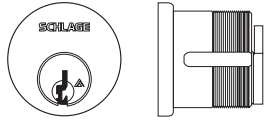
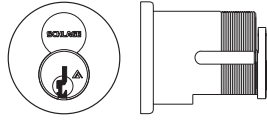
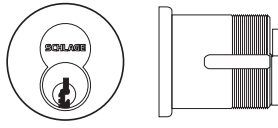
**M Collection Levers**

L /LE Mortise	LT Tubular	33A/35A, 94/95, 98/99 Exit Devices (Von Duprin)
M51	M51	M51
M52	M52	M52
M53	M53	M53
M54	M54	M54
M55	M55	M55
M56	M56	M56
M57*	M57	M57
M61	M61	M61
M62*	M62	M62
M63	M63	M63
M81	M81	M81
M82	M82	M82
M83	M83	M83
M84	M84	M84
M85	M85	M85
ME1	ME1	ME1
ME2	ME2	ME2
ME3	ME3	ME3

\* Not available on LE Series locks.

Pricing/product description subject to change without notice.

**Cylinder**

<b>P6</b>	With mortise cylinder Schlage Everest 29 S123 6-Pin Keyed different as standard with two keys For master keying, additional charge applies Specify line item 50-210 per master-keyed lock	
<b>Z</b>	With mortise cylinder Schlage Everest SL 7-pin - factory master keyed only	
<b>L</b>	Less mortise cylinder	
<b>R</b>	With cylinder Schlage Everest 29 S123 6-Pin Full Size Interchangeable Core (FSIC) Keyway one bitted as standard with two keys	
<b>J</b>	Less cylinder Schlage 6-Pin Full Size Interchangeable Core (FSIC)	
<b>T</b>	T Construction core Full Size Interchangeable Core (FSIC)	
<b>G</b>	With cylinder Schlage Everest 29 R 7-Pin Small Format Interchangeable Core (SFIC) Factory master keyed with two keys as standard, master keying must be specified	
<b>B</b>	Less cylinder Schlage, Falcon, Competitive OEM's 7-Pin Small Format Interchangeable Core (SFIC)	
<b>H</b>	Construction core Small Format Interchangeable core (SFIC) A non-refundable handling charge applies	
<b>BDC</b>	Disposable core Small Format Interchangeable core (SFIC)	

- Notes:**
1. For P, R, Z and GD, master keyed cylinders can be specified and will be shipped in lock packaging.
  2. For Master Key System Summary form which should accompany the master keyed order, see Electronic Security price book pages 293-303.
  3. Control Keys for installation/removal of interchangeable cores are not furnished and must be ordered separate.
  4. For additional assistance on Master Keying as well as restricted keyways please contact your local sales representative.

**Cylinder and Length Requirements, LE**

Cylinder Type	Cylinder	Door Thickness (+/- 1/8")		
		1-3/4"	2"	2-1/4"
Mortise Cylinder	30-021*	1-1/4" (114), 1-3/8" (138), <b>1-1/2" (112)</b>	1-3/8" (138), <b>1-1/2" (112)</b> , 1-5/8" (158)	<b>1-1/2" (112)</b> , 1-5/8" (158), 1-3/4" (134)
	FSIC	1-1/2" (112)		
	SFIC	1-3/8" (138)		N/A

\*112 Standard length will ship with lock

\*\*Product is LESS CORE, See page 70 for pricing

**Notes**

1. Cylinders include compression spring
2. Assumes EE (equally extended)
3. Door thickness range supported: minimum 1-5/8" to maximum 2-3/8"
4. Supports all functions (MS, MB, MD) for both ADD and GRW

Pricing/product description subject to change without notice.



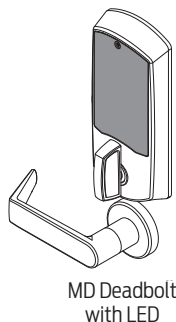
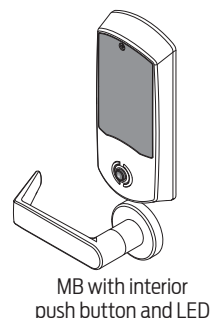
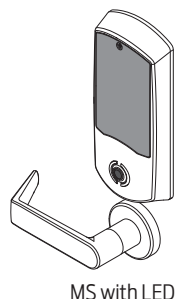
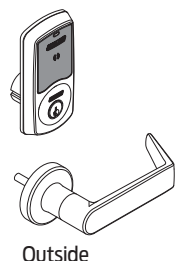




### 1-3. Select Chassis/Function/Style

**Note:** Check with access control software partner or PACS provider to verify function and/or mobile enabled version is supported by software.

<b>LEBMS-GRW</b>	Mobile enabled mortise with LED indicator: Storeroom function	<b>\$1,400.00</b>
<b>LEBMB-GRW</b>	Mobile enabled mortise with push button and LED: Privacy, Office, Apartment functions	<b>\$1,434.00</b>
<b>LEBMD-GRW</b>	Mobile enabled mortise deadbolt with LED: Privacy, Apartment functions	<b>\$1,513.00</b>
<b>LEBSIMS-GRW</b>	Mobile enabled mortise with HID Credential Secure Sector Compatibility with LED indicator: Storeroom function	<b>\$1,510.00</b>
<b>LEBSIMB-GRW</b>	Mobile enabled mortise with HID Credential Secure Sector Compatibility with push button and LED: Privacy, Office, Apartment functions	<b>\$1,544.00</b>
<b>LEBSIMD-GRW</b>	Mobile enabled mortise deadbolt with HID Credential Secure Sector Compatibility with LED: Privacy, Apartment functions	<b>\$1,623.00</b>



### 4. Select Cylinder Type **Note:** Maximum door thickness with SFIC Cylinder is 2", otherwise compatible with 1-3/4" to 2-1/4" doors.

<b>P6</b> ●△	Mortise cylinder, Schlage 6-Pin (Everest 29 S123 standard)	<b>N/C</b>
<b>Z</b> ●	Mortise cylinder, Schlage Everest SL, 7-Pin (factory master keyed only)	<b>N/C</b>
<b>L</b>	Less mortise cylinder	<b>DEDUCT \$115.00</b>
<b>R</b> ●□	FSIC with cylinder, Schlage 6-Pin (Everest 29 S123 standard)	<b>\$85.00</b>
<b>J</b>	Less FSIC, Schlage, 6-Pin	<b>N/C</b>
<b>T</b>	FSIC construction core	<b>\$85.00</b>
<b>G</b> ●□	SFIC with cylinder, Schlage 7-Pin (Everest 29R standard) (factory master keyed only)	<b>\$100.00</b>
<b>B</b>	Less SFIC, Schlage, Falcon, competitive OEM's, 7-Pin	<b>N/C</b>
<b>H</b>	SFIC construction core	<b>\$52.00</b>
<b>BDC</b>	SFIC disposable	<b>N/C</b>
<b>50-231</b>	Construction core handling charge (non-refundable)	<b>\$12.00</b>

● Master keyed cylinders will be shipped in lock package. To specify, send Master Keying System Summary form (page 293 of SES price book) with order or go to [kss.allegion.com](http://kss.allegion.com).

△ For master keying, an additional charge of \$23.30 each applies. Specify line item 50-210.

□ Control keys for installation/removal of interchangeable cores are not furnished and must be ordered separate.

For additional assistance on Master Keying as well as restricted keyways please contact customer service.

### 5. Select Outside Lever **Note:** Reference pages 58 and 59 to see style option images.

<b>03</b>	Suites with Tubular style	<b>N/C</b>
<b>06</b>	Suites with Rhodes style	<b>N/C</b>
<b>07</b>	Suites with Athens style	<b>N/C</b>
<b>17</b>	Suites with Sparta style	<b>N/C</b>
<b>LAT</b>	Latitude	<b>N/C</b>
<b>Standard options</b>	01, 02, 05, 12, 18, LON, OME, ACC, AST, MER, 41, and 42 (also 03, 06, 07, 17, and LAT)	<b>N/C</b>
<b>M Collection options</b>	M51, M52, M53, M54, M55, M56, M61, M63, M81, M82, M83, M84, M85, ME1, ME2, ME3	<b>\$30.00</b>
<b>8xx*</b>	Tactile Warning on standard levers available for 01, 02, 03, 05, 06, 07, 12, 17, and 18	<b>\$55.00</b>
<b>8xx*</b>	Tactile Warning on M collection levers available for M51, M52, and M81	<b>\$85.00</b>

\* Ordering instructions: Preface lever design code with 8. Example: 803 for 03, 851 for M51, etc.

Applied to exterior lever only unless otherwise specified. Not available with 643e finish.

Note: M61 is not offered in 612

### 6. Select Outside Finish

<b>626</b>	Satin Chrome	<b>N/C</b>
<b>605</b>	Bright Brass	<b>\$74.00</b>
<b>606</b>	Satin Brass	<b>\$74.00</b>
<b>612</b>	Satin Bronze (00C rose not available in 612 finish)	<b>\$74.00</b>
<b>619</b>	Satin Nickel	<b>\$74.00</b>
<b>622</b>	Matte Black	<b>\$74.00</b>
<b>625</b>	Bright Chrome	<b>\$74.00</b>
<b>643e</b>	Aged Bronze	<b>\$74.00</b>
<b>626AM</b>	Satin Chrome Antimicrobial	<b>\$105.00</b>

### 7. Select Outside Rose

<b>00A</b>	2-1/8" (54 mm) diameter	<b>STANDARD</b>
<b>00B</b>	2-9/16" (65 mm) diameter	<b>N/C</b>
<b>00C</b>	2-5/8" (66 mm) diameter with bevel (Not available in 612 finish)	<b>N/C</b>
<b>AVA</b>	Decorative rose 2-5/8" (66 mm) diameter, supports ACC lever only	<b>N/C</b>
<b>MER</b>	Decorative rose 2-5/8" (66 mm) diameter, supports MER lever only	<b>N/C</b>

Pricing/product description subject to change without notice.



## 8. Select Inside Lever **Note:** Specify only if different from Outside Lever.

<b>Standard options</b>	01, 02, 03, 05, 06, 07, 12, 17, 18, LAT, LON, OME, ACC, AST, MER, 41, and 42	N/C
<b>M Collection options*</b>	M51, M52, M53, M54, M55, M56, M61, M63, M81, M82, M83, M84, and M85	\$30.00

\* \$30 price adder for M Collection levers only applies if outside lever is Standard.

## 9. Select Inside Finish **Note:** Specify only if different from Outside Finish.

See options in section 6.	\$74.00-\$105.00*
---------------------------	-------------------

\* Upcharge only applies if outside finish is 626 and you are specifying a different inside finish.

## 10. Select Inside Rose **Note:** Specify only if different from Outside Rose.

See options in section 7.	N/C
---------------------------	-----

## 11. Select Handing (Field reversible)

<b>RH</b>	Right Handed	STANDARD
<b>LH</b>	Left Handed	N/C
<b>RHR</b>	Right Handed Reverse	N/C
<b>LHR</b>	Left Handed Reverse	N/C

## 12. Select Strike Lip Length

<b>10-136</b>	1-3/16" lip length (MS and MB only)	STANDARD
<b>10-136-112</b>	1-1/2" lip length (MS and MB only)	N/C
<b>10-136-134</b>	1-3/4" lip length (MS and MB only)	\$32.00
<b>10-072</b>	1-3/16" lip length (MD only)	STANDARD
<b>10-072-112</b>	1-1/2" lip length (MD only)	N/C
<b>10-072-134</b>	1-3/4" lip length (MD only)	\$36.90

## 13. Select Door Thickness

<b>134</b>	1-3/4"	STANDARD
<b>200</b>	2"	\$60.20
<b>214</b>	2-1/4"	\$60.20

## 14. Select Keying Type

<b>Open Keyway Families (Mortise cylinder or FSIC)<sup>2</sup></b>		
<b>S123</b>	Everest 29 S (Key in Lever or FSIC)	STANDARD
<b>C123</b>	Everest C	N/C
<b>C/CE/E/EF/F/FG/G</b>	Classic Obverse	N/C
<b>Restricted Keyway Families (Mortise cylinder or FSIC)<sup>1,2,3</sup></b>		
<b>29T</b>	Everest 29 T	\$22.00
<b>D</b>	Everest D	\$22.00
<b>29R</b>	Everest 29 R (Everest SL)	\$22.00
<b>B</b>	Everest 29 B (Everest SL)	\$22.00
<b>Classic Restricted</b>	Quad, Numbered, Reverse	\$22.00
<b>Restricted Keyway Families (SFIC)<sup>3</sup></b>		
<b>29R</b>	Everest 29 R	N/C
<b>B</b>	Everest B	N/C

1. Everest Restricted Keyways require a Letter of Authorization submitted with the order. See sample Letter of Authorization, page 301 of SES price book.

2. Full size key systems (Everest 29 S & T, Everest C & D, Obverse & Quad) are available in Primus and Primus XP key system and must be ordered separately. Lock should be ordered less cylinder and Primus cylinder should be a separate line item.

3. For restricted keyways please see terms and conditions.


# LE Mobile Enabled Wireless Lock - Addison Mortise/Mortise Deadbolt



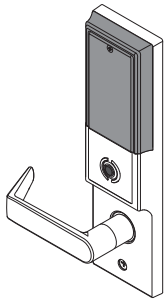
### 1-3. Select Chassis/Function **Note:**

Check with access control software partner or PACS provider to verify function and/or mobile enabled version is supported by software.

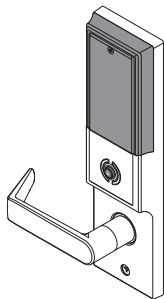
<b>LEBMS-ADD</b>	Mobile enabled mortise with LED indicator: Storeroom function	<b>\$1,446.00</b>
<b>LEBMB-ADD</b>	Mobile enabled mortise with push button and LED: Privacy, Office, Apartment functions	<b>\$1,480.00</b>
<b>LEBMD-ADD</b>	Mobile enabled mortise deadbolt with LED: Privacy, Apartment functions	<b>\$1,559.00</b>
<b>LEBSIMS-ADD</b>	Mobile enabled mortise with HID Credential Secure Sector Compatibility with LED indicator: Storeroom function	<b>\$1,556.00</b>
<b>LEBSIMB-ADD</b>	Mobile enabled mortise with HID Credential Secure Sector Compatibility with push button and LED: Privacy, Office, Apartment function	<b>\$1,590.00</b>
<b>LEBSIMD-ADD</b>	Mobile enabled mortise deadbolt with HID Credential Secure Sector Compatibility with LED: Privacy, Apartment functions	<b>\$1,669.00</b>



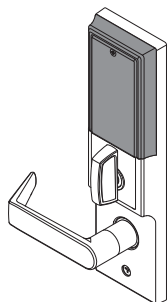
Outside



MS with LED Indicator



MB with interior push button and LED



MD Deadbolt with LED

### 4. Select Cylinder Type **Note:** Maximum door thickness with SFIC Cylinder is 2", otherwise compatible with 1-3/4" to 2-1/4" doors.

<b>P6</b> ●△	Mortise cylinder, Schlage 6-Pin (Everest 29 S123 standard)	<b>N/C</b>
<b>Z</b> ●	Mortise cylinder, Schlage 7-Pin (Everest SL standard) (factory master keyed only)	<b>N/C</b>
<b>L</b>	Less mortise cylinder	<b>DEDUCT \$115.00</b>
<b>R</b> ●□	FSIC with cylinder, Schlage 6-Pin (Everest 29 S123 standard)	<b>\$85.00</b>
<b>J</b>	Less FSIC, Schlage, 6-Pin FSIC	<b>N/C</b>
<b>T</b>	FSIC construction core	<b>\$85.00</b>
<b>G</b> ●□	SFIC with cylinder, Schlage 7-Pin (Everest 29R standard) (factory master keyed only)	<b>\$100.00</b>
<b>B</b>	Less SFIC, Schlage, Falcon, competitive OEM's, 7-Pin	<b>N/C</b>
<b>H</b>	SFIC construction core	<b>\$52.00</b>
<b>BDC</b>	SFIC disposable	<b>N/C</b>
<b>50-231</b>	Construction core handling charge (non-refundable)	<b>\$12.00</b>

● Master keyed cylinders will be shipped in lock package. To specify, send Master Keying System Summary form (page 293 of SES price book) with order or go to [kss.allegion.com](http://kss.allegion.com).

△ For master keying, an additional charge of \$23.30 each applies. Specify line item 50-210.

□ Control keys for installation/removal of interchangeable cores are not furnished and must be ordered separate. For additional assistance on Master Keying as well as restricted keyways please contact customer service.

### 5. Select Outside Lever **Note:** Reference pages 58 and 59 to see style option images.

<b>03</b>	Suites with Tubular style	<b>N/C</b>
<b>06</b>	Suites with Rhodes style	<b>N/C</b>
<b>07</b>	Suites with Athens style	<b>N/C</b>
<b>17</b>	Suites with Sparta style	<b>N/C</b>
<b>LAT</b>	Latitude	<b>N/C</b>
<b>Standard options</b>	01, 02, 05, 12, 18, LON, OME, ACC, AST, MER, 41, and 42 (also 03, 06, 07, 17, and LAT)	<b>N/C</b>
<b>M Collection options</b>	M51, M52, M53, M54, M55, M56, M61, M63, M81, M82, M83, M84, M85, ME1, ME2, ME3	<b>\$30.00</b>
<b>8xx*</b>	Tactile Warning on standard levers available for 01, 02, 03, 05, 06, 07, 12, 17, and 18	<b>\$55.00</b>
<b>8xx*</b>	Tactile Warning on M collection levers available for M51, M52, and M81	<b>\$85.00</b>

\* Ordering instructions: Preface lever design code with 8. Example: 803 for 03, 851 for M51, etc. Applied to exterior lever only unless otherwise specified. Not available with 643e finish.

### 6. Select Outside Finish

<b>626</b>	Satin Chrome	<b>N/C</b>
<b>605</b>	Bright Brass	<b>\$74.00</b>
<b>606</b>	Satin Brass	<b>\$74.00</b>
<b>612</b>	Satin Bronze	<b>\$74.00</b>
<b>619</b>	Satin Nickel	<b>\$74.00</b>
<b>622</b>	Matte Black	<b>\$74.00</b>
<b>625</b>	Bright Chrome	<b>\$74.00</b>
<b>643e</b>	Aged Bronze	<b>\$74.00</b>
<b>626AM</b>	Satin Chrome Antimicrobial	<b>\$105.00</b>

### 7. Select Outside Rose (Not applicable to Addison)

### 8. Select Inside Lever **Note:** Specify only if different from Outside Lever.

<b>Standard options</b>	01, 02, 03, 05, 06, 07, 12, 17, 18, LAT, LON, OME, ACC, AST, MER, 41, and 42	<b>N/C</b>
<b>M Collection options*</b>	M51, M52, M53, M54, M55, M56, M61, M63, M81, M82, M83, M84, and M85	<b>\$30.00</b>

\* \$30 price adder for M Collection levers only applies if outside lever is Standard.

Pricing/product description subject to change without notice.

## 9. Select Inside Finish *Note: Specify only if different from Outside Finish.*

See options in section 6. **\$74.00-\$105.00\***

*\* Upcharge only applies if outside finish is 626 and you are specifying a different inside finish.*

## 10. Select Inside Rose *(Not applicable to Addison)*

## 11. Select Handing *(Field reversible)*

<b>RH</b>	Right Handed	<b>STANDARD</b>
<b>LH</b>	Left Handed	<b>N/C</b>
<b>RHR</b>	Right Handed Reverse	<b>N/C</b>
<b>LHR</b>	Left Handed Reverse	<b>N/C</b>

## 12. Select Strike Lip Length

<b>10-136</b>	1-3/16" lip length (MS and MB only)	<b>STANDARD</b>
<b>10-136-112</b>	1-1/2" lip length (MS and MB only)	<b>N/C</b>
<b>10-136-134</b>	1-3/4" lip length (MS and MB only)	<b>\$32.00</b>
<b>10-072</b>	1-3/16" lip length (MD only)	<b>STANDARD</b>
<b>10-072-112</b>	1-1/2" lip length (MD only)	<b>N/C</b>
<b>10-072-134</b>	1-3/4" lip length (MD only)	<b>\$36.90</b>

## 13. Select Door Thickness

<b>134</b>	1-3/4"	<b>STANDARD</b>
<b>200</b>	2"	<b>\$60.20</b>
<b>214</b>	2-1/4"	<b>\$60.20</b>

## 14. Select Keying Type

### Open Keyway Families (Mortise cylinder or FSIC)<sup>2</sup>

<b>S123</b>	Everest 29 S (Key in Lever or FSIC)	<b>STANDARD</b>
<b>C123</b>	Everest C	<b>N/C</b>
<b>C/CE/E/EF/F/FG/G</b>	Classic Obverse	<b>N/C</b>

### Restricted Keyway Families (Mortise cylinder or FSIC)<sup>1,2,3</sup>

<b>29T</b>	Everest 29 T	<b>\$22.00</b>
<b>D</b>	Everest D	<b>\$22.00</b>
<b>29R</b>	Everest 29 R (Everest SL)	<b>\$22.00</b>
<b>B</b>	Everest 29 B (Everest SL)	<b>\$22.00</b>
<b>Classic Restricted</b>	Quad, Numbered, Reverse	<b>\$22.00</b>

### Restricted Keyway Families (SFIC)<sup>3</sup>

<b>29R</b>	Everest 29 R	<b>N/C</b>
<b>B</b>	Everest B	<b>N/C</b>

1. Everest Restricted Keyways require a Letter of Authorization submitted with the order. See sample Letter of Authorization, page 297.

2. Full size key systems (Everest 29 S & T, Everest C & D, Obverse & Quad) are available in Primus and Primus XP key system and must be ordered separately. Lock should be ordered less cylinder and Primus cylinder should be a separate line item.

3. For restricted keyways please see terms and conditions.

## Lever & Knob Kits

Style	Design Option	605	606	612	619	622	625	626	643e	626AM
Standard	01, 02, 03, 05, 06, 07, 12, 17, 18, 41, 42, OME	▪	▪	▪	▪	▪	▪	▪	▪	▪
	ACC, AST, MER, LAT, LON	▪	▪		▪	▪	▪	▪	▪	▪
Decorative	M51, M52, M53, M54, M55, M56, M61, M63, M81, M82, M83, M84, and M85, ME1, ME2 and ME3	▪	▪		▪	▪	▪	▪	▪	▪
Extended Factory Lead Time Specify handing										
Part Number	Description	Standard levers/knobs				Decorative levers				
09-401	Outside lever/knob, retaining clip, insertion tool	\$213.00				\$229.00				
09-402	Inside lever + bushing, mounting plate, screw pack, spanner wrench									
Note: Knobs and levers standard default is for 1-3/4" door. 2" and 2-1/4" door widths also available.										

ORDERING INSTRUCTIONS: Specify part number, lever design, and finish. Also specify door thickness when other than 1-3/4". (Example: 09-401 03 626 214)

## Rose Kits (Greenwich)

Style	Design Option	605	606	612	619	622	625	626	643e	626AM
Standard	00A, 00B, 00C	▪	▪	▪	▪	▪	▪	▪	▪	▪
Decorative	MER, AVA	▪	▪		▪	▪	▪	▪	▪	▪
Part Number	Description	Price Each								
09-403	Inside rose (includes mounting plate and screws)	\$120.00								
09-404	Outside rose + bushing									
09-508	Blank outside rose (not available MER or AVA)									

ORDERING INSTRUCTIONS: Specify part number, lever design + rose, and finish. (Example: 09-404 03A 626. Lever design must be specified for proper bushing)

## Outside Greenwich Lever/Knob and Rose Subassemblies

Style	Design Option	605	606	612	619	622	625	626	643e	626AM
Standard	01, 02, 03, 05, 06, 07, 12, 17, 18, 41, 42, OME	▪	▪	▪	▪	▪	▪	▪	▪	▪
	ACC, AST, MER, LAT, LON	▪	▪		▪	▪	▪	▪	▪	▪
Decorative	M51, M52, M53, M54, M55, M56, M61, M63, M81, M82, M83, M84, and M85, ME1, ME2 and ME3	▪	▪		▪	▪	▪	▪	▪	▪
Extended Factory Lead Time Specify handing										
Part Number	Description	Standard levers/knobs				Decorative levers				
09-506	Outside lever/knob assembly for 00A, 00B or 00C rose	\$236.00				\$252.00				
09-655	Outside lever assembly for AST w/Avanti rose or MER w/Merano rose only	\$236.00				N/A				

ORDERING INSTRUCTIONS: Specify part number, lever design, rose, and finish. (Example: 09-506 M53A 626)

## Inside Subassemblies

Available Finishes - Specify for Listed Parts			605	606	612	619	622	625	626	643e	626AM
Part Number	Description	Contents	▪	▪	▪	▪	▪	▪	▪	▪	▪
<b>Greenwich inside trim assembly without battery cover</b>											
47270612	Mobile enabled mortise deadbolt (BMD)	Complete trim minus battery cover, battery holder and mounting screws	\$549.00								
47270613	Mobile enabled mortise with push button (BMB)		\$544.00								
47270614	Mobile enabled mortise with LED (BMS)		\$532.00								
<b>Addison inside escutcheon assembly without battery cover</b>											
47270616	Mobile enabled mortise deadbolt (BMD)	Complete escutcheon minus battery cover, battery holder and mounting screws	\$601.00								
47270617	Mobile enabled mortise with push button (BMB)		\$596.00								
47270618	Mobile enabled mortise with LED (BMS)		\$591.00								

ORDERING INSTRUCTIONS: Specify finish. (Example: 47270612 626)

NOTE: BMD, BMB, and BMS sub assemblies can be used to upgrade an existing LE lock to a LEB mobile enabled lock. This is the only part number needed.

<b>Outside Subassemblies</b>											
Available Finishes - Specify for Listed Parts			605	606	612	619	622	625	626	643e	626AM
Part Number	Description	Contents	▪	▪	▪	▪	▪	▪	▪	▪	▪
L483-016	Greenwich Trim	1) Outside reader (electronics & trim) Does not support HID Secure Sector Compatibility. 2) Harness 3) Cover 4) Grounding spring 5) Back plate 6) Two screws	<b>\$458.00</b>								
Part Number	Description	Contents	Standard Levers/Knobs				Decorative Levers				
L483-017	Addison Escutcheon	1) Outside reader (electronics & escutcheon) 47270612 2) Harness 3) Lever	<b>\$708.00</b>				<b>\$724.00</b>				
L483-051	Addison Escutcheon	1) Outside reader (electronics & escutcheon) 47270612 2) Harness Lever NOT included	<b>\$544.00</b>				<b>\$560.00</b>				

ORDERING INSTRUCTIONS: Specify finish (GRW or ADD). For Addison, also specify lever style. (Example: L483-017 03 626)

<b>Battery Parts</b>		
Part Number	Description	Price Each
L483-039	Battery Harness	<b>\$10.00</b>
N623-006	Battery Holder	<b>\$38.90</b>
L483-025	Greenwich battery cover with screw, washer & magnet	<b>\$38.90</b>
L483-031	Addison battery cover with screw, washer & magnet	<b>\$41.90</b>

<b>Armor Fronts</b>											
Available Finishes - Specify for Listed Parts			605	606	612	619	622	625	626	643e	626AM
Part Number	Description	Price Each	▪	▪	▪	▪	▪	▪	▪	▪	▪
09-666	1-1/4" wide for 1-3/4" and larger door thicknesses (for MS, MB, MD)	<b>\$43.70</b>									

<b>Strikes</b>											
Available Finishes - Specify for Listed Parts			605	606	612	619	622	625	626	643e	626AM
Part Number	Description	Contents	▪	▪	▪	▪	▪	▪	▪	▪	▪
10-136	1-1/4" x 4-7/8" strike, 1-3/16" lip length, standard (MS and MB)*	(1) square corner strike (2) screws (1) strike box (includes DPS magnet)	<b>\$44.10</b>								
10-136-112	1-1/4" x 4-7/8" strike, 1-1/2" lip length (MS and MB)*		<b>\$44.10</b>								
10-136-134	1-1/4" x 4-7/8" strike, 1-3/4" lip length (MS and MB)*		<b>\$74.90</b>								
L583-761	Strike box with magnet tray only (finish not applicable) - MS and MB		<b>\$18.00</b>								
L583-760	DPS magnet for L583-761 only (finish not applicable)		<b>\$18.00</b>								
10-072	1-1/4" x 4-7/8" strike, 1-3/16" lip length, standard (MD only)*	(1) square corner strike (2) screws (1) strike box	<b>\$26.50</b>								
10-072-112	1-1/4" x 4-7/8" strike, 1-1/2" lip length (MD only)*		<b>\$26.50</b>								
10-072-134	1-1/4" x 4-7/8" strike, 1-3/4" lip length (MD only)*		<b>\$67.80</b>								
K510-066	Strike box only (finish not applicable) - MD only		<b>\$8.00</b>								

\*ORDERING INSTRUCTIONS: Specify finish.

Pricing/product description subject to change without notice.

## Mortise Cylinders

Available Finishes - Specify for Listed Parts		605	606	612	619	622	625	626	643e	626AM
		▪	▪	▪	▪	▪	▪	▪	▪	▪
Part Number	Cylinder only	Price Each								
		Open					Restricted			
30-021-112	Conventional (non-Everest, non-Primus) - 1-1/2" length	<b>\$115.00</b>					<b>\$137.00</b>			
20-793-112	Primus controlled access- 1-1/2" length	<b>\$203.00</b>								
20-793-112-XP	Primus XP controlled access- 1-1/2" length									
20-593-112	Primus UL 437- 1-1/2" length	<b>\$253.00</b>								
20-593-112-XP	Primus XP UL 437- 1-1/2" length									

ORDERING INSTRUCTIONS: Specify finish and Cylinder Length. (Reference Cylinder and length requirement table on page 61. (ex 30-021-138-626)  
 Note: 1 1/2" cylinders support 1 3/4" through 2 1/4" door thickness.

If 1 3/4" thick door a 1 3/8" cylinder can be used by designating 138 in place of 112 in table above. If this is done deduct \$27.00 from list price in table.

## Cylinder Housing Without Core, LE-Series

Cylinder Type	Cylinder	Finishes Available: 605, 606, 609, 612, 613, 619, 625, 626, 643e			16' Price Each
		Door Thickness (+/- 1/8")			
		1-3/4"	2"	2-1/4"	
FSIC	30-016	1-1/2" (112)			<b>\$103.00</b>
SFIC	80-108*	1-3/8" (138)		N/A	<b>\$80.00</b>

ORDERING INSTRUCTIONS: Specify finish (30-016-112-626)

\*Cylinders include compression spring

## Mortise Chassis and Wire Harnesses

Part Number	Description	Price Each
L483-000	Chassis with harness (MS and MB only)	<b>\$920.00</b>
L483-001	Chassis with harness (MD only)	<b>\$1,110.00</b>
L483-018	Reader harness	<b>\$35.40</b>
L483-007	Chassis harness with RX module switch	<b>\$118.00</b>
L483-055	DPS kit (external, MD only) Contains: magnet, switch, and harness	<b>\$42.50</b>

## Door Parts

Part Number	Description	Price Each
L283-029	(2) Spacers for ANSI A115.1 metal door preparations	<b>\$43.70</b>

## Knob Parts

Part Number	Description	Price Each
K110-550	Pack of truarc ring (1), spacer (2), knobs	<b>\$10.40</b>
L583-321	Mounting plate, inside knob	<b>\$8.70</b>

## Lever Parts

Part Number	Description	Price Each
L283-030	Pack of 20 truarc rings, levers	<b>\$25.90</b>
L583-212	(1) Mounting post (ferrule) for 1-3/4" door thickness	<b>\$13.90</b>
L583-213	(1) Mounting post (ferrule) for 2" door thickness	<b>\$13.90</b>
L583-214	(1) Mounting post (ferrule) for 2-1/4" door thickness	<b>\$13.90</b>
L283-031	Mounting plate, inside lever	<b>\$23.60</b>
L283-040	Spring cage (1 required per lever)	<b>\$11.70</b>
L583-066	Mounting plate screw (2 required per lock)	<b>\$1.60</b>
L283-198	Spindles and springs for 1-3/4" to 1-7/8" doors (2 each)	<b>\$18.90</b>
L283-199	Spindles and springs for 2" to 2-1/4" doors (2 each)	<b>\$22.30</b>
L283-060	Spindle and spring for 1-3/4" to 1-7/8" doors (qty: 1 – 2 required per lock)	<b>\$9.40</b>
L283-061	Spindle and spring for 2" to 2-1/4" doors (qty: 1 – 2 required per lock)	<b>\$11.70</b>

Pricing/product description subject to change without notice.

<b>Screw Packs</b>			
<b>Part Number</b>	<b>Description</b>	<b>Contains</b>	<b>Price Each</b>
L483-047	Greenwich screw pack	(2) Reader- mount screws (not finished) (1) Tamper-resistant battery screw (1) Battery cover washer	<b>\$15.30</b>
L483-048	Addison screw pack specify finish	(1) Each Phillips and tamper-resistant bottom screw - specify finish (2) Reader- mount screws (not finished) (1) Tamper-resistant battery screw (1) Battery cover washer	<b>\$24.80</b>
C203-736	Lock Case Screws	(2) C603-256, #12-24 WMS PFH	<b>\$7.80</b>
C203-736	Strike Screws	(2) C603-256, #12-24 WMS PFH.	<b>\$7.80</b>
K110-020	Armor Front Screws	(2) K510-210, #8-32 x 1/4" MS PFH	<b>\$1.10</b>
L483-066	Battery cover screw (10 pack)	(10) 24361818 battery cover screw, #4-40 x 1/4" PH (10) L783-036 battery cover captive washer	<b>\$23.50</b>

\* Consult Customer Care.

<b>Chassis Torx Screw Packs</b>			
<b>Part Number</b>	<b>Description</b>	<b>Contains</b>	<b>Price Each</b>
L283-121	Tamper-resistant Torx screw pack for standard L screws - specify finish	(2) Armor screws, #8-32 x 1/4" (T-15) (2) Strike screws, #12-24 x 1/2" (T-20) (1) Each T-15 and T-20 installation tool	<b>\$26.40</b>
L483-065	Backplate screw pack w/grounding spring - specify finish	(1) L783-029, grounding spring (6) F605-416, #6-32 x 3/8" TFH	<b>\$6.00</b>

Pricing/product description subject to change without notice.

### Installation Tools

Part Number	Description	Price Each
40-286	Universal Clamp	<b>\$546.00</b>
40-248	L/LE Series installation template	<b>\$461.00</b>
40-291	Universal mortise door position switch (DPS) installation template (For use with only LE-MD lock)	<b>\$168.00</b>
40-158	Mortise pocket filler (edge)	<b>\$205.00</b>

**Note:** The universal clamp above is necessary when using the remaining products to ensure hole placement accuracy. These installation tools function together and form a complete LE installation kit. The "Universal" (Clamp & DPS) products are for use in all CO, AD and LE product installations.

### ENGAGE Wireless Test Kit & Accessories

Part Number	Description	List Price
47271232	TKE - ENGAGE Test Kit. For use in pre-installation test applications. Comes with 2 TKE Transponders, ENGAGE gateway, tripod, TKE gateway bracket, battery, and backpack carry case.	<b>\$2,090.00</b>
47269850	TKE Transponder	<b>\$651.00</b>
47269870	TKE Gateway Bracket (Tripod Adapter)	<b>\$53.20</b>



<b>NDE MOBILE ENABLED WIRELESS LOCK WITH ENGAGE TECHNOLOGY - TABLE OF CONTENTS</b>	
<b>FINISH CODES AND DESCRIPTIONS</b>	<b>73</b>
<b>HOW TO ORDER</b>	<b>74</b>
<b>STANDARD FEATURES</b>	<b>75</b>
<b>NDE FUNCTIONS</b>	<b>76</b>
<b>LEVERS DESIGNS AND SUITING, OTHER OPTIONS</b>	<b>77</b>
<b>CYLINDER COMPATIBILITY</b>	<b>78</b>
<b>ORDERING GUIDE</b>	<b>79</b>
<b>NDE WIRELESS LOCK</b>	<b>80</b>
<b>NDE PARTS</b>	<b>82</b>
Outside Escutcheon Subassembly	82
Reader PCBA	82
Battery Holder Kit	82
Levers and Related Components	82
Inside Escutcheon Subassembly	83
Latches and Related Components	83
Strikes	83
Competitor Core/Compatibility Parts	84
Reinforcements	84
Motorized Chassis Assembly	84
Main Wire Harness	84
Miscellaneous Parts	84
Conversion Kits	85
Screws	85
Screw Packs	85
Torx Screw Packs	85
Cylinder Reference Table	85
ENGAGE Wireless Test Kit	85
Installation Tools	85

**Finish Codes and Descriptions**

<b>Code</b>		<b>Description</b>
605	(US 3)	Bright Brass
606	(US 4)	Satin Brass
612	(US 10)	Satin Bronze
619	(US 15)	Satin Nickel
622	(US19)	Matte Black
625	(US 26)	Bright Chromium Plated
626	(US 26D)	Satin Chrome
626AM	▲	Antimicrobial Coating on Satin Chromium
643e	(US 11)	Aged Bronze

**CONTACT INFORMATION FOR NDE SERIES LOCKS & DEVICES**

Payment Address: Schlage Electronic Security  
 15934 Collections Center Drive  
 Chicago, IL 60693

<b>877-671-7011</b>	
<b>Customer Service:</b>	<b>Technical Support:</b>
Order Status, Credit Returns of Non-Defective Products, General Sales Questions	Technical Questions/Issues, Returns of Defective Products, Repairs
Email Orders To: Allegion_Orders@allegion.com	Contact For Technical Assistance: Electronic_Lock_TechProdSupport@allegion.com

Pricing/product description subject to change without notice.

How to Order:

REQUIRED FIELDS

FACTORY DEFAULT AND OPTIONS

NDEB - J - LAT - 622 - SPA - 605 - 13-247 - 47267101 - S123 - K510-066

**Series:** Vandlgard only

NDEB Mobile enabled cylindrical lock  
(with interior pushbutton with indicator)

NDEBSI Mobile enabled cylindrical lock with HID credential  
secure sector compatibility  
(with interior pushbutton with indicator)

**Cylinder Type:**

P6 Schlage KIL format  
(see ordering pages for options)

**Outside Lever:**

- ATH Athens\*
- BRK Boardwalk\*
- BRW Broadway\*
- LAT Latitude\*
- LON Longitude\*
- OME Omega
- RHO Rhodes\*
- SPA Sparta\*
- TLR Tubular\*

\* Tactile warning available – see lever options

**Outside Finish:**

- 605 Bright Brass
- 606 Satin Brass
- 612 Satin Bronze
- 619 Satin Nickel
- 622 Matte Black
- 625 Bright Chrome
- 626 Satin Chrome
- 626AM Satin Chrome (Anti – Microbial)
- 643e Aged Bronze

**Inside Lever:**

- Same style options as Outside Levers
- Omega levers are very close to the escutcheon when rotated – consider Sparta levers as a substitute
- Tactile levers not available for inside lever

**Inside Finish:**

- Same finish options as Outside Finish

**Latch:**

13-247 – 2-3/4" backset; 1/2" throw bolt; 1-1/8"x2-1/4" faceplate (standard for both series)  
(see ordering page for options)

**Strike:**

NDEB: 47267101 – 1-1/4" x 4-7/8" with 1-3/16" lip (10-025 with retained screws)  
(see ordering page for options)

**Keyway:**

S123 Everest 29 (standard for both series)  
(see ordering page for options)

**Additional Options:**

see ordering pages for options)

**Standard Features**

Certification	ANSI/BHMA Certified A156.25-2013, A156.2-2011, Series 4000, Grade 1, UL 294, UL 10C
Latch	1 1/8" x 2 1/4", Square corner faceplate, 1" housing diameter, 1/2" throw
Strike	1 1/4" x 4 7/8", ANSI Square corner, no box
Backset	2 3/4"
Cylinder	6-Pin solid brass, keyed 6-pin, S123 keyway, keyed different (KD)
Door Range	Comes set for 1-3/4" thick doors. Can be field adjusted for doors 1-5/8"-2" thick.
Keys	Two nickel silver cut keys per lock, 6-pin, S123 section

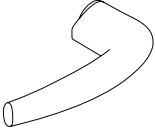

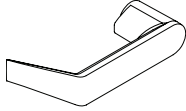
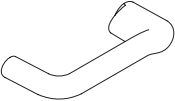

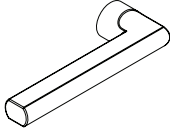
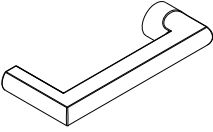
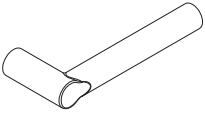
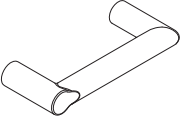

**Common Pricing Information**

1.	Locks are furnished with standard features unless otherwise specified.
2.	Door thickness is 1 3/4"
3.	Split finishes and designs will be priced at the highest list price of the design and/or finish.
4.	Engineering specials are denoted by a part number beginning with "X" and are not subject to standard discounting.
5.	denotes a lock or part that requires an extended lead time.
6.	For all restricted keyways (Everest D, Everest 29 T, Quad, Numbered, Reversed) add \$21.00. This does not apply to Primus cylinders. See Terms and Conditions for ordering information and requirements.
7.	Locks, keys and cylinders containing restricted keyways require additional documentation to order. Please see Terms and Conditions for the specific requirements.
8.	Keyway must be specified for keyed functions and cylinders. If not specified, default keyway will be S123 for KA, KD and 0-bitted product and S145 for Factory managed masterkey systems.
9.	Multiple keying options are available. Locks and cylinders are furnished KD unless otherwise specified or excepted by notation.
10.	Control Keys for permanent and construction cores are not included with the lock or cylinder and must be ordered separately.
11.	Locks specified with "C" keyway and KD or 0-bitted will receive 6 pin cylinders (keyed 5) with 5 pin keys.
12.	Full Size Interchangeable Cores (FSIC) are furnished 1-bitted unless otherwise specified. If 0-bitted is selected, the order will be entered as 1-bitted. This does not apply to FSIC Primus® cores.
13.	Conventional cylinders, Primus cylinders (conventional and FSIC) can be supplied 0-bitted. If 1-bitted is selected, the order will be entered as 0-bitted.
14.	Available plug face finishes are 606, 622, 626 and 643e

**Pricing/product description subject to change without notice.**

## ANSI/BHMA Certified A156.25-2013, A156.2-2011, Series 4000, Grade 1, UL 294, UL 10C

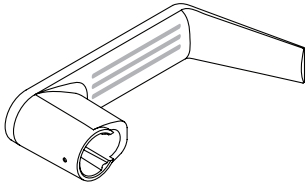
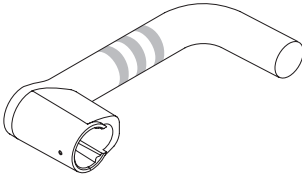
NDEB and NDEBSI - Interior push button (Function Selectable via ENGAGE Mobile App)	
<b>Storeroom/ Classroom</b>	Lockset is normally secure with outside lever disengaged. Valid normal credential or key momentarily unlocks door. Valid toggle credential may be used to change to a passage or secured state. Interior push button on inside housing confirms state of the lock via LED indicator. A mechanical key will retract the latch. Inside lever always allows free egress.
<b>Office</b>	Lockset is normally secure with outside lever disengaged. Valid normal credential or key momentarily unlocks door. Valid toggle credential may be used to change to a passage or secured state. Interior push button on inside housing can be used to select a passage or secured state and confirms state of the lock via LED indicator. A mechanical key will retract the latch. Inside lever always allows free egress. Meets the need for lockdown function for safety and security.
<b>Privacy</b>	Lockset is normally secure with outside lever disengaged. Valid normal credential or key momentarily unlocks door. Valid toggle credential may be used to change to a passage or secured state. Interior pushbutton on inside housing may be used to select a privacy status. The interior pushbutton will disable normal electronic access from the exterior and confirms state of the lock via LED indicator. Opening the door or pressing the interior pushbutton a second time on the inside housing deactivates the privacy status. A mechanical key will always retract the latch. Inside lever always allows free egress. Door position sensor required for function.
<b>Apartment</b>	Lockset is normally secure with outside lever disengaged. Valid normal or toggle credential is used to change to a passage or secured state. Interior pushbutton on inside housing may be used to select a passage or secured state and confirms state of the lock via LED indicator. Opening the door or pressing the interior pushbutton a second time causes the lockset to toggle to passage. While in passage mode, the lockset can only be secured while the door is closed by pressing the interior pushbutton or using a normal credential on the exterior. A mechanical key will retract the latch. Inside lever always allows free egress. Door position sensor required for function.

<b>Athens (ATH)</b> 	<b>Sparta (SPA)</b> 	<b>Rhodes (RHO)</b> 	<b>Tubular (TLR)</b> 	<b>Omega (OME)</b> 
<b>Latitude (LAT)</b> 	<b>Longitude (LON)</b> 	<b>Broadway (BRW)</b> 	<b>Boardwalk (BRK)</b> 	

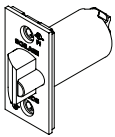
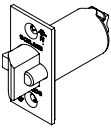
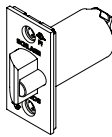
**Commercial Lever Suite**

NDE Levers	AD/CO Levers	ND Levers	L Lock Levers	98/99 Exit	ALX Lock	S Lock	F Lock
Athens	Athens	Athens	07	07	Athens	Jupiter	
Sparta	Sparta	Sparta	17	17	Sparta	Neptune	Jazz
Rhodes	Rhodes	Rhodes	06	06	Rhodes	Saturn	Elan
Tubular		Tubular			Tubular		
Omega		Omega			Omega		
Latitude		Latitude	Latitude	Latitude	Latitude		Latitude
Longitude		Longitude	Longitude	Longitude	Longitude		
Broadway		Broadway			Broadway		
Boardwalk		Boardwalk			Boardwalk		

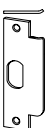


**Tactile Options**

 <b>Typical pattern for 8AT, 8LT, 8LN, 8RO, 8SP</b>	 <b>Typical pattern for 8BK, 8BW, 8TR</b>
---	---

**Latches**

<b>Deadlatch, 13-247</b> 	<b>Anti-Friction Fire Door Deadlatch, 14-042</b> 	<b>Deadlatch, 14-047</b> 	<b>Deadlatch, 14-048</b> 
---	---	--	---

**Strikes**

<b>ANSI Strike 47267101</b> 	<b>T Strike, 10-013</b> 	<b>Square corner, T-strike, deep box, fire door latch, 10-133</b> 
--	--	--

Pricing/product description subject to change without notice.

## Cylinder

Core Callout	Description	Levers
<b>P6</b>	6-Pin KIL Cylinder	ATH OME RHO SPA TLR LAT LON BRW BRK
<b>L</b>	Less 6-Pin KIL Cylinder	
<b>Z</b>	Everest SL 7 pin KIL Cylinder	
<b>R</b>	Full Size Interchangeable Core	
<b>J</b>	Less Full Size Interchangeable Core	
<b>T</b>	Full Size Construction Core	
<b>B</b>	Less Small Format Interchangeable Core	
<b>BDC</b>	Disposable Small Format Interchangeable Core	
<b>G</b>	7 Pin Small Format Interchangeable Core	
<b>50-231</b>	Construction Core Handling Charge (non-refundable)	
<b>L SAR</b>	Less cylinder: Sargent KIL Core - 10L & 11L	ATH RHO SPA TLR
<b>L COR</b>	Less cylinder: Corbin KIL Core - 8000	
<b>J SAR</b>	Less cylinder: Sargent FSIC 6-pin Core - 6300	
<b>J CO6</b>	Less cylinder: Corbin FSIC 6-pin Core - 8000	
<b>J YA6</b>	Less cylinder: Yale FSIC 6-pin Core - 1210 or Medesco FSIC 6-pin Core - 31-0100	
<b>J MED</b>	Less cylinder: Medesco FSIC 6-pin Core - 32-0101	SPA
<b>J CO7</b>	Less cylinder: Corbin FSIC 7 pin Core - 8000-7	
<b>J YA7</b>	Less cylinder: Yale FSIC 7-pin Core - 1211	

- Notes:**
1. Competitor lever designs come in finishes 626 standard, and 605, 606, 612, 619, 625, 643e, and 626AM with extended lead-times.
  2. For P, R and G -Master Keyed cylinders can be specified and will be shipped in lock packaging.
  3. For Master Key System Summary form which should accompany the master keyed order, see pages 293-303.
  4. For Master Keying, additional line item 50-210 is required for Classic and Everest cylinders.
  5. Control Keys for installation/removal of interchangeable cores are not furnished and must be ordered separate.
  6. Spring cages & tail pieces are different based on the type of cylinder and chassis selected. Please see the NDE-Series parts guide for more information.
  7. The NDE-Series accepts many popular models of standard, SFIC, and FSIC cylinders. See pricebook for specific configurations.
  8. For additional assistance on Master Keying as well as restricted keyways please contact your local sales representative.



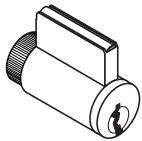
## 1. Select Product Series

<b>NDEB</b>	Mobile enabled cylindrical lock (with interior pushbutton with indicator) with Vandlgard	<b>\$1,113.00</b>
<b>NDEBSI</b>	Mobile enabled cylindrical lock with HID credential secure sector compatibility (with interior pushbutton with indicator) with Vandlgard	<b>\$1,231.00</b>

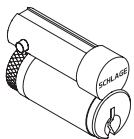


NDE

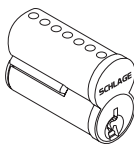
KIL Format  
P6 L Z L-SAR L-CO6



FSIC Format  
R J T J-SAR J-CO6 J-CO7  
J-YA6 J-YA7 J-MED



SFIC Format  
B BDC G H



## 2. Select Cylinder Type

<b>P6</b> ●	With Cylinder, Schlage- (Everest 29 S123, 6 Pin KIL standard)	<b>N/C</b>
<b>Z</b> ●	With Cylinder, Schlage- Everest SL, 6 Pin KIL (factory master keyed only)	<b>N/C</b>
<b>L</b>	Less Cylinder, Schlage, 6 Pin KIL	<b>DEDUCT \$75.00</b>
<b>R</b> ● □	With Cylinder, Schlage 6-Pin (Everest 29 S123 standard) FSIC	<b>\$85.00</b>
<b>J</b>	Less Cylinder, Schlage, 6 Pin FSIC	<b>DEDUCT \$45.00</b>
<b>T</b>	FSIC construction core	<b>\$85.00</b>
<b>G</b> ● □	With Cylinder, Schlage 7-Pin (Everest 29R standard) (factory master keyed only)	<b>\$100.00</b>
<b>B</b>	Less Cylinder, Schlage, Falcon, Competitive OEM's, 7 Pin (SFIC)	<b>N/C</b>
<b>L CO6</b> ○	Less Cylinder, Corbin Russwin KIL, 6 Pin KIL	<b>N/C</b>
<b>L SAR</b> ⓧ ○	Less Cylinder, Sargent (10L + 11L), 6 Pin KIL	<b>N/C</b>
<b>J SAR</b> ⓧ ○	Less Cylinder, Sargent 6300, 6 Pin FSIC	<b>N/C</b>
<b>J CO6</b> ⓧ ○	Less Cylinder, Corbin 8000, 6 Pin FSIC	<b>N/C</b>
<b>J CO7</b> ○	Less Cylinder, Corbin 8000-7, 7 Pin FSIC, (Only RHO, 8RO, SPA, 8SP)	<b>N/C</b>
<b>J MED</b> ○	Less Cylinder, Medeco 32*0201, 6 Pin FSIC (Only RHO, 8RO, SPA, 8SP lever styles)	<b>N/C</b>
<b>J YA6</b> ⓧ ○	Less Cylinder, Yale 1210 or Medeco 31*0100, 6 Pin FSIC	<b>N/C</b>
<b>J YA7</b> ○	Less Cylinder, Yale 1220, 7 Pin FSIC (Only RHO, 8RO, SPA, 8SP lever styles)	<b>N/C</b>
<b>H</b>	SFIC construction core	<b>\$52.00</b>
<b>BDC</b>	SFIC disposable	<b>N/C</b>
<b>50-231</b>	Construction core handling charge (non-refundable)	<b>\$12.00</b>

● Master Keyed cylinders can be specified and will be shipped in lock packaging. For Master Keying System Summary form which should accompany the master keyed order, see page 285.

△ For Master Keying, additional line item 50-210 is required \$21.80 each.

□ Control Keys for installation/removal of interchangeable cores are not furnished and must be ordered separate.

For additional assistance on Master Keying as well as restricted keyways please contact customer service.

ⓧ Extended lead time on all finishes except 626

○ Not available on LAT, LON, BRW and BRK

## 3. Select Outside Lever\*

<b>LLL</b>	Less each lever	<b>DEDUCT \$27.10</b>
<b>SPA</b>	Sparta	<b>N/C</b>
<b>RHO</b>	Rhodes	<b>N/C</b>
<b>ATH</b>	Athens	<b>N/C</b>
<b>TLR</b>	Tubular	<b>N/C</b>
<b>OME</b>	Omega	<b>N/C</b>
<b>LAT</b>	Latitude	<b>N/C</b>
<b>LON</b>	Longitude	<b>N/C</b>
<b>BRW</b>	Broadway	<b>N/C</b>
<b>BRK</b>	Boardwalk	<b>N/C</b>
<b>Tactile options</b> (BAT, 8LT, 8LN, 8RO, 8SP, 8BK, 8BW, 8TR)		<b>\$55.00</b>

## 4. Select Outside Finish

<b>626</b>	Satin Chrome	<b>N/C</b>
<b>605</b>	Bright Brass	<b>\$74.00</b>
<b>606</b>	Satin Brass	<b>\$74.00</b>
<b>612</b>	Satin Bronze	<b>\$74.00</b>
<b>619</b>	Satin Nickel	<b>\$74.00</b>
<b>622</b>	Matte Black	<b>\$74.00</b>
<b>625</b>	Bright Chrome	<b>\$74.00</b>
<b>643e</b>	Aged Bronze	<b>\$74.00</b>
<b>626AM</b>	Satin Chrome Antimicrobial	<b>\$105.00</b>

## 5. Select Inside Lever\* (Specify only if different from Outside Lever)

<b>LLL</b>	Less each lever	<b>DEDUCT \$27.10</b>
<b>SPA</b>	Sparta	<b>N/C</b>
<b>RHO</b>	Rhodes	<b>N/C</b>
<b>ATH</b>	Athens	<b>N/C</b>
<b>TLR</b>	Tubular	<b>N/C</b>
<b>OME</b>	Omega	<b>N/C</b>
<b>LAT</b>	Latitude	<b>N/C</b>
<b>LON</b>	Longitude	<b>N/C</b>
<b>BRW</b>	Broadway	<b>N/C</b>
<b>BRK</b>	Boardwalk	<b>N/C</b>
<b>Tactile options</b> (BAT, 8LT, 8LN, 8RO, 8SP, 8BK, 8BW, 8TR)		<b>\$55.00</b>

Credentials available, see pages 18-23.

Pricing/product description subject to change without notice.



## 6. Select Inside Finish (Specify only if different from Outside Finish)

<b>626</b>	Satin Chrome	N/C
<b>605</b>	Bright Brass	\$74.00*
<b>606</b>	Satin Brass	\$74.00*
<b>612</b>	Satin Bronze	\$74.00*
<b>619</b>	Satin Nickel	\$74.00*
<b>622</b>	Matte Black	\$74.00*
<b>625</b>	Bright Chrome	\$74.00*
<b>643e</b>	Aged Bronze	\$74.00*
<b>626AM</b>	Satin Chrome Antimicrobial	\$105.00*

\* Charge only applies if outside finish is 626 and you are specifying a different inside finish.

## 7. Select Backset & Latchbolt

<b>LLL</b>	Less Latch	DEDUCT \$41.60
<b>13-247</b>	2-3/4" Backset, Deadlatch, Square corner, 1-1/8" x 2-1/4"	STANDARD
<b>14-042</b>	2-3/4" Backset, Deadlatch Anti-friction fire door latch, Square corner,	\$213.00
<b>14-047</b>	2-3/8" Backset, Deadlatch Square corner, 1-1/8" x 2-1/4"	N/C
<b>14-048</b>	2-3/8" Backset, Deadlatch Square corner, 1" x 2-1/4"	N/C

## 8-9. Select Strike Plate and Strike Lip Length

<b>47267101*†</b>	1-3/16" Lip, ANSI, no box, 1-1/4" x 4-7/8"	STANDARD
<b>10-016 †</b>	1-1/8" Lip, Square Corner, T-strike, fire door latch	\$20.70
<b>C603-623</b>	Dust Box for T-strike, 10-013	N/C
<b>B502-853</b>	Deep Dust Box for T-strike, 10-016	N/C
<b>K510-066</b>	Box for ANSI strike (Must be specific)	N/C

\* 1-3/8" Lip available, must specify 1-3/8" Lip \$15.60, 1-1/2" Lip available, must specify 1-1/2" Lip \$16.70

\*\* 1-1/2" Lip available, must specify 1-1/2" Lip \$9.10

† DPS magnet requires prep and install beneath strike

## 10. Select Keying Type

<b>Open Keyway Families: KIL or FSIC<sup>2</sup></b>		
<b>S123</b>	Everest 29 S (Key in Lever or FSIC)	STANDARD
<b>C123</b>	Everest C	N/C
<b>C/CE/E/EF/ F/ FG/ G</b>	Classic Obverse	N/C
<b>Restricted Keyway Families: KIL or FSIC<sup>1,2</sup></b>		
<b>29 T</b>	Everest 29 T	\$22.00
<b>D</b>	Everest D	\$22.00
<b>29R</b>	Everest 29 R (Everest SL)	\$22.00
<b>B</b>	Everest B (Everest SL)	\$22.00
<b>Classic Restricted</b>	Quad, Numbered, Reverse	\$22.00
<b>Restricted Keyway Families: SFIC<sup>3</sup></b>		
<b>29R</b>	Everest 29 R	N/C
<b>B</b>	Everest B	N/C

<sup>1</sup> Everest Restricted Keyways require a Letter of Authorization to be submitted with the order. See sample Letter of Authorization, see page 297.

<sup>2</sup> Full Size key systems (Everest 29 S & T, Everest C & D, Obverse & Quad) are available in Primus and Primus XP key system and must be ordered separately. Lock should be ordered less cylinder and Primus cylinder should be a separate line.

<sup>3</sup> Master Keyed cylinders can be specified and will be shipped in lock packaging. For Master Keying System Summary form which should accompany the master keyed order, see page 285.

### Outside Escutcheon Subassembly

Available Finishes - Specify for Listed Parts			605	606	612	619	625	626	643e	626AM
Part Number	Description	Contents	Price Each							
N223-045	Outside Escutcheon Subassembly (without reader PCBA)	(3) #6-32 x .25 FH PD TC Screw (1) Outside Escutcheon (1) Outside RF Window Assembly (1) Adjustment Spring (1) Outside Backplate	\$123.00							

### Reader PCBA

Part Number	Description	Price Each
N223-046	Reader PCBA (Does not support HID secure sector compatibility)	\$407.00

### Battery Holder Kit

Part Number	Description	Contents	Price Each
N223-044	Battery Holder Kit	(1) Battery Tray Assembly (1) Battery Strap	\$30.20

### Levers and Related Components

Available Finishes - Specify for Listed Parts		605	606	612	619	625	626	643e	626AM
Part Number	Description	Price Each							
N523-127	FSIC Core Driver	\$3.20							
N523-091	SFIC Core Driver	\$14.20							
09-774	SFIC Core Driver and Spacer	\$17.80							
D500-000	SFIC Core Spacer - Spacer required for 6-pin, no spacer required for 7-pin	\$2.00							
<b>New product manufactured on or after February 1, 2017 (reference serial number label on product)</b>									
03-230*	Lever - Closed; ATH, RHO, SPA, OME, TLR	\$161.00							
03-230*	Lever - Closed; 8AT, 8RO, 8SP, 8TR	\$215.00							
03-231*	Lever - Cylinder - Schlage KIL; ATH, RHO, SPA	\$161.00							
03-232*	Lever - Cylinder - Schlage FSIC; ATH, RHO, SPA	\$161.00							
03-200*	Lever - Cylinder - Schlage SFIC; ATH, RHO, SPA	\$161.00							
47258039	Lever - Cylinder - Schlage SFIC - BRW	\$161.00							
47258040	Lever - Cylinder - Schlage SFIC - BRK	\$161.00							
47258041	Lever - Cylinder - Schlage SFIC - LAT	\$161.00							
47258042	Lever - Cylinder - Schlage SFIC - LON	\$161.00							
47260537	Lever - Cylinder - Schlage SFIC - 8BY	\$216.00							
47260538	Lever - Cylinder - Schlage SFIC - 8BK	\$216.00							
47260539	Lever - Cylinder - Schlage SFIC - 8LT	\$216.00							
47260540	Lever - Cylinder - Schlage SFIC - 8LN	\$216.00							
47258043	Lever - Closed - BRW	\$161.00							
47258044	Lever - Closed - BRK	\$161.00							
47258045	Lever - Closed - LAT	\$161.00							
47258046	Lever - Closed - LON	\$161.00							
47260541	Lever - Closed - 8BY	\$216.00							
47260542	Lever - Closed - 8BK	\$216.00							
47260543	Lever - Closed - 8LT	\$216.00							
47260544	Lever - Closed - 8LN	\$216.00							
47258047	Lever - P, Z, L - BRW	\$161.00							
47258048	Lever - P, Z, L - BRK	\$161.00							
47258049	Lever - P, Z, L - LAT	\$161.00							
47258050	Lever - P, Z, L - LON	\$161.00							
47260545	Lever - P, Z, L - 8BY	\$216.00							
47260546	Lever - P, Z, L - 8BK	\$216.00							
47260547	Lever - P, Z, L - 8LT	\$216.00							
47260548	Lever - P, Z, L - 8LN	\$216.00							
47258051	Lever FSIC R, J, T - BRW	\$161.00							
47258052	Lever FSIC R, J, T - BRK	\$161.00							
47258053	Lever FSIC R, J, T - LAT	\$161.00							
47258054	Lever FSIC R, J, T - LON	\$161.00							
47260549	Lever FSIC R, J, T - 8BY	\$216.00							
47260550	Lever FSIC R, J, T - 8BK	\$216.00							
47260551	Lever FSIC R, J, T - 8LT	\$216.00							
47260552	Lever FSIC R, J, T - 8LN	\$216.00							
<b>Original product manufactured before February 1, 2017 (reference serial number label on product)</b>									
03-030*	Lever - Closed; ATH, RHO, SPA	\$161.00							
03-031*	Lever - Cylinder - Schlage KIL; ATH, RHO, SPA	\$161.00							
03-032*	Lever - Cylinder - Schlage FSIC; ATH, RHO, SPA	\$161.00							
03-000*	Lever - Cylinder - Schlage SFIC; ATH, RHO, SPA	\$161.00							
*	Specify part number, lever style, finish. Ex: 03-031 ATH 626 (open lever, Athens design, 626 finish)								

Pricing/product description subject to change without notice.

## Inside Escutcheon Subassembly

Available Finishes - Specify for Listed Parts			605	606	612	619	625	626	643e	626AM
			▪	▪	▪	▪	▪	▪	▪	▪
Part Number	Description	Contents	Price Each							
47278749	NDEB Inside Escutcheon Assembly (with Main PCBA) <b>Upgrades NDE80 Product</b>	(1) Inside Escutcheon (1) RF Window (1) Door Position Sensor (1) Main PCB Module (1) Inside Label	<b>\$546.00</b>							
N623-007	Inside Battery Cover	(1) Battery Cover	<b>\$45.80</b>							

## Latches and Related Components

Available Finishes - Specify for Listed Parts			605	606	612	619	625	626	643e	626AM
			▪	▪	▪	▪	▪	▪	▪	▪
Part Number	Backset - Description		Price Each							
<b>Dead Latch***</b>										
14-047	2 3/8" - Square corner, 1 1/8" x 2 1/4"		<b>\$139.00</b>							
14-048	2 3/8" - Square corner, 1" x 2 1/4"		<b>\$139.00</b>							
13-247	2 3/4" - Square corner, 1 1/8" x 2 1/4"		<b>\$106.00</b>							
14-042	2 3/4" - Anti-friction Fire Door Latch 1" Square corner, 1 1/8" x 2 1/4", 3/4" Throw		<b>\$424.00</b>							
***	All latches require reinforcement when used in hollow metal door applications									

## Strikes

Available Finishes - Specify for Listed Parts			605	606	612	619	625	626	643e	626AM
			▪	▪	▪	▪	▪	▪	▪	▪
Part Number	Description	Contents	Price Each							
10-025	1 3/16" - ANSI, no box, 1 1/4" x 4 7/8"	(1) ANSI strike	<b>\$18.00</b>							
10-130-1316	1 3/16" - ANSI, no box, 1 1/4" x 4 7/8"	(1) ANSI strike (2) C603-256 screws (1) ANSI strike magnet tray (2) DPS magnet	<b>\$35.10</b>							
10-130-138	1 3/8" - ANSI, no box, 1 1/4" x 4 7/8"	1) ANSI strike (2) C603-256 screws (1) ANSI strike magnet tray (2) DPS magnet	<b>\$68.30</b>							
10-130-112	1 1/2" - ANSI, no box, 1 1/4" x 4 7/8"	(1) ANSI strike (2) C603-256 screws (1) ANSI strike magnet tray (2) DPS magnet	<b>\$68.30</b>							
10-131-1316	1 3/16" - ANSI, standard box, 1 1/4" x 4 7/8"	(1) ANSI strike (2) C603-256 screws (1) Standard box (1) ANSI strike magnet tray (2) DPS magnet	<b>\$45.20</b>							
10-131-138	1 3/8" - ANSI, standard box, 1 1/4" x 4 7/8"	(1) ANSI strike (2) C603-256 screws (1) Standard box (1) ANSI strike magnet tray (2) DPS magnet	<b>\$77.00</b>							
10-131-112	1 1/2" - ANSI, standard box, 1 1/4" x 4 7/8"	(1) ANSI strike (2) C603-256 screws (1) Standard box (1) ANSI strike magnet tray (2) DPS magnet	<b>\$77.00</b>							
10-132-118	1 1/8" - Square corner, T-strike, box, 1 1/8" x 2 3/4"	(1) T-strike (1) Standard box (1) Door position magnet	<b>\$31.90</b>							
10-132-112	1 1/2" - Square corner, T-strike, box, 1 1/8" x 2 3/4"	(1) T-strike (1) Standard box (1) Door position magnet	<b>\$42.10</b>							
10-133-118	1 1/8" - Square corner, T-strike, deep box, 1 1/8" x 2 3/4" Use with fire door latch	(1) T-strike (1) Deep box (1) Door position magnet	<b>\$37.50</b>							
10-133-112	1 1/2" - Square corner, T-strike, deep box, 1 1/8" x 2 3/4" Use with fire door latch	(1) T-strike (1) Deep box (1) Door position magnet	<b>\$37.20</b>							
K510-066	Box for ANSI strike	(1) Standard box	<b>\$8.00</b>							

Pricing/product description subject to change without notice.

### Competitor Core/Compatability Parts

Available Finishes - Specify for Listed Parts		605	606	612	619	625	626	643e	626AM
		⌚	⌚	⌚	⌚	⌚	▪	⌚	
Part Number	Description	Price Each							
<b>New product manufactured on or after February 1, 2017 (reference serial number label on product)</b>									
03-234*	Lever - Cylinder - Corbin Russwin KIL (L-CO6); ATH, RHO, SPA, TLR	<b>\$297.00</b>							
03-235*	Lever - Cylinder - Corbin Russwin 7-pin FSIC (J-CO7); RHO								
03-236*	Lever - Cylinder - Yale 7-pin FSIC (J-YA7); RHO								
03-237*	Lever - Cylinder - Medeco 32 (J-MED); ATH, RHO, SPA, TLR								
03-244*	Lever - Cylinder - Sargent KIL (L-SAR); ATH, RHO, SPA, TLR								
03-255*	Lever - Cylinder - Medeco 31 or Yale 1210 6-pin FSIC (J-YA6); ATH, RHO, SPA, TLR								
03-266*	Lever - Cylinder - Corbin Russwin 6-pin FSIC (J-CO6); ATH, RHO, SPA, TLR								
03-277*	Lever - Cylinder - Sargent FSIC (J-SAR); ATH, RHO, SPA, TLR								
N523-218	Springcage & Lever Catch Assy. - Outside Standard (P, L, Z, R, J, T, B, BDC, G, H, L SAR, L CO6, J CO6, J SAR, J CO7)	<b>\$79.60</b>							
N523-224	Springcage & Lever Catch Assy. - Outside Competitor Cores (J YA6, J YA7, J MED)	<b>\$166.00</b>							
XN12-292	Tail piece Sargent XC FSIC	<b>\$16.10</b>							
* Specify part number, lever style, finish. Ex: 03-055 RHO 613 (Yale lever, Athens design, 613 finish)									

### Tailpieces

Part Number	Description	Price Each
N523-127	Core Driver - SCH FSIC	<b>\$3.50</b>
N523-091	Core Driver - SCH SFIC	<b>\$14.20</b>
09-060	Core Driver - L SAR	<b>\$14.20</b>
09-061	Core Driver - J YA6	<b>\$14.20</b>
09-062	Core Driver - J CO6	<b>\$14.20</b>
09-063	Core Driver - J SAR	<b>\$14.20</b>
10-140	Core Driver - L CO6	<b>\$27.10</b>
10-141	Core Driver - J CO7	<b>\$27.10</b>
10-142	Core Driver - J YA7	<b>\$28.40</b>
10-143	Core Driver - J MED	<b>\$17.80</b>
09-774	SFIC Core Driver and Spacer	<b>\$1.90</b>
D500-000	SFIC Core Spacer - Spacer required for 6-pin, no spacer required for 7-pin	<b>\$15.30</b>
XN12-292	Tail piece Sargent XC SFIC	<b>\$13.90</b>

### Reinforcements — Must be used for hollow metal doors

Part Number	Description	Price Each
37-001	Metal door reinforcer kit, fits both 7/8" and 1" diameter housings. Specify door thickness, includes A501-567 and A501-565 or A501-566.	<b>\$45.00</b>
24483760	Latch Spacer - fits 1" diameter latch housing and 1-3/4" hollow metal doors (steel & aluminum)	<b>\$6.20</b>
A501-566	Reinforcer for 1 3/4" thick non-reinforced metal doors. Fits both 7/8" and 1" diameter housings.	<b>\$22.70</b>

### Motorized Chassis Assembly

Part Number	Description	Contents	Price Each
N223-007	Motorized Chassis Assembly	(1) NDE Chassis Subassembly (1) Motor Actuator Subassembly (1) Main Wire Harness	<b>\$286.00</b>

### Main Wire Harness

Part Number	Description	Price Each
N223-019	Main Wire Harness	<b>\$43.90</b>

### Miscellaneous Parts

Part Number	Description	Price Each
<b>Inside Baseplate</b>		
N623-000	Inside Baseplate	<b>\$30.00</b>
<b>New product manufactured on or after February 1, 2017 (reference serial number label on product)</b>		
<b>Spring Cages</b>		
N523-218	Springcage & Lever Catch Assy. - Outside Standard (P, L, Z, R, J, T, B, BDC, G, H, L SAR, L CO6, J CO6, J SAR, J CO7)	<b>\$82.00</b>
N523-221	Springcage & Lever Catch Assy. - Inside Less Cylinder	<b>\$57.70</b>
N523-224	Springcage & Lever Catchy Assy. - Outside Standard (J YA7, J YA6, J MED)	<b>\$170.00</b>
<b>Original product manufactured before February 1, 2017 (reference serial number label on product)</b>		
<b>Spring Cages</b>		
N123-022	Outside spring cage for all functions except SFIC	<b>\$82.00</b>
N123-032	Inside Spring Cage	<b>\$59.20</b>
N123-056	Outside spring cage for all SFIC functions	<b>\$85.70</b>
24341463	SDS O-Ring - 50 pack	<b>\$24.50</b>
L483-055	Door Position Sensor Kit (Includes sensor with wire harness and connector, for NDEB only)	<b>\$42.50</b>

Pricing/product description subject to change without notice.

**Conversion Kits**

Available Finishes		605	606	612	613	619	622	625	626	643e	626AM
		▪	▪	▪	▪	▪	▪	▪	▪	▪	▪
Part Number	Backset - Description	Price Each									
40-400	Inside Spring Cage / Lever Conversion Kit	<b>\$261.00</b>									
40-600	Outside Spring Cage / Lever Conversion Kit										
Notes:		<p><b>All kits will contain a spring cage and lever. Some kits will contain a button or tailpiece</b></p> <p>Kits are limited to previously offered product - KIL, FSIC, SFIC, L-SAR, J-SAR, J-CO6, J-YA6</p> <p>When ordering specify: Function, Trim, Finish and Core (if applicable)</p>									

**Screws**

Available Finishes - Specify for Listed Parts					605	606	612	619	625	626	643e	626AM
A501-171, N523-092, L583-133, C603-256, C603-897					▪	▪	▪	▪	▪	▪	▪	▪
Part Number	Description	Door Thickness	Type	Size	Price Each							
C603-256*	ANSI strike	—	PFH Combo	12-24 x 1"	<b>\$1.10</b>							
C603-897*	Latch and strike	—	PFH Combo	#8 x 3/4"	<b>\$1.10</b>							
N523-021*	Spring cage screws	1 3/8" - 2"	PFH Machine	#10 x 32 x 2 1/8"	<b>\$2.40</b>							
* Order in multiples of 100												

**Screw Packs**

Available Finishes - Specify for Listed Parts					605	606	612	619	625	626	643e	626AM
B202-517, C203-736, N123-020					▪	▪	▪	▪	▪	▪	▪	▪
Part Number	Description	Contents		Price Each								
B202-517	Latch and strike	(4) C603-897		<b>\$9.70</b>								
C203-736	ANSI strike	(2) C603-256		<b>\$7.80</b>								
N223-049	Mounting kit	(4) C603-897 (1) N523-108 (2) 96954557 (1) N623-048 (1) N623-049		<b>\$15.90</b>								

**Torx Screw Packs**

Available Finishes - Specify for Listed Parts					605	606	612	613	619	625	626	643e	626AM
C203-311, C203-312					▪	▪	▪	▪	▪	▪	▪	▪	▪
Part Number	Description	Contents		Price Each									
C203-311**	Latch and strike	(4) C503-766 (T-15)		<b>\$25.10</b>									
C203-312**	Latch and ANSI strike	(2) C503-766 (T-15) (2) L583-371 (T-20)											
** Torx screw packs are furnished with appropriate T-xx installation tool(s)													

**Cylinder Reference Table**

Available Finishes - Specify for Listed Parts					606		626	
23-065, 20-765/XP, 20-565/XP, 21-000								
Part Number	Cylinder Mechanism	Function	Design	Price Each				
23-065	Conventional	Standard Functions	All	<b>Open</b>		<b>Restricted</b>		
20-765	Primus			<b>\$70.00</b>		<b>\$97.00</b>		
20-765-XP	Primus XP			<b>\$152.00</b>				
20-565	Primus UL437			<b>\$199.00</b>				
20-565-XP	Primus UL437 XP							

**ENGAGE Wireless Test Kit & Accessories**

Part Number	Description	List Price
4721232	TKE - ENGAGE Test Kit. For use in pre-installation test applications. Comes with 2 TKE Transponders, ENGAGE gateway, tripod, TKE gateway bracket, battery, and backpack carry case.	<b>\$2,090.00</b>
47269850	TKE Transponder	<b>\$651.00</b>
47269870	TKE Gateway Bracket (Tripod Adapter)	<b>\$53.20</b>

**Installation Tools**

Part Number	Description	Price Each
40-286	Universal Clamp (For use with all AD, CO, NDE, and LE Series installation templates)	<b>See Page 167</b>
47286225	NDEB Door Preparation Template (Universal Clamp require to use this template)	<b>\$734.00</b>
40-292	Door Position Sensor Fixture and Mounting Hardware (47286225 is required to use this fixture)	<b>\$175.00</b>

Pricing/product description subject to change without notice.



<b>AD-SERIES NETWORKED - TABLE OF CONTENTS</b>	
<b>HOW TO ORDER</b>	<b>88</b>
<b>AD-SERIES NETWORKED LOCKS &amp; DEVICES OVERVIEW</b>	<b>89</b>
<b>AD-300 NETWORKED HARDWIRED</b>	<b>102</b>
Cylindrical	102
Mortise/Mortise Deadbolt	104
Exit Trim	106
<b>AD-302 NETWORKED HARDWIRED (FIPS 201-COMPLIANT)</b>	<b>108</b>
Cylindrical	108
Mortise/Mortise Deadbolt	110
Exit Trim	112
<b>AD-400 NETWORKED WIRELESS</b>	<b>114</b>
Cylindrical	114
Mortise/Mortise Deadbolt	116
Exit Trim	118
<b>AD-402 NETWORKED WIRELESS (FIPS 201-1 COMPLIANT)</b>	<b>120</b>
Cylindrical	120
Mortise/Mortise Deadbolt	122
Exit Trim	124
<b>AD-SERIES 993 NON-FUNCTIONING "DUMMY" TRIM</b>	<b>126</b>
<b>AD-SERIES NETWORKED ACCESSORIES</b>	<b>128</b>

**CONTACT INFORMATION FOR AD-SERIES NETWORKED LOCKS & DEVICES**

Payment Address: Schlage Electronic Security  
 15934 Collections Center Drive  
 Chicago, IL 60693

<b>877-671-7011</b>	
<b>Customer Service:</b>	<b>Technical Support:</b>
Order Status, Credit Returns of Non-Defective Products, General Sales Questions	Technical Questions/Issues, Returns of Defective Products, Repairs
Email Orders To: Allegion_Orders@allegion.com	Contact For Technical Assistance: Electronic_Lock_TechProdSupport@allegion.com

Pricing/product description subject to change without notice.

How to Order:

REQUIRED FIELDS

FACTORY DEFAULT AND OPTIONS

AD - 400 - CY - 70 - MG - SPA - 626 - P6 - SI23 - RH - 4B - 13-247 - 10-025 - 1-3/4 - BAA

1. Series

2. Class

- 300 Networked Hardwired
- 302 Networked Hardwired
- 400 Networked Wireless
- 402 Networked Wireless

3. Chassis:

- CY Cylindrical
- MS Mortise
- MD Mortise Deadbolt
- 993R Exit Trim - Rim/CVR/CVC
- 993S Exit Trim - SVR
- 993M Exit Trim - Mortise
- 993DT "Dummy" Exit Trim

4. Function:

- 70 Classroom/Storeroom
- 50 Office
- 40 Privacy
- 60 Apartment

5. Reader:

- KP Keypad
- MGK Magnetic Stripe + Keypad (Insert)
- MG Magnetic Stripe (Insert)
- MSK Magnetic Stripe + Keypad (Swipe)
- MS Magnetic Stripe (Swipe)
- MTK Multi-Technology + Keypad
- MT Multi-Technology
- FMK FIPS 201-2 Compliant Multi-Technology + Keypad

6. Lever: △

- |     |           |     |           |
|-----|-----------|-----|-----------|
| SPA | Sparta    | ATH | Athens    |
| RHO | Rhodes    | TLR | Tubular   |
| BRW | Broadway  | LAT | Latitude  |
| BRK | Boardwalk | LON | Longitude |

△ To add tactile warning, use prefix 8. Example 8SPA

7. Finish:

- 626 Satin Chrome
- 605 Bright Brass
- 606 Satin Brass
- 612 Satin Bronze
- 619 Satin Nickel
- 625 Bright Chrome
- 643e Aged Bronze
- 626AM Satin Chrome (Antimicrobial Coating)

8. Cylinder Type:

- P6 Schlage 6-pin Full Cylinder (For options see individual Class/Chassis page)

9. Keyway Type:

- SI23 Everest 29 (For options see individual Class/Chassis page)

10. Handing:

- RH Right Handed
- LH Left Handed
- RHR Right Handed Reverse
- LHR Left Handed Reverse

11. Battery Holder:

- 4B - 4AA Battery Kit
- 8B - 8AA Battery Kit

12. Backset and Latch or Armor Front:

- 13-247 2-3/4" Backset, Deadlatch, Square Corner, 1-1/8" x 2-1/4" (Standard on CY Chassis)
- 09-663 Armor Front, 1-1/4" Wide, Square Corner (Standard on MS Chassis)
- For options see individual Class/Chassis page

13. Strike:

- 10-025 1-3/16" Lip, ANSI, no box, 1-1/4" x 4-7/8" (Standard on CY Chassis)
- 10-072 1-3/16" Lip, 1-1/4" x 4-7/8" square corner, box (Standard on MS Chassis)
- For options see individual Class/Chassis page

14. Door Thickness:

- 1-3/4" (Standard)
- For options see individual Class/Chassis page

15. Additional Options



Pricing/product description subject to change without notice.



## AD-Series Networked Locks





With the AD-Series, one platform translates to an endless number of adaptable solutions. You can choose the features and functions that are right for the application today, and upgrade to meet your evolving needs in the future.

### Class

<b>AD-300</b>	Networked/Hardwired; Direct RS-485 connection or Wiegand or Clock & Data	
<b>AD-302</b>	FIPS 201-2 Compliant, Networked Hardwired; Direct RS-485 connection or Wiegand or Clock & Data	
<b>AD-400</b>	Networked/Wireless; 900 MHz, Secure encrypted data transmission	
<b>AD-402</b>	FIPS 201-2 Compliant, Networked Wireless; 900 MHz, Secure encrypted data transmission	

**Note:** 1. AD-Series locks are upgradable from standalone to networked by applying a communication module available in the accessories section and new firmware available on [www.schlage.com/support](http://www.schlage.com/support).

### Chassis

<b>CY: Cylindrical</b>	Bored lock installed into round hole in the door	
<b>MS: Mortise</b>	Lock case installed into a mortise rectangular "pocket" in the door	
<b>MD: Mortise Deadbolt</b>	Mortise lock with built-in interconnected auxiliary deadbolt	
<b>993R: Exit Trim</b>	Rim/Concealed Vertical Rod* (CVR) & Concealed Vertical Cable* (CVC) *Metal door only	
<b>993M: Exit Trim</b>	Mortise	
<b>993S: Exit Trim</b>	Surface Vertical Rod (SVR)	
<b>993DT: Exit Trim</b>	Non-Functioning "Dummy" Exit Trim	

**Notes:** 2. Mortise deadbolt requires RS-485 connection to the ACP, See pages 99-100 for system diagram. Check with access control software provider to verify function is enabled.  
3. Exit trim utilizes universal hardware to simplify installation to a variety of exit device. AD-Series networked locks require a request to exit switch, please see compatibility chart below.

### Exit Device Compatibility

Exit trim utilizes universal hardware to simplify installation to a variety of exit devices\*.

Exit Device Compatibility		Rim	SVR	CVR/CVC	Mortise
Von Duprin	98/99 and 98/99XP	●	●	● <sup>†</sup>	●
Von Duprin	22/22F	●	●		
Falcon	25	●			

\* Low current request-to-exit switch is required. Part Number for Von Duprin request to exit switch: 050281. Part Number for Falcon AE switch: 650359.










<sup>†</sup> Metal door only.

Pricing/product description subject to change without notice.

Function

Function		AD-300/302	AD-400/402
<b>70: Classroom/ Storeroom</b>	Lockset is normally secure. Inside lever always allows free egress. Valid toggle credentials on the exterior may be used to change to a passage or secured status.		
<b>50: Office</b>	Lockset is normally secure. Inside lever always allows free egress. Interior pushbutton on inside housing may be used to select a passage or secured status. Meets need for lockdown function for safety and security. <b>NOTE:</b> Valid toggle credentials on the exterior may also be used to change status. Has interior pushbutton (IPB).		
<b>40: Privacy</b>	Lockset is normally secure. Inside lever always allows free egress. Interior pushbutton on inside housing may be used to select a privacy status. The interior pushbutton will disable normal electronic access from the exterior. Opening the door or pressing the interior pushbutton a second time on the inside housing deactivates the privacy status. Has interior pushbutton (IPB).		
<b>60: Apartment</b>	Lockset is normally secure. Inside lever always allows free egress. Interior pushbutton on inside housing may be used to select a passage or secured status. Opening the door or pressing the interior pushbutton causes the lockset to toggle unsecured. While toggled unsecured, the lockset can only be secured while the door is closed by pressing the interior pushbutton or using a normal credential on the exterior. Normal electronic access from the exterior is always allowed. Has interior pushbutton.		

**Reader**

<p><b>KP: Keypad</b></p>	<p>12 button design</p>	
<p><b>MGK: Magnetic Stripe + Keypad (Insert)</b></p>		
<p><b>MG: Magnetic Stripe (Insert)</b></p>		
<p><b>MSK: Magnetic Stripe + Keypad (Swipe)</b></p>	<p>Configurable to read the complete Track 1, 2 or 3. Available with and without 12 button keypad.</p>	
<p><b>MS: Magnetic Stripe (Swipe)</b></p>		
<p><b>MTK: Multi-Technology + Keypad</b></p>		
<p><b>FMK: FIPS 201-2 Compliant Multi-Technology + Keypad</b></p>	<p>Single solution that reads 125 kHz proximity and 13.56 MHz smart credentials. Available with and without 12-button keypad</p>	
<p><b>MT: Multi-Technology</b></p>		
<p><b>Si/SiK: Smart iClass Compatible Reader</b></p>	<p>13.56 MHz smart card credential solution compatible with Schlage MIFARE, HID iClass, iClass SE, and SEOS technologies. Available with and without 12-button keypad.</p>	

- Notes:**
5. Please refer to AD-Series data sheets and solution sheets prior to ordering to verify credential compatibility.
  6. FMK reader now sold separately for field upgrades.
  7. Must specify finish when ordering reader separately. KP, MGK, MG, MSK & MS readers available in 626, 605, 606, 612, 619, 625 & 643e. MT, MTK & FMK readers are available in Grey (for 619, 626, 626AM & 625) and available in Brown (for 605, 606, 612 & 643e).

Pricing/product description subject to change without notice.

Lever

<b>RHO</b>	Rhodes	
<b>SPA</b>	Sparta	
<b>TLR</b>	Tubular	
<b>ATH</b>	Athens	
<b>BRW</b>	Broadway	
<b>BRK</b>	Boardwalk	
<b>LAT</b>	Latitude	
<b>LON</b>	Longitude	

- Notes:**
- All lever designs are available in finishes 605, 606, 612, 619, 625, 626, 643E and 626AM.
  - SPA, TLR & ATH Meet California Fire Code for 1/2" or less return to the door.
  - Changing Lever Cylinder Compatibility on a device typically requires replacement of existing spring cage and tailpiece.
  - To order tactile warning levers use 8AT for Athens, 8RO for Rhodes, 8SP for Sparta and 8TR for Tubular. Applied to exterior lever only unless otherwise specified. Not available with 643e finish.
  - AD Series, CO Series & ND Series levers may be interchangeable in some cases depending whether it is an interior or exterior lever, the type of chassis and the type of cylinder/ spring cage/ tail piece. Please consult the AD Series Parts guide for more information.

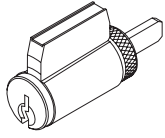
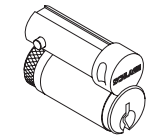

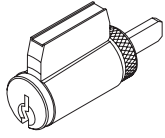

Finish

<b>626</b>	Satin Chrome	BHMA # 626E, Government # US26D
<b>605</b>	Bright Brass	BHMA # 605E, Government # US3
<b>606</b>	Satin Brass	BHMA # 606E, Government # US4
<b>612</b>	Satin Bronze	BHMA # 612E, Government # US10
<b>619</b>	Satin Nickel	
<b>625</b>	Bright Chrome	BHMA # 625E, Government # US26
<b>643e</b>	Aged Bronze	
<b>626AM</b>	Satin Chrome Antimicrobial	

**Note:** 13. Please refer to the Electronic Access Control catalog or online product information at [us.allegion.com](http://us.allegion.com) to view each finish.

Pricing/product description subject to change without notice.

**Cylinder**

<b>P6</b>	With cylinder Schlage- Everest 29 S123 6 Pin Key-in-Lever (KIL) Keyed different as standard with two keys	
<b>L</b>	Less cylinder Schlage, Falcon 6 Pin Key-in-Lever (KIL)	
<b>R</b>	With cylinder Schlage- Everest 29 S123 6 Pin Full Size Interchangeable Core (FSIC) Keyway one bitted as standard with two keys	
<b>J</b>	Less cylinder Schlage 6 Pin Full Size Interchangeable Core (FSIC)	
<b>G</b>	With cylinder Schlage Everest 29 R 7 Pin Small Format Interchangeable Core (SFIC) Factory master keyed with two keys as standard, master keying must be specified	
<b>B</b>	Less cylinder Schlage, Falcon, Competitive OEM's 7 Pin Small Format Interchangeable Core (SFIC)	
<b>L SAR</b>	Less cylinder Sargent (10L+11L) 6 Pin Key-in-Lever (KIL)	
<b>LC06</b>	Less cylinder 6 Pin Key-in-Lever (KIL)	
<b>JSAR</b>	Less cylinder Sargent 6300 6 Pin Full Size Interchangeable Core (FSIC)	
<b>JC06</b>	Less cylinder Corbin 8000 6 Pin Full Size Interchangeable Core (FSIC)	
<b>JC07</b>	Less cylinder Corbin 8000-7 7 Pin Full Size Interchangeable Core (FSIC) (Only RHO, 8RO, SPA, BSP, TLR, 8TR)	
<b>JMED</b>	Less cylinder Medeco 32*0201 6 Pin Full Size Interchangeable Core (FSIC)	
<b>JYA6</b>	Less cylinder Yale 1210 or Medeco 31*0100 6 Pin Full Size Interchangeable Core (FSIC)	
<b>JYA7</b>	Less cylinder Yale 1220 7 Pin Full Size Interchangeable Core (FSIC)	
<b>L FA7</b>	Less cylinder Falcon 7 Pin Key-in-Lever (KIL) (Only RHO, 8RO, SPA, BSP lever styles)	

\*Less Core

\*Less Core

\*Less Core

\*Less Core

- Notes:** 14. Competitor lever designs come in finishes 626 standard, and 605, 606, 612, 619, 625, 643e, and 626AM with extended lead-times.  
 15. For P, R and G -Master Keyed cylinders can be specified and will be shipped in lock packaging.  
 16. For Master Key System Summary form which should accompany the master keyed order, see pages 285-295  
 17. For Master Keying, additional line item 50-210 is required for Classic and Everest cylinders.  
 18. Control Keys for installation/removal of interchangeable cores are not furnished and must be ordered separate.  
 19. For additional assistance on Master Keying as well as restricted keyways please contact your local sales representative.  
 20. Spring cages & tail pieces are different based on the type of cylinder and chassis selected. Please see the AD-Series parts guide for more information.  
 21. The AD-Series accepts many popular models of standard, SFIC, and FSIC cylinders. Consult the Keyway/Cylinder compatibility datasheet (010432) for details. See pricebook for specific configurations.

Pricing/product description subject to change without notice.

**Key Systems Available Through Schlage**

<b>Everest 29™ S Keyway Family</b>	Patent protected open keyways that are available in full size key in lever and full size interchangeable core (FSIC) formats. Patent protection through 2029.
<b>Everest 29 T Keyway Family</b>	Patent protected restricted keyways that are available in full size key in lever and full size interchangeable core (FSIC) formats. Patent protection through 2029.
<b>Everest D Keyway Family</b>	Restricted keyways that are available in full size key in lever and full size interchangeable core (FSIC) formats.
<b>Everest C Keyway Family</b>	Open keyways that are available in full size key in lever and full size interchangeable core (FSIC) formats.
<b>Schlage Classic Open Keyways</b>	Classic (C/E/F): Open keyways available in key in lever and full size interchangeable core designs
<b>Everest B Keyway Family</b>	Restricted keyways that are available on small format interchangeable core (SFIC).
<b>Everest 29 R Keyway Family</b>	Patent protected restricted keyways that are available on small format interchangeable core (SFIC). Patent protection through 2029.

- Notes:** 22. Everest Restricted Keyways require a Letter of Authorization to be submitted with the order.  
 23. See sample Letter of Authorization page 305.  
 24. Full Size key systems (Everest 29 S & T, Everest C & D, Obverse & Quad) are available in Primus and Primus XP key system and must be ordered separately. Lock should be ordered less cylinder and Primus cylinder should be a separate line.  
 25. Contact your local RSO representative for assistance in determining which format and level of exclusivity best suits your needs.

**Handing**

<b>RH</b>	Right Handed: Hinges on Right Opens Inward	
<b>LH</b>	Left Handed: Hinges on left Opens Inward	
<b>RHR</b>	Right Handed Reverse: Hinges on Right Opens Outward	
<b>LHR</b>	Left Handed Reverse: Hinges on Left Opens Outward	

- Notes:** 26. Exit trim 993 chassis available only with RHR or LHR option.  
 27. Handing is field reversible, but requires removal of the exterior escutcheon cover. Please see AD-Series installation instructions for details.

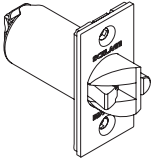
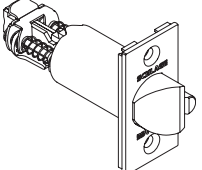
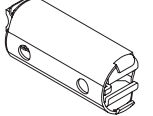
**Battery**

<b>4B</b>	4AA Battery Holder and Cover Kit	
<b>8B</b>	8AA Battery Holder and Cover Kit	





- Notes:** 28. AD-300/AD-302 are hardwired and therefore do not require battery power and ship standard with a cover only and no batteries.  
 29. AD-Series locks use standard off the shelf AA batteries.

Pricing/product description subject to change without notice.

**Backset & Latchbolt (Cylindrical Chassis)**

<b>13-247</b>	2-3/4" Backset, Deadlatch, Square corner, 1-1/8" x 2-1/4"	
<b>14-049</b>	2-3/4" Backset, Deadlatch Anti-friction fire door latch, Square corner, 1-1/8" x 2-1/4", 3/4" throw	
<b>14-051</b>	2-3/8" Backset, Deadlatch Square corner, 1-1/8" x 2-1/4"	
<b>14-050</b>	3-3/4" Backset, Deadlatch Square corner, 1-1/8" x 2-1/4"	
<b>43-001</b>	5" Backset extension link, Deadlatch	
<b>39-030</b>	Rabbeted latch and strike kit, 605 and 626 only. Adapts square corner latch and 2-3/4" square corner strike to 1/2" rabbeted door and frame.	no image available

**Mortise Lock Armor Front (Mortise/Mortise Deadbolt Chassis)**

<p><b>09-663</b></p>	<p>1-1/4" Wide Square Corner, Latch for MS</p>	 <p>1-1/4" Wide</p>	
<p><b>09-669</b></p>	<p>1-1/16" Wide Square Corner, Latch, options for MS</p>	 <p>1-1/16" Wide</p>	
<p><b>09-666</b></p>	<p>1-1/4" Wide Square Corner, Latch x Deadbolt for MD</p>	 <p>1-1/4" Wide</p>	
<p><b>09-672</b></p>	<p>1-1/16" Wide Square Corner, Latch x Deadbolt, Options for MD</p>	 <p>1-1/16" Wide</p>	

**Notes:** 30. For 1-3/4" thick doors, use wide armor front. For over 1-3/4" thick door extended equally (EE), use 1-1/4" wide armor front  
 31. Available finishes are 605, 606, 612, 619, 625, and 626.  
 32. Images not shown to scale. Consult AD-Series Parts Guide for more information.



**Strike Plate (Cylindrical Chassis)**

<b>10-025</b>	1-3/16" Lip, ANSI, no box, 1-1/4" x 4-7/8",	
<b>10-013</b>	1-1/8" Lip, Square Corner, T-strike, box, 1-1/8" - 2-3/4", 1-1/2" Lip available, must specify 1-1/2" Lip	
<b>10-016</b>	1-1/8" Lip, Square Corner, T-strike, deep box, fire door latch	
<b>K510-066</b>	Box for ANSI strike (Must be specific)	
<b>10-072</b>	1-3/16" Lip, 1-1/4" x 4-7/8", Square Corner, box	
<b>10-072</b>	7/8", 1", 1-1/2", 1-3/4", or 2" Lip, 1-1/4" x 4-7/8", Square Corner, box	
<b>10-075</b>	1/2" Rabbeted, For 1-3/4" thick doors, use wide armor front. For over 1-3/4" thick door extended equally (EE) use 1-1/4" wide armor front.	
<b>37-015</b>	Strike Frame Reinforcer, specify 37-015	
<b>XL11-820</b>	One hole for latching functions, RH & LHR doors Lip 1-3/16"	
<b>XL11-821</b>	One hole for latching functions, LH & RHR doors Lip 1-3/16"	
<b>XQ07-351-134</b>	Strike, ANSI, No Box, 1-1/4" x 4-7/8", 1-3/4" Lip Length	<b>Image not available</b>
<b>XQ03-494-134</b>	Strike, Square Corner, T-strike, Box, 1-1/8" x 2-3/4", 1-3/4" Lip	<b>Image not available</b>

**Note:** 33. XL11-820 & XL11-821 Extended lead time; contact customer service.

**Door Thickness**

<b>1-3/4"</b>	1-3/4"
<b>1-3/8"</b>	1-3/8" to 2-3/4", Shims included (Specify in 1/8" increments)

- Notes:**
- 34. Door Thickness Kits are available on page 226 to install a lock on a door that is thicker or thinner than 1-3/4". See AD-Series Parts guide for details. Locks cannot be installed on doors thicker than 2-3/4" or thinner than 1-3/8".
  - 35. Thin Door Shims are available on page 226 to install a lock on a door that is thinner than 1-3/4".
  - 36. Decorative Plates are used to cover exposed holes when retrofitting from existing locks to AD-Series locks. The size of plate required will vary based on the size and location of holes being covered. Retrofit information can be found at [www.schlage.com/support](http://www.schlage.com/support).
  - 37. If under the lock decorative plates are on both sides of device, then door will become 1/8" thicker. A Door Thickness Kit of an incremental 1/8" must be ordered to accommodate under the lock plates.

AD-SERIES

Networked

Standalone

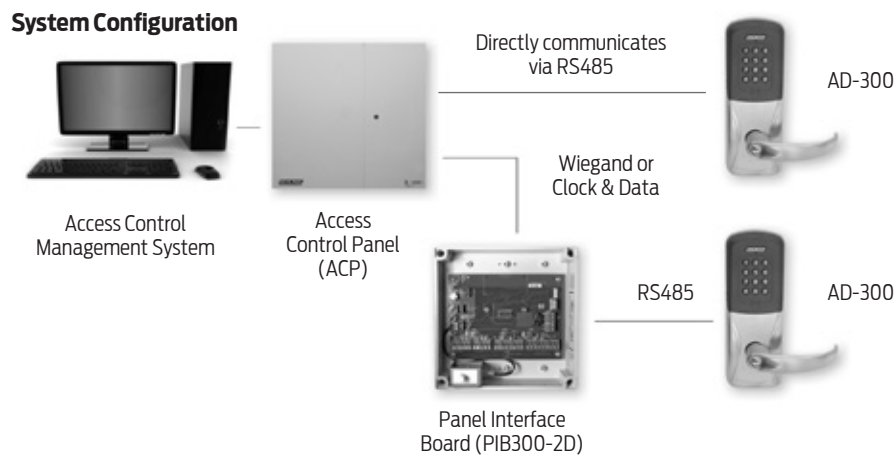
## System Architecture for AD-300 & AD-400

The AD-Series combines all the hardware components required at the door for a complete access control system into one integrated design to simplify installation. This includes the electrified lock, credential reader, request-to-exit and -enter sensors, door position switch, tamper guard and more.

The AD-Series is available with flexible hardwired and wireless networked options and can accommodate Wiegand, Clock & Data or RS485 connections to the access control panel or reader interface board.

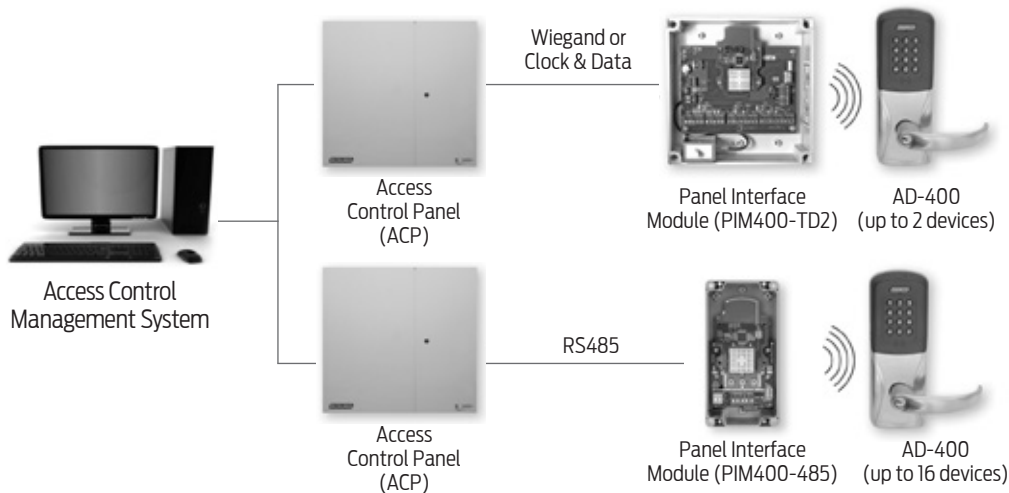
The following system configurations should be utilized as a guideline for specifying the AD-Series. Datasheets with technical specifications are available for download on [www.schlage.com/support](http://www.schlage.com/support). We suggest that you consult with your Access Control Provider to verify the specific features, functions and capabilities of the AD-Series.

### AD-300 Networked Hardwired Solution:



- Connections other than Wiegand or Clock & Data may incur an additional fee. Consult access control software provides for details.
- PIB300-2D required for Wiegand or Clock & Data connection; supports up to 2 AD-300 devices

### AD-400 Networked Wireless Solution:



- Connections other than Wiegand or Clock & Data may incur an additional fee. Consult access control software provides for details.
- PIM400-TD2 required for Wiegand or Clock & Data connection; supports up to 2 AD-400 devices
- If RS485 connection to other ACP is required, contact software provider

## System Architecture for AD-302 & AD-402

### FIPS 201 Overview


- Federal Government Standard for secure and reliable form of identification
- Mandated by Homeland Security Presidential Directive 12 (HSPD 12)
- Required for all Federal Government employees and contractors
- Mandates the type of Smart Card and Card Reader per application
- The WPR401 (wireless portable reader) is available for remote credential verification

In order to meet requirements, the AD-Series can either be:

- 1.) Sold as a complete unit with the FMK Multi-Technology + Keypad Reader
- 2.) Field upgraded to a FIPS 201-2 compliant solution by adding the FMK reader (sold separately) and by utilizing the most current firmware available.


### AD-302 Hardwired FIPS 201-2 compliant solution

- RS-485 or Wiegand communication to access control panel (ACP must be FIPS 201-2 compliant)
- FIPS 201-2 Multi-Technology Reader (FMK)



### AD-402 Wireless FIPS 201-2 compliant solution

- 900 MHz communication between lock and PIM400-TD2
- FIPS Multi-Technology Reader (FMK)
- Connections other than Wiegand or Clock & Data may incur an additional fee. Consult access control software provider for details.
- f RS485 connection to ACP is required, contact software provider





# AD-300 Networked Hardwired - Cylindrical



## 1-4. Select Chassis/Function Note: Locking function capabilities are determined by users access control system

<b>AD-300-CY-70*</b>	Classroom/Storeroom	<b>\$2,139.00</b>
<b>AD-300-CY-50*</b>	Office △	<b>\$2,149.00</b>
<b>AD-300-CY-40</b>	Privacy △	<b>\$2,149.00</b>
<b>AD-300-CY-60</b>	Apartment △	<b>\$2,149.00</b>

\* Less Door Position Switch, use suffix LDP. Deduct \$21.90

△ Requires RS485 connection to ACP. See page 99 for system diagram. Check with access control software provider to verify function is enabled.



AD-300-CY-70-MT



KP



MG



MGK



MS



MSK



MTK/SIK/FMK



MT/SI

## 5. Select Reader Note: Reflects list price adder to base keypad reader price of \$622.00.

<b>LLL</b>	Less Reader (For reader module accessories sold separately, See page 166)	<b>DEDUCT \$622.00</b>
<b>KP</b>	Keypad	<b>STANDARD</b>
<b>MS</b>	Magnetic Stripe (Swipe)	<b>\$116.00</b>
<b>MSK</b>	Magnetic Stripe (Swipe) + Keypad	<b>\$192.00</b>
<b>MG</b>	Magnetic Stripe (Insert)	<b>\$134.00</b>
<b>MGK</b>	Magnetic Stripe (Insert) + Keypad	<b>\$214.00</b>
<b>MT</b>	Multi-Technology   Proximity and Smart Card	<b>\$230.00</b>
<b>MTK</b>	Multi-Technology + Keypad   Proximity and Smart Card	<b>\$306.00</b>
<b>SI</b>	Smart Technology iClass Compatible Reader	<b>\$402.00</b>
<b>SIK</b>	Smart Technology iClass Compatible Reader + Keypad	<b>\$475.00</b>

FIPS 201-2 Compliant when applied with the FIPS Multi-Technology plus keypad reader module (FMK) and by utilizing the most current firmware available. See page 166 for the FMK reader module.

## 6. Select Lever\*

<b>LLL</b>	Less each lever	<b>DEDUCT \$25.80</b>
<b>Standard Options</b>	SPA (Sparta), RHO (Rhodes), ATH (Athens), TLR (Tubular), BRW, (Broadway), BRK (Boardwalk), LAT (Latitude), LON (Longitude)	<b>N/C</b>

\* Tactile Warning use 8AT for Athens, 8RO for Rhodes, 8SP for Sparta and 8TR for Tubular. \$55.00 per lever. Applied to exterior lever only unless otherwise specified. Not available with 643e finish.

## 7. Select Finish

<b>626</b>	Satin Chrome	<b>N/C</b>
<b>605</b>	Bright Brass	<b>\$147.00</b>
<b>606</b>	Satin Brass	<b>\$147.00</b>
<b>612</b>	Satin Bronze	<b>\$147.00</b>
<b>619</b>	Satin Nickel	<b>\$147.00</b>
<b>625</b>	Bright Chrome	<b>\$147.00</b>
<b>643e</b>	Aged Bronze	<b>\$147.00</b>
<b>626AM</b>	Satin Chrome Antimicrobial	<b>\$190.00</b>

## 8. Select Cylinder Type

<b>P6 ●△</b>	With Cylinder, Schlage- (Everest 29 S123, 6 Pin KIL standard)	<b>N/C</b>
<b>L</b>	Less Cylinder, Schlage, Falcon, 6 Pin KIL	<b>DEDUCT \$75.00</b>
<b>R ●□</b>	With Cylinder, Schlage 6-Pin (Everest 29 S123 standard) FSIC	<b>\$86.00</b>
<b>J</b>	Less Cylinder, Schlage, 6 Pin FSIC	<b>DEDUCT \$42.00</b>
<b>G ●□</b>	With Cylinder, Schlage 7-Pin (Everest 29R standard) (factory master keyed only) SFIC	<b>\$97.00</b>
<b>B</b>	Less Cylinder, Schlage, Falcon, Competitive OEM's, 7 Pin (SFIC)	<b>N/C</b>
<b>L SAR</b>	Less Cylinder, Sargent (10L + 11L), 6 Pin KIL (Only RHO, 8RO, SPA, 8SP, TLR, 8TR, ATH, 8AT lever styles)	<b>N/C</b>
<b>L CO6</b>	Less Cylinder, Corbin, 6 Pin KIL (Only RHO, 8RO, SPA, 8SP lever styles)	<b>N/C</b>
<b>J SAR</b>	Less Cylinder, Sargent 6300, 6 Pin FSIC	<b>N/C</b>
<b>J CO6</b>	Less Cylinder, Corbin 8000, 6 Pin FSIC	<b>N/C</b>
<b>J CO7</b>	Less Cylinder, Corbin 8000-7, 7 Pin FSIC, (Only RHO, 8RO, SPA, 8SP, TLR and 8TR)	<b>N/C</b>
<b>J MED</b>	Less Cylinder, Medeco 32*0201, 6 Pin FSIC (Only RHO, 8RO, SPA, 8SP lever styles)	<b>N/C</b>
<b>J YA6</b>	Less Cylinder, Yale 1210 or Medeco 31*0100, 6 Pin FSIC	<b>N/C</b>
<b>J YA7</b>	Less Cylinder, Yale 1220, 7 Pin FSIC (Only RHO, 8RO, SPA, 8SP lever styles)	<b>N/C</b>
<b>L FA7</b>	Less Cylinder, Falcon, 7 Pin, KIL (Only RHO, 8RO, SPA, 8SP lever styles)	<b>N/C</b>

● Master Keyed cylinders can be specified and will be shipped in lock packaging. For Master Keying System Summary form which should accompany the master keyed order, see page 285.

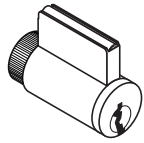
△ For Master Keying, additional line item 50-210 is required, \$23.30 each.

□ Control Keys for installation/removal of interchangeable cores are not furnished and must be ordered separate.

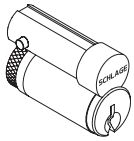
For additional assistance on Master Keying as well as restricted keyways please contact customer service.

Pricing/product description subject to change without notice.

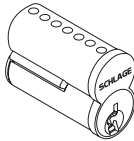
Full Cylinder  
P L L SAR LFA7



Full Size  
Interchangeable Core  
R J J SAR JCO6 JYA6  
JCO7



Small Format  
Interchangeable Core  
G B



**9. Select Keying Type**

Open Keyway Families: KIL or FSIC <sup>2</sup>		
<b>S123</b>	Everest 29 S (Key in Lever or FSIC)	<b>STANDARD</b>
<b>C123</b>	Everest C	<b>N/C</b>
<b>C/CE/E/EF/ F/ FG/ G</b>	Classic Obverse	<b>N/C</b>
Restricted Keyway Families: KIL or FSIC <sup>1,2</sup>		
<b>29 T</b>	Everest 29 T	<b>\$22.00</b>
<b>D</b>	Everest D	<b>\$22.00</b>
<b>Classic Restricted</b>	Quad, Numbered, Reverse	<b>\$22.00</b>
Restricted Keyway Families: SFIC <sup>3</sup>		
<b>29 R</b>	Everest 29 R	<b>N/C</b>
<b>B</b>	Everest B	<b>N/C</b>

<sup>1</sup> Everest Restricted Keyways require a Letter of Authorization to be submitted with the order. See sample Letter of Authorization, see page 297.  
<sup>2</sup> Full Size key systems (Everest 29 S & T, Everest C & D, Obverse & Quad) are available in Primus and Primus XP key system and must be ordered separately. Lock should be ordered less cylinder and Primus cylinder should be a separate line.  
<sup>3</sup> Master Keyed cylinders can be specified and will be shipped in lock packaging. For Master Keying System Summary form which should accompany the master keyed order, see page 285.

**10. Select Handing (Field Reversible)**

<b>RH</b>	Right Handed	<b>N/C</b>
<b>LH</b>	Left Handed	<b>N/C</b>
<b>RHR</b>	Right Handed Reverse	<b>N/C</b>
<b>LHR</b>	Left Handed Reverse	<b>N/C</b>

**11. Select Battery**

<b>Cover Only</b>	No batteries or holder	<b>STANDARD</b>
-------------------	------------------------	-----------------

**12. Select Backset & Latchbolt**

<b>LLL</b>	Less Latch	<b>DEDUCT \$40.30</b>
<b>13-247</b>	2-3/4" Backset, Deadlatch, Square corner, 1-1/8" x 2-1/4"	<b>STANDARD</b>
<b>14-049</b>	2-3/4" Backset, Deadlatch Anti-friction fire door latch, Square corner, 1-1/8" x 2-1/4", 3/4" throw	<b>\$213.00</b>
<b>14-051</b>	2-3/8" Backset, Deadlatch Square corner, 1-1/8" x 2-1/4"	<b>N/C</b>
<b>14-050</b>	3-3/4" Backset, Deadlatch Square corner, 1-1/8" x 2-1/4"	<b>\$12.50</b>
<b>43-001</b>	5" Backset extension link, Deadlatch	<b>\$39.20</b>
<b>39-030*</b>	Rabbeted latch and strike kit, 605 and 626 only	<b>\$68.60</b>

\* Adapts square corner latch and 2-3/4" square corner strike to 1/2" rabbeted door and frame.

**13. Select Strike Plate**

<b>LLL</b>	Less Strike Plate	<b>DEDUCT \$5.20</b>
<b>10-025</b>	1-3/16" Lip, ANSI, no box, 1-1/14" x 4-7/8"	<b>STANDARD</b>
<b>10-013*</b>	1-1/8" Lip, Square Corner, T-strike, box, 1-1/8" - 2-3/4"	<b>N/C</b>
<b>10-016</b>	1-1/8" Lip, Square Corner, T-strike, deep box, fire door latch	<b>N/C</b>
<b>K510-066</b>	Box for ANSI strike (Must be specific)	<b>N/C</b>

\* 1-1/2" Lip available, must specify 1-1/2" Lip \$8.80

**14. Select Door Thickness**

<b>134</b>	1-3/4"	<b>STANDARD</b>
<b>Example 138</b>	1-3/8" to 2-3/4", Shims included (Specify in 1/8" increments)	<b>\$69.60</b>

**15. Select Options**

<b>BAA</b>	BAA Compliant Product	<b>\$118.00</b>
------------	-----------------------	-----------------

BAA compliant products must have the cover letter On page 311 included with the order. Failure to use this cover letter will result in the customer receiving non-BAA compliant product with no recourse for an RMA or refund. BAA compliant product requires a longer lead time, please contact customer service for details.

**Notes:** 1) Connections other than Wiegand or Clock & Data may incur additional fee. Consult access control software provider for details.  
 2) Add PIB300-2D if Wiegand or Clock and Data connection to ACP is required. Sold Separately. See page 130 for details.  
 Accessories available, see pages 128-131.  
 Accessories include Panel Interface Board (PIB300-2D) Decorative Plates, US A-KIT, etc.  
 Credentials available, see pages 18-23.

Pricing/product description subject to change without notice.

# AD-300 Networked Hardwired - Mortise/Mortise Deadbolt



## 1-3. Select Chassis

<b>AD-300-MS</b>	Mortise	<b>\$2,450.00</b>
<b>AD-300-MD</b>	Mortise Deadbolt $\Delta$	<b>\$2,498.00</b>



AD-300-MS-70-MTK



KP



MG



MGK



MS



MSK



MT/SI



MTK/SIK/FMK

## 4. Select Function **Note:** Locking function capabilities are determined by users access control system

<b>70*</b>	Classroom/Storeroom (Not available on mortise deadbolt)	<b>STANDARD</b>
<b>50*</b>	Office $\Delta$ (Not available on mortise deadbolt)	<b>\$10.00</b>
<b>40</b>	Privacy $\Delta$ ■	<b>\$10.00</b>
<b>60</b>	Apartment $\Delta$ ■	<b>\$10.00</b>

\* Less Door Position Switch, use suffix LDP. Deduct \$21.90

$\Delta$  Requires RS485 connection to ACP. See page 99 for system diagram. Check with access control software provider to verify function is enabled.

■ Inside Push Button (IPB) only included with Mortise (MS) chassis. Mortise deadbolt (MD) chassis comes with LED indicator only. \$10 charge does not apply to mortise deadbolt (MD) chassis.

## 5. Select Reader **Note:** Reflects list price adder to base keypad reader price of \$622.00.

<b>LLL</b>	Less Reader (For reader module accessories sold separately, See page 166)	<b>DEDUCT \$622.00</b>
<b>KP</b>	Keypad	<b>STANDARD</b>
<b>MS</b>	Magnetic Stripe (Swipe)	<b>\$116.00</b>
<b>MSK</b>	Magnetic Stripe (Swipe) + Keypad	<b>\$192.00</b>
<b>MG</b>	Magnetic Stripe (Insert)	<b>\$134.00</b>
<b>MGK</b>	Magnetic Stripe (Insert) + Keypad	<b>\$214.00</b>
<b>MT</b>	Multi-Technology   Proximity and Smart Card	<b>\$230.00</b>
<b>MTK</b>	Multi-Technology + Keypad   Proximity and Smart Card	<b>\$306.00</b>
<b>SI</b>	Smart Technology iClass Compatible Reader	<b>\$402.00</b>
<b>SIK</b>	Smart Technology iClass Compatible Reader + Keypad	<b>\$475.00</b>

FIPS 201-2 Compliant when applied with the FIPS Multi-Technology plus keypad reader module (FMK) and by utilizing the most current firmware available. See page 166 for the FMK reader module.

## 6. Select Lever\*

<b>LLL</b>	Less interior and exterior levers	<b>DEDUCT \$75.20</b>
<b>Standard Options</b>	SPA (Sparta), RHO (Rhodes), ATH (Athens), TLR (Tubular), BRW, (Broadway), BRK (Boardwalk), LAT (Latitude), LON (Longitude)	<b>N/C</b>

\* Tactile Warning use 8AT for Athens, 8RO for Rhodes, 8SP for Sparta and 8TR for Tubular. \$55.00 per lever. Applied to exterior lever only unless otherwise specified. Not available with 643e finish.

## 7. Select Finish

<b>626</b>	Satin Chrome	<b>N/C</b>
<b>605</b>	Bright Brass	<b>\$147.00</b>
<b>606</b>	Satin Brass	<b>\$147.00</b>
<b>612</b>	Satin Bronze	<b>\$147.00</b>
<b>619</b>	Satin Nickel	<b>\$147.00</b>
<b>625</b>	Bright Chrome	<b>\$147.00</b>
<b>643e</b>	Aged Bronze	<b>\$147.00</b>
<b>626AM</b>	Satin Chrome Antimicrobial	<b>\$190.00</b>

## 8. Select Cylinder Type

<b>P6</b> ● $\Delta$	With Cylinder, Schlage- (Everest 29 S123, 6 Pin KIL standard)	<b>N/C</b>
<b>L</b>	Less Cylinder, Schlage, Falcon, 6 Pin KIL	<b>DEDUCT \$75.00</b>
<b>R</b> ● □	With Cylinder, Schlage 6-Pin (Everest 29 S123 standard) FSIC	<b>\$86.00</b>
<b>J</b>	Less Cylinder, Schlage, 6 Pin FSIC	<b>DEDUCT \$42.00</b>
<b>G</b> ● □	With Cylinder, Schlage 7-Pin (Everest 29R standard) (factory master keyed only) SFIC	<b>\$97.00</b>
<b>B</b>	Less Cylinder, Schlage, Falcon, Competitive OEM's, 7 Pin (SFIC)	<b>N/C</b>
<b>LSAR</b>	Less Cylinder, Sargent (10L + 11L), 6 Pin KIL (Only RHO, 8RO, SPA, 8SP, TLR, 8TR, ATH, 8AT lever styles)	<b>N/C</b>
<b>LC06</b>	Less Cylinder, Corbin, 6 Pin KIL (Only RHO, 8RO, SPA, 8SP lever styles)	<b>N/C</b>
<b>JSAR</b>	Less Cylinder, Sargent 6300, 6 Pin FSIC	<b>N/C</b>
<b>JC06</b>	Less Cylinder, Corbin 8000, 6 Pin FSIC	<b>N/C</b>
<b>JC07</b>	Less Cylinder, Corbin 8000-7, 7 Pin FSIC, (Only RHO, 8RO, SPA, 8SP, TLR and 8TR)	<b>N/C</b>
<b>JMED</b>	Less Cylinder, Medeco 32*0201, 6 Pin FSIC (Only RHO, 8RO, SPA, 8SP lever styles)	<b>N/C</b>
<b>JYA6</b>	Less Cylinder, Yale 1210 or Medeco 31*0100, 6 Pin FSIC	<b>N/C</b>
<b>JYA7</b>	Less Cylinder, Yale 1220, 7 Pin FSIC (Only RHO, 8RO, SPA, 8SP lever styles)	<b>N/C</b>
<b>LFA7</b>	Less Cylinder, Falcon, 7 Pin, KIL (Only RHO, 8RO, SPA, 8SP lever styles)	<b>N/C</b>

● Master Keyed cylinders can be specified and will be shipped in lock packaging. For Master Keying System Summary form which should accompany the master keyed order, see page 285.

$\Delta$  For Master Keying, additional line item 50-210 is required, \$23.30 each.

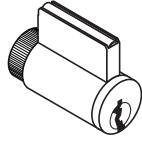
□ Control Keys for installation/removal of interchangeable cores are not furnished and must be ordered separate.

For additional assistance on Master Keying as well as restricted keyways please contact customer service.

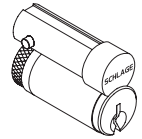
Pricing/product description subject to change without notice.



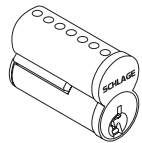
Full Cylinder  
P6 L L-SAR L-FA7



Full Size Interchangeable Core  
R J J SAR JCO6 JYA6 JCO7



Small Format Interchangeable Core  
G B



**9. Select Keying Type**

Open Keyway Families: KIL or FSIC <sup>2</sup>		
<b>S123</b>	Everest 29 S (Key in Lever or FSIC)	<b>STANDARD</b>
<b>C123</b>	Everest C	<b>N/C</b>
<b>C/CE/E/EF/ F/ FG/ G</b>	Classic Obverse	<b>N/C</b>
Restricted Keyway Families: KIL or FSIC <sup>1,2</sup>		
<b>29 T</b>	Everest 29 T	<b>\$22.00</b>
<b>D</b>	Everest D	<b>\$22.00</b>
<b>Classic Restricted</b>	Quad, Numbered, Reverse	<b>\$22.00</b>
Restricted Keyway Families: SFIC <sup>3</sup>		
<b>29 R</b>	Everest 29 R	<b>N/C</b>
<b>B</b>	Everest B	<b>N/C</b>

<sup>1</sup> Everest Restricted Keyways require a Letter of Authorization to be submitted with the order. See sample Letter of Authorization, see page 297.

<sup>2</sup> Full Size key systems (Everest 29 S & T, Everest C & D, Obverse & Quad) are available in Primus and Primus XP key system and must be ordered separately. Lock should be ordered less cylinder and Primus cylinder should be a separate line.

<sup>3</sup> Master Keyed cylinders can be specified and will be shipped in lock packaging. For Master Keying System Summary form which should accompany the master keyed order, see page 285.

**10. Select Handing (Field Reversible)**

<b>RH</b>	Right Handed	<b>N/C</b>
<b>LH</b>	Left Handed	<b>N/C</b>
<b>RHR</b>	Right Handed Reverse	<b>N/C</b>
<b>LHR</b>	Left Handed Reverse	<b>N/C</b>

**11. Select Battery**

<b>Cover Only</b>	No batteries or holder	<b>STANDARD</b>
-------------------	------------------------	-----------------

**12. Select Mortise Lock Armor Front**

<b>LLL</b>	Less Armor Front	<b>DEDUCT \$19.80</b>
<b>09-663</b>	1-1/4" Wide Square Corner, Latch for MS	<b>STANDARD</b>
<b>09-669</b>	1-1/16" Wide Square Corner, Latch, options for MS	<b>N/C</b>
<b>09-666</b>	1-1/4" Wide Square Corner, Latch x Deadbolt for MD	<b>STANDARD</b>
<b>09-672</b>	1-1/16" Wide Square Corner, Latch x Deadbolt, Options for MD	<b>N/C</b>

**13. Select Strike Plate**

<b>LLL</b>	Less Strike	<b>DEDUCT \$15.50</b>
<b>10-072</b>	1-1/4" x 4-7/8" Square Corner + box; 1-3/16" lip length	<b>STANDARD</b>
<b>10-072xx</b>	1-1/4" x 4-7/8" Square Corner + box; specify lip length (xx) as 1" or 1-1/2"	<b>N/C</b>
<b>10-072xx</b>	1-1/4" x 4-7/8" Square Corner + box; specify lip length (xx) as 1-3/4"	<b>\$36.90</b>
<b>10-075 ●</b>	1/2" Rabbeted	<b>\$126.00</b>
<b>37-015</b>	Strike Frame Reinforcer, specify 37-015	<b>N/C</b>

● For 1-3/4" thick doors, use wide armor front. For over 1-3/4" thick door extended equally (EE) use 1-1/4" wide armor front.

△ Extended leadtime, consult customer service.

**14. Select Door Thickness**

<b>134</b>	1-3/4"	<b>STANDARD</b>
<b>Example 138</b>	1-3/8" to 2-3/4", Shims included (Specify in 1/8" increments)	<b>\$69.60</b>

**15. Select Options**

<b>BAA</b>	BAA Compliant Product	<b>\$118.00</b>
------------	-----------------------	-----------------

BAA compliant products must have the cover letter On page 311 included with the order. Failure to use this cover letter will result in the customer receiving non-BAA compliant product with no recourse for an RMA or refund. BAA compliant product requires a longer lead time, please contact customer service for details.

**Notes:** 1) Connections other than Wiegand or Clock & Data may incur additional fee. Consult access control software provider for details.

2) Add PIB300-2D if Wiegand or Clock and Data connection to ACP is required. Sold Separately. See page 130 for details.

Accessories available, see pages 128-131.

Accessories include Panel Interface Board (PIB300-2D) Decorative Plates, US A-KIT, etc.

Credentials available, see pages 18-23.

Pricing/product description subject to change without notice.

# AD-300 Networked Hardwired - Exit Trim



## 1-3. Select Chassis/Trim Type *Note: See page 89 for exit device compatibility*

<b>AD-300-993R</b>	Exit Rim/Concealed Vertical Rod (Metal Door)/Concealed Vertical Cable (Metal Door)	<b>\$2,516.00</b>
<b>AD-300-993S</b>	Exit Surface Vertical Rod	<b>\$2,548.00</b>
<b>AD-300-993M</b>	Exit Mortise Lock	<b>\$2,548.00</b>

## 4. Select Function *Note: Locking function capabilities are determined by users access control system*

<b>70*</b>	Classroom/Storeroom	<b>STANDARD</b>
<b>50*</b>	Office △	<b>\$10.00</b>
<b>40</b>	Privacy △	<b>\$10.00</b>
<b>60</b>	Apartment △	<b>\$10.00</b>

\* Less Door Position Switch, use suffix LDP. Deduct \$20.90

△ Requires RS485 connection to ACP. See page 99 for system diagram. Check with access control software provider to verify function is enabled.

## 5. Select Reader *Note: Reflects list price adder to base keypad reader price of \$622.00.*

<b>LLL</b>	Less Reader (For reader module accessories sold separately, See page 166)	<b>DEDUCT \$622.00</b>
<b>KP</b>	Keypad	<b>STANDARD</b>
<b>MS</b>	Magnetic Stripe (Swipe)	<b>\$116.00</b>
<b>MSK</b>	Magnetic Stripe (Swipe) + Keypad	<b>\$192.00</b>
<b>MG</b>	Magnetic Stripe (Insert)	<b>\$134.00</b>
<b>MGK</b>	Magnetic Stripe (Insert) + Keypad	<b>\$214.00</b>
<b>MT</b>	Multi-Technology   Proximity and Smart Card	<b>\$230.00</b>
<b>MTK</b>	Multi-Technology + Keypad   Proximity and Smart Card	<b>\$306.00</b>
<b>SI</b>	Smart Technology iClass Compatible Reader	<b>\$402.00</b>
<b>SIK</b>	Smart Technology iClass Compatible Reader + Keypad	<b>\$475.00</b>

FIPS 201-2 Compliant when applied with the FIPS Multi-Technology plus keypad reader module (FMK) and by utilizing the most current firmware available. See page 166 for the FMK reader module.

## 6. Select Lever\*

<b>LLL</b>	Less interior and exterior levers	<b>DEDUCT \$25.80</b>
<b>Standard Options</b>	SPA (Sparta), RHO (Rhodes), ATH (Athens), TLR (Tubular), BRW, (Broadway), BRK (Boardwalk), LAT (Latitude), LON (Longitude)	<b>N/C</b>

\* Tactile Warning use BAT for Athens, 8RO for Rhodes, 8SP for Sparta and 8TR for Tubular. \$55.00 per lever. Applied to exterior lever only unless otherwise specified. Not available with 643e finish.

## 7. Select Finish

<b>626</b>	Satin Chrome	<b>N/C</b>
<b>605</b>	Bright Brass	<b>\$147.00</b>
<b>606</b>	Satin Brass	<b>\$147.00</b>
<b>612</b>	Satin Bronze	<b>\$147.00</b>
<b>619</b>	Satin Nickel	<b>\$147.00</b>
<b>625</b>	Bright Chrome	<b>\$147.00</b>
<b>643e</b>	Aged Bronze	<b>\$147.00</b>
<b>626AM</b>	Satin Chrome Antimicrobial	<b>\$190.00</b>

## 8. Select Cylinder Type

<b>P6</b> ●△	With Cylinder, Schlage- (Everest 29 S123, 6 Pin KIL standard)	<b>N/C</b>
<b>L</b>	Less Cylinder, Schlage, Falcon, 6 Pin KIL	<b>DEDUCT \$75.00</b>
<b>R</b> ●□	With Cylinder, Schlage 6-Pin (Everest 29 S123 standard) FSIC	<b>\$86.00</b>
<b>J</b>	Less Cylinder, Schlage, 6 Pin FSIC	<b>DEDUCT \$42.00</b>
<b>G</b> ●□	With Cylinder, Schlage 7-Pin (Everest 29R standard) (factory master keyed only) SFIC	<b>\$97.00</b>
<b>B</b>	Less Cylinder, Schlage, Falcon, Competitive OEM's, 7 Pin (SFIC)	<b>N/C</b>
<b>L SAR</b>	Less Cylinder, Sargent (10L + 11L), 6 Pin KIL (Only RHO, 8RO, SPA, 8SP, TLR, 8TR, ATH, 8AT lever styles)	<b>N/C</b>
<b>LC06</b>	Less Cylinder, Corbin, 6 Pin KIL (Only RHO, 8RO, SPA, 8SP lever styles)	<b>N/C</b>
<b>JSAR</b>	Less Cylinder, Sargent 6300, 6 Pin FSIC	<b>N/C</b>
<b>JC06</b>	Less Cylinder, Corbin 8000, 6 Pin FSIC	<b>N/C</b>
<b>JC07</b>	Less Cylinder, Corbin 8000-7, 7 Pin FSIC, (Only RHO, 8RO, SPA, 8SP, TLR and 8TR)	<b>N/C</b>
<b>JMED</b>	Less Cylinder, Medeco 32*0201, 6 Pin FSIC (Only RHO, 8RO, SPA, 8SP lever styles)	<b>N/C</b>
<b>JYA6</b>	Less Cylinder, Yale 1210 or Medeco 31*0100, 6 Pin FSIC	<b>N/C</b>
<b>JYA7</b>	Less Cylinder, Yale 1220, 7 Pin FSIC (Only RHO, 8RO, SPA, 8SP lever styles)	<b>N/C</b>
<b>LFA7</b>	Less Cylinder, Falcon, 7 Pin, KIL (Only RHO, 8RO, SPA, 8SP lever styles)	<b>N/C</b>

● Master Keyed cylinders can be specified and will be shipped in lock packaging. For Master Keying System Summary form which should accompany the master keyed order, see page 285.

△ For Master Keying, additional line item 50-210 is required, \$23.30 each.

□ Control Keys for installation/removal of interchangeable cores are not furnished and must be ordered separate.

For additional assistance on Master Keying as well as restricted keyways please contact customer service.

AD-SERIES

Networked

Standalone



AD-300-993R-70-MTK



MG



MGK



MS



MSK



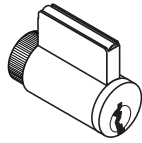
MT/SI



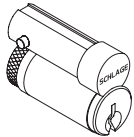
MTK/SIK/FMK

Pricing/product description subject to change without notice.

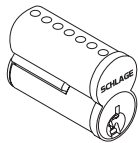
Full Cylinder  
P6 L L-SAR L-FA7



Full Size Interchangeable Core  
R J J SAR JCO6 JYA6 JCO7



Small Format Interchangeable Core  
G B



**9. Select Keying Type**

Open Keyway Families: KIL or FSIC <sup>2</sup>		
<b>S123</b>	Everest 29 S (Key in Lever or FSIC)	<b>STANDARD</b>
<b>C123</b>	Everest C	<b>N/C</b>
<b>C/CE/E/EF/ F/ FG/ G</b>	Classic Obverse	<b>N/C</b>
Restricted Keyway Families: KIL or FSIC <sup>1,2</sup>		
<b>29 T</b>	Everest 29 T	<b>\$22.00</b>
<b>D</b>	Everest D	<b>\$22.00</b>
<b>Classic Restricted</b>	Quad, Numbered, Reverse	<b>\$22.00</b>
Restricted Keyway Families: SFIC <sup>3</sup>		
<b>29 R</b>	Everest 29 R	<b>N/C</b>
<b>B</b>	Everest B	<b>N/C</b>

<sup>1</sup> Everest Restricted Keyways require a Letter of Authorization to be submitted with the order. See sample Letter of Authorization, see page 297.

<sup>2</sup> Full Size key systems (Everest 29 S & T, Everest C & D, Obverse & Quad) are available in Primus and Primus XP key system and must be ordered separately. Lock should be ordered less cylinder and Primus cylinder should be a separate line.

<sup>3</sup> Master Keyed cylinders can be specified and will be shipped in lock packaging. For Master Keying System Summary form which should accompany the master keyed order, see page 285.

**10. Select Handing (Field Reversible)**

<b>RHR</b>	Right Handed Reverse	<b>N/C</b>
<b>LHR</b>	Left Handed Reverse	<b>N/C</b>

**11. Select Battery**

<b>Cover Only</b>	No batteries or holder	<b>STANDARD</b>
-------------------	------------------------	-----------------

**12.-13. No Selection Required**

**14. Select Door Thickness**

<b>134</b>	1-3/4"	<b>STANDARD</b>
<b>Example 200</b>	1-3/4" to 2-3/4", (Specify in 1/8" increments)	<b>\$69.60</b>

**15. Select Options**

<b>LRX</b>	Less Von Duprin low current Request-To-Exit switch	<b>DEDUCT \$61.40</b>
<b>BAA</b>	BAA Compliant Product	<b>\$118.00</b>

BAA compliant products must have the cover letter On page 311 included with the order. Failure to use this cover letter will result in the customer receiving non-BAA compliant product with no recourse for an RMA or refund. BAA compliant product requires a longer lead time, please contact customer service for details.

AD-300 Exit Trim comes with a universal mounting plate and is compatible with Von Duprin Series 98/99, 98/99XP, 22/22F exit devices and Falcon 25 rim exit devices with proper low current Request-To-Exit switch (RX-LC). Concealed Vertical Rod and Concealed Vertical Cable trim on metal door only. **When Request-to-exit is required, the Von Duprin RX-LC switch (part #050281) or Falcon AE switch (part #650359) must be used or the Warranty is void.**

**Note:** AD-Series Non-Functioning "Dummy" Exit Trim now available. Please see pages 126-127 for details

**Notes:** 1) Connections other than Wiegand or Clock & Data may incur additional fee. Consult access control software provider for details.

2) Add PIB300-2D if Wiegand or Clock and Data connection to ACP is required. Sold Separately. See page 130 for details.

Accessories available, see pages 128-131.

Accessories include Panel Interface Board (PIB300-2D) Decorative Plates, US A-KIT, etc.

Credentials available, see pages 18-23.

### 1-4. Select Chassis/Function

Note: Locking function capabilities are determined by users access control system

<b>AD-302-CY-70*</b>	Classroom/Storeroom	<b>\$2,139.00</b>
<b>AD-302-CY-50*</b>	Office	<b>\$2,149.00</b>
<b>AD-302-CY-40</b>	Privacy△	<b>\$2,149.00</b>
<b>AD-302-CY-60</b>	Apartment△	<b>\$2,149.00</b>

\* Less Door Position Switch, use suffix LDP. Deduct \$65.00

△ Requires RS485 connection to ACP. See page 100 for system diagram. Check with Access Control software provider to verify function is enabled.



AD-302-CY-70-FMK

### 5. Select Reader

<b>FMK</b>	FIPS 201-2 Multi-Technology + Keypad   Proximity and Smart Card (PIV & PIV-I Card)	<b>\$557.00</b>
------------	--	-----------------

Note: The AD-300 lock can be field upgraded to a FIPS 201-2 compliant solution simply by adding the FMK reader (sold separately) and by using the most current firmware revision.

Note: Verify compatibility of PIV & PIV-I credentials with access control software provider.

### 6. Select Lever\*

<b>LLL</b>	Less each lever	<b>DEDUCT \$25.80</b>
<b>SPA</b>	Sparta	<b>N/C</b>
<b>RHO</b>	Rhodes	<b>N/C</b>
<b>ATH</b>	Athens	<b>N/C</b>
<b>TLR</b>	Tubular	<b>N/C</b>
<b>BRW</b>	Broadway	<b>N/C</b>
<b>BRK</b>	Boardwalk	<b>N/C</b>
<b>LAT</b>	Latitude	<b>N/C</b>
<b>LON</b>	Longitude	<b>N/C</b>

\* Tactile Warning use BAT for Athens, BRO for Rhodes, BSP for Sparta and BTR for Tubular. \$51.00 per lever. Applied to exterior lever only unless otherwise specified. Not available with 643e finish.

### 7. Select Finish

<b>626</b>	Satin Chrome	<b>N/C</b>
<b>605</b>	Bright Brass	<b>\$147.00</b>
<b>606</b>	Satin Brass	<b>\$147.00</b>
<b>612</b>	Satin Bronze	<b>\$147.00</b>
<b>619</b>	Satin Nickel	<b>\$147.00</b>
<b>625</b>	Bright Chrome	<b>\$147.00</b>
<b>643e</b>	Aged Bronze	<b>\$147.00</b>
<b>626AM</b>	Satin Chrome Antimicrobial	<b>\$190.00</b>

### 8. Select Cylinder Type

<b>P6</b> ●△	With Cylinder, Schlage- (Everest 29 S123, 6 Pin KIL standard)	<b>N/C</b>
<b>L</b>	Less Cylinder, Schlage, Falcon, 6 Pin KIL	<b>DEDUCT \$75.00</b>
<b>R</b> ●□	With Cylinder, Schlage 6-Pin (Everest 29 S123 standard) FSIC	<b>\$86.00</b>
<b>J</b>	Less Cylinder, Schlage, 6 Pin FSIC	<b>DEDUCT \$42.00</b>
<b>G</b> ●□	With Cylinder, Schlage 7-Pin (Everest 29R standard) (factory master keyed only) SFIC	<b>\$97.00</b>
<b>B</b>	Less Cylinder, Schlage, Falcon, Competitive OEM's, 7 Pin (SFIC)	<b>N/C</b>
<b>LSAR</b>	Less Cylinder, Sargent (10L + 11L), 6 Pin KIL (Only RHO, 8RO, SPA, 8SP, TLR, 8TR, ATH, BAT lever styles)	<b>N/C</b>
<b>LC06</b>	Less Cylinder, Corbin, 6 Pin KIL (Only RHO, 8RO, SPA, 8SP lever styles)	<b>N/C</b>
<b>JSAR</b>	Less Cylinder, Sargent 6300, 6 Pin FSIC	<b>N/C</b>
<b>JC06</b>	Less Cylinder, Corbin 8000, 6 Pin FSIC	<b>N/C</b>
<b>JC07</b>	Less Cylinder, Corbin 8000-7, 7 Pin FSIC, (Only RHO, 8RO, SPA, 8SP, TLR and 8TR)	<b>N/C</b>
<b>JMED</b>	Less Cylinder, Medeco 32*0201, 6 Pin FSIC (Only RHO, 8RO, SPA, 8SP lever styles)	<b>N/C</b>
<b>JYA6</b>	Less Cylinder, Yale 1210 or Medeco 31*0100, 6 Pin FSIC	<b>N/C</b>
<b>JYA7</b>	Less Cylinder, Yale 1220, 7 Pin FSIC (Only RHO, 8RO, SPA, 8SP lever styles)	<b>N/C</b>
<b>LFA7</b>	Less Cylinder, Falcon, 7 Pin, KIL (Only RHO, 8RO, SPA, 8SP lever styles)	<b>N/C</b>

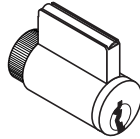
● Master Keyed cylinders can be specified and will be shipped in lock packaging. For Master Keying System Summary form which should accompany the master keyed order, see page 285.

△ For Master Keying, additional line item 50-210 is required, \$23.30 each.

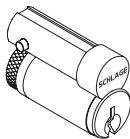
□ Control Keys for installation/removal of interchangeable cores are not furnished and must be ordered separate.

For additional assistance on Master Keying as well as restricted keyways please contact customer service.

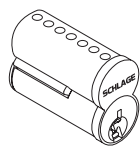
Full Cylinder  
P6 L L-SAR L-FA



Full Size Interchangeable Core  
R J J SAR JCO6 JYA6 JCO7



Small Format Interchangeable Core  
G B



**9. Select Keying Type**

Open Keyway Families: KIL or FSIC <sup>2</sup>		
<b>S123</b>	Everest 29 S (Key in Lever or FSIC)	<b>STANDARD</b>
<b>C123</b>	Everest C	<b>N/C</b>
<b>C/CE/E/EF/ F/ FG/ G</b>	Classic Obverse	<b>N/C</b>
Restricted Keyway Families: KIL or FSIC <sup>1,2</sup>		
<b>29 T</b>	Everest 29 T	<b>\$22.00</b>
<b>D</b>	Everest D	<b>\$22.00</b>
<b>Classic Restricted</b>	Quad, Numbered, Reverse	<b>\$22.00</b>
Restricted Keyway Families: SFIC <sup>3</sup>		
<b>29 R</b>	Everest 29 R	<b>N/C</b>
<b>B</b>	Everest B	<b>N/C</b>

<sup>1</sup> Everest Restricted Keyways require a Letter of Authorization to be submitted with the order. See sample Letter of Authorization, see page 297.  
<sup>2</sup> Full Size key systems (Everest 29 S & T, Everest C & D, Obverse & Quad) are available in Primus and Primus XP key system and must be ordered separately. Lock should be ordered less cylinder and Primus cylinder should be a separate line.  
<sup>3</sup> Master Keyed cylinders can be specified and will be shipped in lock packaging. For Master Keying System Summary form which should accompany the master keyed order, see page 285

**10. Select Handing (Field Reversible)**

<b>RH</b>	Right Handed	<b>N/C</b>
<b>LH</b>	Left Handed	<b>N/C</b>
<b>RHR</b>	Right Handed Reverse	<b>N/C</b>
<b>LHR</b>	Left Handed Reverse	<b>N/C</b>

**11. Select Battery**

<b>Cover Only</b>	No batteries or holder	<b>STANDARD</b>
-------------------	------------------------	-----------------

**12. Select Backset & Latchbolt**

<b>LLL</b>	Less Latch	<b>DEDUCT \$40.30</b>
<b>13-247</b>	2-3/4" Backset, Deadlatch, Square corner, 1-1/8" x 2-1/4"	<b>STANDARD</b>
<b>14-049</b>	2-3/4" Backset, Deadlatch Anti-friction fire door latch, Square corner, 1-1/8" x 2-1/4", 3/4" throw	<b>\$213.00</b>
<b>14-051</b>	2-3/8" Backset, Deadlatch Square corner, 1-1/8" x 2-1/4"	<b>N/C</b>
<b>14-050</b>	3-3/4" Backset, Deadlatch Square corner, 1-1/8" x 2-1/4"	<b>\$12.50</b>
<b>43-001</b>	5" Backset extension link, Deadlatch	<b>\$39.20</b>
<b>39-030*</b>	Rabbeted latch and strike kit, 605 and 626 only	<b>\$68.60</b>

\* Adapts square corner latch and 2-3/4" square corner strike to 1/2" rabbeted door and frame.

**13. Select Strike Plate**

<b>LLL</b>	Less Strike Plate	<b>DEDUCT \$5.20</b>
<b>10-025</b>	1-3/16" Lip, ANSI, no box, 1-1/14" x 4-7/8"	<b>STANDARD</b>
<b>10-013**</b>	1-1/8" Lip, Square Corner, T-strike, box, 1-1/8" - 2-3/4"	<b>N/C</b>
<b>10-016</b>	1-1/8" Lip, Square Corner, T-strike, deep box, fire door latch	<b>N/C</b>
<b>K510-066</b>	Box for ANSI strike (Must be specific)	<b>N/C</b>

\*\* 1-1/2" Lip available, must specify 1-1/2" Lip \$8.30

**14. Select Door Thickness**

<b>134</b>	1-3/4"	<b>STANDARD</b>
<b>Example 138</b>	1-3/8" to 2-3/4", Shims included (Specify in 1/8" increments)	<b>\$69.60</b>

**15. Select Options**

<b>BAA</b>	BAA Compliant Product	<b>\$118.00</b>
------------	-----------------------	-----------------

BAA compliant products must have the cover letter On page 311 included with the order. Failure to use this cover letter will result in the customer receiving non-BAA compliant product with no recourse for an RMA or refund. BAA compliant product requires a longer lead time, please contact customer service for details.

**Notes:** 1) Connections other than Wiegand or Clock & Data may incur additional fee. Consult access control software provider for details.  
 2) Add PIB300-2D if Wiegand or Clock and Data connection to ACP is required. Sold Separately. See page 130 for details.  
 Standard accessories available, see pages 128-131.  
 Standard accessories sold separately include Decorative Plates, SUS A-KIT, Dry Contact Board (RLBD), etc.

Pricing/product description subject to change without notice.



**1-3. Select Chassis**

<b>AD-302-MS</b>	Mortise	<b>\$2,457.00</b>
<b>AD-302-MD</b>	Mortise Deadbolt $\Delta$	<b>\$2,498.00</b>



AD-302-MS-70-FMK

**4. Select Function**

**Note:** Locking function capabilities are determined by users access control system

<b>70*</b>	Classroom/Storeroom (Not available on mortise deadbolt)	<b>STANDARD</b>
<b>50*</b>	Office $\Delta$ (Not available on mortise deadbolt)	<b>\$10.00</b>
<b>40</b>	Privacy $\Delta$ $\square$	<b>\$10.00</b>
<b>60</b>	Apartment $\Delta$ $\square$	<b>\$10.00</b>

\* Less Door Position Switch, use suffix LDP. Deduct \$21.90

$\Delta$  Requires RS485 connection to ACP. See page 100 for system diagram. Check with access control software provider to verify function is enabled.

$\square$  Inside Push Button (IPB) only included with Mortise (MS) chassis. Mortise deadbolt (MD) chassis comes with LED indicator only. \$10 charge does not apply to mortise deadbolt (MD) chassis.

**5. Select Reader**

<b>FMK</b>	FIPS 201-2 Multi-Technology + Keypad   Proximity and Smart Card (PIV & PIV-I Card)	<b>\$557.00</b>
------------	--	-----------------

**Note:** The AD-300 lock can be field upgraded to a FIPS 201-2 compliant solution simply by adding the FMK reader (sold separately) and by using the most current firmware revision.

**Note:** Verify compatibility of PIV & PIV-I credentials with access control software provider.

**6. Select Lever\***

<b>LLL</b>	Less interior and exterior levers	<b>DEDUCT \$75.20</b>
<b>SPA</b>	Sparta	<b>N/C</b>
<b>RHO</b>	Rhodes	<b>N/C</b>
<b>ATH</b>	Athens	<b>N/C</b>
<b>TLR</b>	Tubular	<b>N/C</b>
<b>BRW</b>	Broadway	<b>N/C</b>
<b>BRK</b>	Boardwalk	<b>N/C</b>
<b>LAT</b>	Latitude	<b>N/C</b>
<b>LON</b>	Longitude	<b>N/C</b>

\* Tactile Warning use 8AT for Athens, 8RO for Rhodes, 8SP for Sparta and 8TR for Tubular. \$55.00 per lever. Applied to exterior lever only unless otherwise specified. Not available with 643e finish.

**7. Select Finish**

<b>626</b>	Satin Chrome	<b>N/C</b>
<b>605</b>	Bright Brass	<b>\$147.00</b>
<b>606</b>	Satin Brass	<b>\$147.00</b>
<b>612</b>	Satin Bronze	<b>\$147.00</b>
<b>619</b>	Satin Nickel	<b>\$147.00</b>
<b>625</b>	Bright Chrome	<b>\$147.00</b>
<b>643e</b>	Aged Bronze	<b>\$147.00</b>
<b>626AM</b>	Satin Chrome Antimicrobial	<b>\$190.00</b>

**8. Select Cylinder Type**

<b>P6</b> ● $\Delta$	With Cylinder, Schlage- (Everest 29 S123, 6 Pin KIL standard)	<b>N/C</b>
<b>L</b>	Less Cylinder, Schlage, Falcon, 6 Pin KIL	<b>DEDUCT \$75.00</b>
<b>R</b> ● $\square$	With Cylinder, Schlage 6-Pin (Everest 29 S123 standard) FSIC	<b>\$86.00</b>
<b>J</b>	Less Cylinder, Schlage, 6 Pin FSIC	<b>DEDUCT \$42.00</b>
<b>G</b> ● $\square$	With Cylinder, Schlage 7-Pin (Everest 29R standard) (factory master keyed only) SFIC	<b>\$97.00</b>
<b>B</b>	Less Cylinder, Schlage, Falcon, Competitive OEM's, 7 Pin (SFIC)	<b>N/C</b>
<b>L SAR</b>	Less Cylinder, Sargent (10L + 11L), 6 Pin KIL (Only RHO, 8RO, SPA, 8SP, TLR, 8TR, ATH, 8AT lever styles)	<b>N/C</b>
<b>L CO6</b>	Less Cylinder, Corbin, 6 Pin KIL (Only RHO, 8RO, SPA, 8SP lever styles)	<b>N/C</b>
<b>J SAR</b>	Less Cylinder, Sargent 6300, 6 Pin FSIC	<b>N/C</b>
<b>J CO6</b>	Less Cylinder, Corbin 8000, 6 Pin FSIC	<b>N/C</b>
<b>J CO7</b>	Less Cylinder, Corbin 8000-7, 7 Pin FSIC, (Only RHO, 8RO, SPA, 8SP, TLR and 8TR)	<b>N/C</b>
<b>J MED</b>	Less Cylinder, Medeco 32*0201, 6 Pin FSIC (Only RHO, 8RO, SPA, 8SP lever styles)	<b>N/C</b>
<b>J YA6</b>	Less Cylinder, Yale 1210 or Medeco 31*0100, 6 Pin FSIC	<b>N/C</b>
<b>J YA7</b>	Less Cylinder, Yale 1220, 7 Pin FSIC (Only RHO, 8RO, SPA, 8SP lever styles)	<b>N/C</b>
<b>L FA7</b>	Less Cylinder, Falcon, 7 Pin, KIL (Only RHO, 8RO, SPA, 8SP lever styles)	<b>N/C</b>

● Master Keyed cylinders can be specified and will be shipped in lock packaging. For Master Keying System Summary form which should accompany the master keyed order, see page 285.

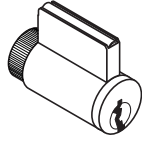
$\Delta$  For Master Keying, additional line item 50-210 is required, \$23.30 each.

$\square$  Control Keys for installation/removal of interchangeable cores are not furnished and must be ordered separate.

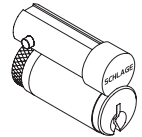
For additional assistance on Master Keying as well as restricted keyways please contact customer service.

Pricing/product description subject to change without notice.

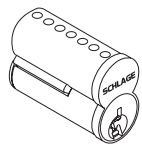
Full Cylinder  
P6 L L-SAR L-FA



Full Size Interchangeable Core  
R J J SAR JCO6 JYA6 JCO7



Small Format Interchangeable Core  
G B



**9. Select Keying Type**

Open Keyway Families: KIL or FSIC <sup>2</sup>		
<b>S123</b>	Everest 29 S (Key in Lever or FSIC)	<b>STANDARD</b>
<b>C123</b>	Everest C	<b>N/C</b>
<b>C/CE/E/EF/ F/ FG/ G</b>	Classic Obverse	<b>N/C</b>
Restricted Keyway Families: KIL or FSIC <sup>1,2</sup>		
<b>29 T</b>	Everest 29 T	<b>\$22.00</b>
<b>D</b>	Everest D	<b>\$22.00</b>
<b>Classic Restricted</b>	Quad, Numbered, Reverse	<b>\$22.00</b>
Restricted Keyway Families: SFIC <sup>3</sup>		
<b>29 R</b>	Everest 29 R	<b>N/C</b>
<b>B</b>	Everest B	<b>N/C</b>

<sup>1</sup> Everest Restricted Keyways require a Letter of Authorization to be submitted with the order. See sample Letter of Authorization, see page 297.

<sup>2</sup> Full Size key systems (Everest 29 S & T, Everest C & D, Obverse & Quad) are available in Primus and Primus XP key system and must be ordered separately. Lock should be ordered less cylinder and Primus cylinder should be a separate line.

<sup>3</sup> Master Keyed cylinders can be specified and will be shipped in lock packaging. For Master Keying System Summary form which should accompany the master keyed order, see page 285.

**10. Select Handing (Field Reversible)**

<b>RH</b>	Right Handed	<b>N/C</b>
<b>LH</b>	Left Handed	<b>N/C</b>
<b>RHR</b>	Right Handed Reverse	<b>N/C</b>
<b>LHR</b>	Left Handed Reverse	<b>N/C</b>

**11. Select Battery**

<b>Cover Only</b>	No batteries or holder	<b>STANDARD</b>
-------------------	------------------------	-----------------

**12. Select Mortise Lock Armor Front**

<b>LLL</b>	Less Armor Front	<b>DEDUCT \$19.80</b>
<b>09-663</b>	1-1/4" Wide Square Corner, Latch for MS	<b>STANDARD</b>
<b>09-669</b>	1-1/16" Wide Square Corner, Latch, options for MS	<b>N/C</b>
<b>09-666</b>	1-1/4" Wide Square Corner, Latch x Deadbolt for MD	<b>STANDARD</b>
<b>09-672</b>	1-1/16" Wide Square Corner, Latch x Deadbolt, Options for MD	<b>N/C</b>

**13. Select Strike Plate**

<b>LLL</b>	Less Strike	<b>DEDUCT \$15.50</b>
<b>10-072</b>	1-1/4" x 4-7/8" Square Corner + box; 1-3/16" lip length	<b>STANDARD</b>
<b>10-072xx</b>	1-1/4" x 4-7/8" Square Corner + box; specify lip length (xx) as 1" or 1-1/2"	<b>N/C</b>
<b>10-072xx</b>	1-1/4" x 4-7/8" Square Corner + box; specify lip length (xx) as 1-3/4"	<b>\$36.90</b>
<b>10-075 ●</b>	1/2" Rabbeted	<b>\$126.00</b>
<b>37-015</b>	Strike Frame Reinforcer, specify 37-015	<b>N/C</b>

● For 1-3/4" thick doors, use wide armor front. For over 1-3/4" thick door extended equally (EE) use 1-1/4" wide armor front.

△ Extended leadtime, consult customer service.

**14. Select Door Thickness**

<b>134</b>	1-3/4"	<b>STANDARD</b>
<b>Example 138</b>	1-3/8" to 2-3/4", Shims included (Specify in 1/8" increments)	<b>\$69.60</b>

**15. Select Options**

<b>BAA</b>	BAA Compliant Product	<b>\$118.00</b>
------------	-----------------------	-----------------

BAA compliant products must have the cover letter On page 311 included with the order. Failure to use this cover letter will result in the customer receiving non-BAA compliant product with no recourse for an RMA or refund. BAA compliant product requires a longer lead time, please contact customer service for details.

**Notes:** 1) Connections other than Wiegand or Clock & Data may incur additional fee. Consult access control software provider for details.  
2) Add PIB300-2D if Wiegand or Clock and Data connection to ACP is required. Sold Separately. See page 130 for details.

Standard accessories available, see pages 128-131.

Standard accessories sold separately include Decorative Plates, SUS A-KIT, Dry Contact Board (RLBD), etc.

Pricing/product description subject to change without notice.

1-3. Select Chassis/Exit Trim Type\*

<b>AD-302-993R</b>	Exit Rim/ <sup>†</sup> Concealed Vertical Rod/ <sup>†</sup> Concealed Vertical Cable	<b>\$2,516.00</b>
<b>AD-302-993S</b>	Exit Surface Vertical Rod	<b>\$2,548.00</b>
<b>AD-302-993M</b>	Exit Mortise Lock	<b>\$2,548.00</b>

\* See page 89 for exit device compatibility. <sup>†</sup> Metal door only.



AD-302-993R-70-FMK

4. Select Function Note: Locking function capabilities are determined by users access control system

<b>70*</b>	Classroom/Storeroom	<b>STANDARD</b>
<b>50*</b>	Office △	<b>\$10.00</b>
<b>40</b>	Privacy △	<b>\$10.00</b>
<b>60</b>	Apartment △	<b>\$10.00</b>

\* Less Door Position Switch, use suffix LDP. Deduct \$21.50

△ Requires RS485 connection to ACP. See page 100 for system diagram. Ensure function is enabled through access control software provider.

5. Select Reader

<b>FMK</b>	FIPS 201-2 Multi-Technology + Keypad   Proximity and Smart Card (PIV & PIV-I Card)	<b>\$557.00</b>
------------	--	-----------------

Note: The AD-300 lock can be field upgraded to a FIPS 201-2 compliant solution simply by adding the FMK reader (sold separately) and by using the most current firmware revision.

Note: Verify compatibility of PIV & PIV-I credentials with access control software provider.

6. Select Lever\*

<b>LLL</b>	Less interior and exterior levers	<b>DEDUCT \$25.80</b>
<b>SPA</b>	Sparta	<b>N/C</b>
<b>RHO</b>	Rhodes	<b>N/C</b>
<b>ATH</b>	Athens	<b>N/C</b>
<b>TLR</b>	Tubular	<b>N/C</b>
<b>BRW</b>	Broadway	<b>N/C</b>
<b>BRK</b>	Boardwalk	<b>N/C</b>
<b>LAT</b>	Latitude	<b>N/C</b>
<b>LON</b>	Longitude	<b>N/C</b>

\* Tactile Warning use BAT for Athens, BRO for Rhodes, BSP for Sparta and BTR for Tubular. \$51.00 per lever. Applied to exterior lever only unless otherwise specified. Not available with 643e finish.

7. Select Finish

<b>626</b>	Satin Chrome	<b>N/C</b>
<b>605</b>	Bright Brass	<b>\$147.00</b>
<b>606</b>	Satin Brass	<b>\$147.00</b>
<b>612</b>	Satin Bronze	<b>\$147.00</b>
<b>619</b>	Satin Nickel	<b>\$147.00</b>
<b>625</b>	Bright Chrome	<b>\$147.00</b>
<b>643e</b>	Aged Bronze	<b>\$147.00</b>
<b>626AM</b>	Satin Chrome Antimicrobial	<b>\$190.00</b>

8. Select Cylinder Type

<b>P6</b> ●△	With Cylinder, Schlage- (Everest 29 S123, 6 Pin KIL standard)	<b>N/C</b>
<b>L</b>	Less Cylinder, Schlage, Falcon, 6 Pin KIL	<b>DEDUCT \$75.00</b>
<b>R</b> ●□	With Cylinder, Schlage 6-Pin (Everest 29 S123 standard) FSIC	<b>\$86.00</b>
<b>J</b>	Less Cylinder, Schlage, 6 Pin FSIC	<b>DEDUCT \$42.00</b>
<b>G</b> ●□	With Cylinder, Schlage 7-Pin (Everest 29R standard) (factory master keyed only) SFIC	<b>\$97.00</b>
<b>B</b>	Less Cylinder, Schlage, Falcon, Competitive OEM's, 7 Pin (SFIC)	<b>N/C</b>
<b>LSAR</b>	Less Cylinder, Sargent (10L + 11L), 6 Pin KIL (Only RHO, 8RO, SPA, 8SP, TLR, 8TR, ATH, 8AT lever styles)	<b>N/C</b>
<b>LC06</b>	Less Cylinder, Corbin, 6 Pin KIL (Only RHO, 8RO, SPA, 8SP lever styles)	<b>N/C</b>
<b>JSAR</b>	Less Cylinder, Sargent 6300, 6 Pin FSIC	<b>N/C</b>
<b>JC06</b>	Less Cylinder, Corbin 8000, 6 Pin FSIC	<b>N/C</b>
<b>JC07</b>	Less Cylinder, Corbin 8000-7, 7 Pin FSIC, (Only RHO, 8RO, SPA, 8SP, TLR and 8TR)	<b>N/C</b>
<b>JMED</b>	Less Cylinder, Medeco 32*0201, 6 Pin FSIC (Only RHO, 8RO, SPA, 8SP lever styles)	<b>N/C</b>
<b>JYA6</b>	Less Cylinder, Yale 1210 or Medeco 31*0100, 6 Pin FSIC	<b>N/C</b>
<b>JYA7</b>	Less Cylinder, Yale 1220, 7 Pin FSIC (Only RHO, 8RO, SPA, 8SP lever styles)	<b>N/C</b>
<b>LFA7</b>	Less Cylinder, Falcon, 7 Pin, KIL (Only RHO, 8RO, SPA, 8SP lever styles)	<b>N/C</b>

● Master Keyed cylinders can be specified and will be shipped in lock packaging. For Master Keying System Summary form which should accompany the master keyed order, see page 285.

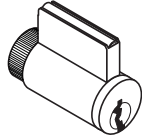
△ For Master Keying, additional line item 50-210 is required, \$22.70 each.

□ Control Keys for installation/removal of interchangeable cores are not furnished and must be ordered separate.

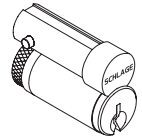
For additional assistance on Master Keying as well as restricted keyways please contact customer service.



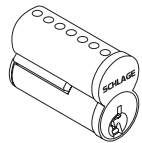
Full Cylinder  
P6 L L-SAR L-FA



Full Size Interchangeable Core  
R J J SAR JCO6 JYA6 JCO7



Small Format Interchangeable Core  
G B



**9. Select Keying Type**

Open Keyway Families: KIL or FSIC <sup>2</sup>		
<b>S123</b>	Everest 29 S (Key in Lever or FSIC)	<b>STANDARD</b>
<b>C123</b>	Everest C	<b>N/C</b>
<b>C/CE/E/EF/ F/ FG/ G</b>	Classic Obverse	<b>N/C</b>
Restricted Keyway Families: KIL or FSIC <sup>1,2</sup>		
<b>29 T</b>	Everest 29 T	<b>\$22.00</b>
<b>D</b>	Everest D	<b>\$22.00</b>
<b>Classic Restricted</b>	Quad, Numbered, Reverse	<b>\$22.00</b>
Restricted Keyway Families: SFIC <sup>3</sup>		
<b>29 R</b>	Everest 29 R	<b>N/C</b>
<b>B</b>	Everest B	<b>N/C</b>

<sup>1</sup> Everest Restricted Keyways require a Letter of Authorization to be submitted with the order. See sample Letter of Authorization, see page 297.  
<sup>2</sup> Full Size key systems (Everest 29 S & T, Everest C & D, Obverse & Quad) are available in Primus and Primus XP key system and must be ordered separately. Lock should be ordered less cylinder and Primus cylinder should be a separate line.  
<sup>3</sup> Master Keyed cylinders can be specified and will be shipped in lock packaging. For Master Keying System Summary form which should accompany the master keyed order, see page 285

**10. Select Handing (Field Reversible)**

<b>RHR</b>	Right Handed Reverse	<b>N/C</b>
<b>LHR</b>	Left Handed Reverse	<b>N/C</b>

**11. Select Battery**

<b>Cover Only</b>	No batteries or holder	<b>STANDARD</b>
-------------------	------------------------	-----------------

**12. -13. No Selection Required**

**14. Select Door Thickness**

<b>134</b>	1-3/4"	<b>STANDARD</b>
<b>Example 200</b>	1-3/4" to 2-3/4", (Specify in 1/8" increments)	<b>\$69.60</b>

**15. Select Options**

<b>LRX</b>	Less Von Duprin low current Request-To-Exit switch	<b>DEDUCT \$61.40</b>
<b>BAA</b>	BAA Compliant Product	<b>\$118.00</b>

BAA compliant products must have the cover letter On page 311 included with the order. Failure to use this cover letter will result in the customer receiving non-BAA compliant product with no recourse for an RMA or refund. BAA compliant product requires a longer lead time, please contact customer service for details.

AD-302 Exit Trim comes with a universal mounting plate and is compatible with Von Duprin Series 98/99, 98/99XP, 22/22F exit devices and Falcon 25 rim exit devices . RX-LC switch is included unless lock is ordered as LRX, Less Request to Exit switch. Please specify if Von Duprin or Falcon RX-LC switch is required. Concealed Vertical Rod and Concealed Vertical Cable trim on metal door only. **When Request-to-exit is required, the Von Duprin RX-LC switch (part #050281) or Falcon AE switch (part #650359) must be used or the Warranty is void.**

**Notes:** 1) Connections other than Wiegand or Clock & Data may incur additional fee. Consult access control software provider for details.  
 2) Add PIB300-2D if Wiegand or Clock and Data connection to ACP is required. Sold Separately. See page 130 for details.

Standard accessories available, see pages 128-131.  
 Standard accessories sold separately include Decorative Plates, SUS A KIT, Dry Contact Board (RLBD), etc.

# AD-400 Networked Wireless - Cylindrical



## 1-4. Select Chassis/Function *Note: Locking function capabilities are determined by users access control system*

<b>AD-400-CY-70*</b>	Classroom/Storeroom	<b>\$2,384.00</b>
<b>AD-400-CY-50*</b>	Office	<b>\$2,394.00</b>
<b>AD-400-CY-40</b>	Privacy△	<b>\$2,394.00</b>
<b>AD-400-CY-60</b>	Apartment△	<b>\$2,394.00</b>

\* Less Door Position Switch, use suffix LDP. Deduct \$21.90

△ Requires RS485 connection to ACP. See page 99 for system diagram. Check with access control software provider to verify function is enabled.



AD-400-CY-70-MG



KP



MGK



MS



MSK



MT/SI



MTK/SIK/FMK

## 5. Select Reader *Note: Reflects list price adder to base keypad reader price of \$622.00.*

<b>LLL</b>	Less Reader (For reader module accessories sold separately, See page 166)	<b>DEDUCT \$622.00</b>
<b>KP</b>	Keypad	<b>STANDARD</b>
<b>MS</b>	Magnetic Stripe (Swipe)	<b>\$116.00</b>
<b>MSK</b>	Magnetic Stripe (Swipe) + Keypad	<b>\$192.00</b>
<b>MG</b>	Magnetic Stripe (Insert)	<b>\$134.00</b>
<b>MGK</b>	Magnetic Stripe (Insert) + Keypad	<b>\$214.00</b>
<b>MT</b>	Multi-Technology   Proximity and Smart Card	<b>\$230.00</b>
<b>MTK</b>	Multi-Technology + Keypad   Proximity and Smart Card	<b>\$306.00</b>
<b>SI</b>	Smart Technology iClass Compatible Reader	<b>\$402.00</b>
<b>SIK</b>	Smart Technology iClass Compatible Reader + Keypad	<b>\$475.00</b>

FIPS 201-2 Compliant when applied with the FIPS Multi-Technology plus keypad reader module (FMK) and by utilizing the most current firmware available. See page 166 for the FMK reader module.

## 6. Select Lever\*

<b>LLL</b>	Less each lever	<b>DEDUCT \$25.80</b>
<b>Standard Options</b>	SPA (Sparta), RHO (Rhodes), ATH (Athens), TLR (Tubular), BRW, (Broadway), BRK (Boardwalk), LAT (Latitude), LON (Longitude)	<b>N/C</b>

\* Tactile Warning use BAT for Athens, 8RO for Rhodes, 8SP for Sparta and 8TR for Tubular. \$55.00 per lever. Applied to exterior lever only unless otherwise specified. Not available with 643e finish.

## 7. Select Finish

<b>626</b>	Satin Chrome	<b>N/C</b>
<b>605</b>	Bright Brass	<b>\$147.00</b>
<b>606</b>	Satin Brass	<b>\$147.00</b>
<b>612</b>	Satin Bronze	<b>\$147.00</b>
<b>619</b>	Satin Nickel	<b>\$147.00</b>
<b>625</b>	Bright Chrome	<b>\$147.00</b>
<b>643e</b>	Aged Bronze	<b>\$147.00</b>
<b>626AM</b>	Satin Chrome Antimicrobial	<b>\$190.00</b>

## 8. Select Cylinder Type

<b>P6 ●△</b>	With Cylinder, Schlage- (Everest 29 S123, 6 Pin KIL standard)	<b>N/C</b>
<b>L</b>	Less Cylinder, Schlage, Falcon, 6 Pin KIL	<b>DEDUCT \$75.00</b>
<b>R ●□</b>	With Cylinder, Schlage 6-Pin (Everest 29 S123 standard) FSIC	<b>\$86.00</b>
<b>J</b>	Less Cylinder, Schlage, 6 Pin FSIC	<b>DEDUCT \$42.00</b>
<b>G ●□</b>	With Cylinder, Schlage 7-Pin (Everest 29R standard) (factory master keyed only) SFIC	<b>\$97.00</b>
<b>B</b>	Less Cylinder, Schlage, Falcon, Competitive OEM's, 7 Pin (SFIC)	<b>N/C</b>
<b>L SAR</b>	Less Cylinder, Sargent (10L + 11L), 6 Pin KIL (Only RHO, 8RO, SPA, 8SP, TLR, 8TR, ATH, BAT lever styles)	<b>N/C</b>
<b>L CO6</b>	Less Cylinder, Corbin, 6 Pin KIL (Only RHO, 8RO, SPA, 8SP lever styles)	<b>N/C</b>
<b>J SAR</b>	Less Cylinder, Sargent 6300, 6 Pin FSIC	<b>N/C</b>
<b>J CO6</b>	Less Cylinder, Corbin 8000, 6 Pin FSIC	<b>N/C</b>
<b>J CO7</b>	Less Cylinder, Corbin 8000-7, 7 Pin FSIC, (Only RHO, 8RO, SPA, 8SP, TLR and 8TR)	<b>N/C</b>
<b>J MED</b>	Less Cylinder, Medeco 32*0201, 6 Pin FSIC (Only RHO, 8RO, SPA, 8SP lever styles)	<b>N/C</b>
<b>J YA6</b>	Less Cylinder, Yale 1210 or Medeco 31*0100, 6 Pin FSIC	<b>N/C</b>
<b>J YA7</b>	Less Cylinder, Yale 1220, 7 Pin FSIC (Only RHO, 8RO, SPA, 8SP lever styles)	<b>N/C</b>
<b>L FA7</b>	Less Cylinder, Falcon, 7 Pin, KIL (Only RHO, 8RO, SPA, 8SP lever styles)	<b>N/C</b>

● Master Keyed cylinders can be specified and will be shipped in lock packaging. For Master Keying System Summary form which should accompany the master keyed order, see page 285.

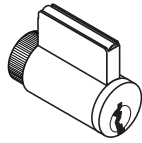
△ For Master Keying, additional line item 50-210 is required, \$23.30 each.

□ Control Keys for installation/removal of interchangeable cores are not furnished and must be ordered separate.

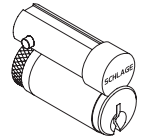
For additional assistance on Master Keying as well as restricted keyways please contact customer service.

Pricing/product description subject to change without notice.

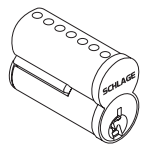
Full Cylinder  
P6 L L-SAR L-FA



Full Size Interchangeable Core  
R J J SAR JCO6 JYA6 JCO7



Small Format Interchangeable Core  
G B



**9. Select Keying Type**

Open Keyway Families: KIL or FSIC <sup>2</sup>		
<b>S123</b>	Everest 29 S (Key in Lever or FSIC)	<b>STANDARD</b>
<b>C123</b>	Everest C	<b>N/C</b>
<b>C/CE/E/EF/F/FG/G</b>	Classic Obverse	<b>N/C</b>
Restricted Keyway Families: KIL or FSIC <sup>1,2</sup>		
<b>29 T</b>	Everest 29 T	<b>\$22.00</b>
<b>D</b>	Everest D	<b>\$22.00</b>
<b>Classic Restricted</b>	Quad, Numbered, Reverse	<b>\$22.00</b>
Restricted Keyway Families: SFIC <sup>3</sup>		
<b>29 R</b>	Everest 29 R	<b>N/C</b>
<b>B</b>	Everest B	<b>N/C</b>

<sup>1</sup> Everest Restricted Keyways require a Letter of Authorization to be submitted with the order. See sample Letter of Authorization, see page 297.

<sup>2</sup> Full Size key systems (Everest 29 S & T, Everest C & D, Obverse & Quad) are available in Primus and Primus XP key system and must be ordered separately. Lock should be ordered less cylinder and Primus cylinder should be a separate line.

<sup>3</sup> Master Keyed cylinders can be specified and will be shipped in lock packaging. For Master Keying System Summary form which should accompany the master keyed order, see page 285

**10. Select Handing (Field Reversible)**

<b>RH</b>	Right Handed	<b>N/C</b>
<b>LH</b>	Left Handed	<b>N/C</b>
<b>RHR</b>	Right Handed Reverse	<b>N/C</b>
<b>LHR</b>	Left Handed Reverse	<b>N/C</b>

**11. Select Battery**

<b>LLL</b>	Less Battery Holder, Batteries, and Cover	<b>DEDUCT \$30.60</b>
<b>4B</b>	4AA Battery Kit	<b>STANDARD</b>
<b>8B</b>	8AA Battery Kit	<b>\$46.1</b>

**12. Select Backset & Latchbolt**

<b>LLL</b>	Less Latch	<b>DEDUCT \$40.30</b>
<b>13-247</b>	2-3/4" Backset, Deadlatch, Square corner, 1-1/8" x 2-1/4"	<b>STANDARD</b>
<b>14-049</b>	2-3/4" Backset, Deadlatch Anti-friction fire door latch, Square corner, 1-1/8" x 2-1/4", 3/4" throw	<b>\$213.00</b>
<b>14-051</b>	2-3/8" Backset, Deadlatch Square corner, 1-1/8" x 2-1/4"	<b>N/C</b>
<b>14-050</b>	3-3/4" Backset, Deadlatch Square corner, 1-1/8" x 2-1/4"	<b>\$12.50</b>
<b>43-001</b>	5" Backset extension link, Deadlatch	<b>\$39.20</b>
<b>39-030*</b>	Rabbeted latch and strike kit, 605 and 626 only	<b>\$68.60</b>

\* Adapts square corner latch and 2-3/4" square corner strike to 1/2" rabbeted door and frame.

**13. Select Strike Plate**

<b>LLL</b>	Less Strike Plate	<b>DEDUCT \$5.20</b>
<b>10-025</b>	1-3/16" Lip, ANSI, no box, 1-1/4" x 4-7/8"	<b>STANDARD</b>
<b>10-013*</b>	1-1/8" Lip, Square Corner, T-strike, box, 1-1/8" - 2-3/4"	<b>N/C</b>
<b>10-016</b>	1-1/8" Lip, Square Corner, T-strike, deep box, fire door latch	<b>N/C</b>
<b>K510-066</b>	Box for ANSI strike (Must be specific)	<b>N/C</b>

\* 1-1/2" Lip available, must specify 1-1/2" Lip \$8.30

**14. Select Door Thickness**

<b>134</b>	1-3/4"	<b>STANDARD</b>
<b>Example 138</b>	1-3/8" to 2-3/4", Shims included (Specify in 1/8" increments)	<b>\$69.60</b>

**15. Select Options**

<b>BAA</b>	BAA Compliant Product	<b>\$118.00</b>
------------	-----------------------	-----------------

BAA compliant products must have the cover letter On page 311 included with the order. Failure to use this cover letter will result in the customer receiving non-BAA compliant product with no recourse for an RMA or refund. BAA compliant product requires a longer lead time, please contact customer service for details.

- Notes:** 1) Connections other than Wiegand or Clock & Data may incur additional fee. Consult access control software provider for details.  
 2) PIM400 required for connection to ACP; sold separately.  
 a) PIM400-TD2 required for Wiegand or Clock and Data connection, See page 130.  
 b) If RS485 connection to other ACP is required, contact software provider.

Accessories available, see pages 128-131. Accessories include Panel Interface Module (PIM400) Decorative Plates, SUS A-KIT, etc. Credentials available, see pages 18-23

Pricing/product description subject to change without notice.

## 1-3. Select Chassis

<b>AD-400-MS</b>	Mortise	<b>\$2,700.00</b>
<b>AD-400-MD</b>	Mortise Deadbolt $\Delta$	<b>\$2,741.00</b>



AD-400-MS-70-MGK



KP



MG



MS



MSK



MT/SI



MTK/SIK/FMK

## 4. Select Function **Note:** Locking function capabilities are determined by users access control system

<b>70*</b>	Classroom/Storeroom (Not available on mortise deadbolt)	<b>STANDARD</b>
<b>50*</b>	Office $\Delta$ (Not available on mortise deadbolt)	<b>\$10.00</b>
<b>40</b>	Privacy $\Delta$ $\blacksquare$	<b>\$10.00</b>
<b>60</b>	Apartment $\Delta$ $\blacksquare$	<b>\$10.00</b>

\* Less Door Position Switch, use suffix LDP. Deduct \$21.50

$\Delta$  Requires RS485 connection to ACP. See page 99 for system diagram. Check with access control software provider to verify function is enabled.

$\blacksquare$  Inside Push Button (IPB) only included with Mortise (MS) chassis. Mortise deadbolt (MD) chassis comes with LED indicator only. \$10 charge does not apply to mortise deadbolt (MD) chassis.

## 5. Select Reader **Note:** Reflects list price adder to base keypad reader price of \$622.00.

<b>LLL</b>	Less Reader (For reader module accessories sold separately, See page 166)	<b>DEDUCT \$622.00</b>
<b>KP</b>	Keypad	<b>STANDARD</b>
<b>MS</b>	Magnetic Stripe (Swipe)	<b>\$116.00</b>
<b>MSK</b>	Magnetic Stripe (Swipe) + Keypad	<b>\$192.00</b>
<b>MG</b>	Magnetic Stripe (Insert)	<b>\$134.00</b>
<b>MGK</b>	Magnetic Stripe (Insert) + Keypad	<b>\$214.00</b>
<b>MT</b>	Multi-Technology   Proximity and Smart Card	<b>\$230.00</b>
<b>MTK</b>	Multi-Technology + Keypad   Proximity and Smart Card	<b>\$306.00</b>
<b>SI</b>	Smart Technology iClass Compatible Reader	<b>\$402.00</b>
<b>SIK</b>	Smart Technology iClass Compatible Reader + Keypad	<b>\$475.00</b>

FIPS 201-2 Compliant when applied with the FIPS Multi-Technology plus keypad reader module (FMK) and by utilizing the most current firmware available. See page 166 for the FMK reader module.

## 6. Select Lever\*

<b>LLL</b>	Less interior and exterior levers	<b>DEDUCT \$75.20</b>
<b>Standard</b>	SPA (Sparta), RHO (Rhodes), ATH (Athens), TLR (Tubular), BRW, (Broadway),	<b>N/C</b>
<b>Options</b>	BRK (Boardwalk), LAT (Latitude), LON (Longitude)	

\* Tactile Warning use BAT for Athens, BRO for Rhodes, BSP for Sparta and BTR for Tubular. \$55.00 per lever. Applied to exterior lever only unless otherwise specified. Not available with 643e finish.

## 7. Select Finish

<b>626</b>	Satin Chrome	<b>N/C</b>
<b>605</b>	Bright Brass	<b>\$147.00</b>
<b>606</b>	Satin Brass	<b>\$147.00</b>
<b>612</b>	Satin Bronze	<b>\$147.00</b>
<b>619</b>	Satin Nickel	<b>\$147.00</b>
<b>625</b>	Bright Chrome	<b>\$147.00</b>
<b>643e</b>	Aged Bronze	<b>\$147.00</b>
<b>626AM</b>	Satin Chrome Antimicrobial	<b>\$190.00</b>

## 8. Select Cylinder Type

<b>P6</b> $\bullet$ $\Delta$	With Cylinder, Schlage- (Everest 29 S123, 6 Pin KIL standard)	<b>N/C</b>
<b>L</b>	Less Cylinder, Schlage, Falcon, 6 Pin KIL	<b>DEDUCT \$75.00</b>
<b>R</b> $\bullet$ $\square$	With Cylinder, Schlage 6-Pin (Everest 29 S123 standard) FSIC	<b>\$86.00</b>
<b>J</b>	Less Cylinder, Schlage, 6 Pin FSIC	<b>DEDUCT \$42.00</b>
<b>G</b> $\bullet$ $\square$	With Cylinder, Schlage 7-Pin (Everest 29R standard) (factory master keyed only) SFIC	<b>\$97.00</b>
<b>B</b>	Less Cylinder, Schlage, Falcon, Competitive OEM's, 7 Pin (SFIC)	<b>N/C</b>
<b>LSAR</b>	Less Cylinder, Sargent (10L + 11L), 6 Pin KIL (Only RHO, BRO, SPA, BSP, TLR, BTR, ATH, BAT lever styles)	<b>N/C</b>
<b>LCO6</b>	Less Cylinder, Corbin, 6 Pin KIL (Only RHO, BRO, SPA, BSP lever styles)	<b>N/C</b>
<b>JSAR</b>	Less Cylinder, Sargent 6300, 6 Pin FSIC	<b>N/C</b>
<b>JCO6</b>	Less Cylinder, Corbin 8000, 6 Pin FSIC	<b>N/C</b>
<b>JCO7</b>	Less Cylinder, Corbin 8000-7, 7 Pin FSIC, (Only RHO, BRO, SPA, BSP, TLR and BTR)	<b>N/C</b>
<b>JMED</b>	Less Cylinder, Medeco 32*0201, 6 Pin FSIC (Only RHO, BRO, SPA, BSP lever styles)	<b>N/C</b>
<b>JYA6</b>	Less Cylinder, Yale 1210 or Medeco 31*0100, 6 Pin FSIC	<b>N/C</b>
<b>JYA7</b>	Less Cylinder, Yale 1220, 7 Pin FSIC (Only RHO, BRO, SPA, BSP lever styles)	<b>N/C</b>
<b>LFA7</b>	Less Cylinder, Falcon, 7 Pin, KIL (Only RHO, BRO, SPA, BSP lever styles)	<b>N/C</b>

$\bullet$  Master Keyed cylinders can be specified and will be shipped in lock packaging. For Master Keying System Summary form which should accompany the master keyed order, see page 285.

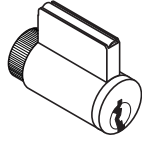
$\Delta$  For Master Keying, additional line item 50-210 is required, \$23.30 each.

$\square$  Control Keys for installation/removal of interchangeable cores are not furnished and must be ordered separate.

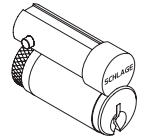
For additional assistance on Master Keying as well as restricted keyways please contact customer service.

Pricing/product description subject to change without notice.

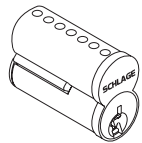
Full Cylinder  
P6 L L-SAR L-FA



Full Size Interchangeable Core  
R J J SAR JCO6 JYA6 JCO7



Small Format Interchangeable Core  
G B



**9. Select Keying Type**

Open Keyway Families: KIL or FSIC <sup>2</sup>		
<b>S123</b>	Everest 29 S (Key in Lever or FSIC)	<b>STANDARD</b>
<b>C123</b>	Everest C	<b>N/C</b>
<b>C/CE/E/EF/ F/ FG/ G</b>	Classic Obverse	<b>N/C</b>
Restricted Keyway Families: KIL or FSIC <sup>1,2</sup>		
<b>29 T</b>	Everest 29 T	<b>\$22.00</b>
<b>D</b>	Everest D	<b>\$22.00</b>
<b>Classic Restricted</b>	Quad, Numbered, Reverse	<b>\$22.00</b>
Restricted Keyway Families: SFIC <sup>3</sup>		
<b>29 R</b>	Everest 29 R	<b>N/C</b>
<b>B</b>	Everest B	<b>N/C</b>

<sup>1</sup> Everest Restricted Keyways require a Letter of Authorization to be submitted with the order. See sample Letter of Authorization, see page 297.

<sup>2</sup> Full Size key systems (Everest 29 S & T, Everest C & D, Obverse & Quad) are available in Primus and Primus XP key system and must be ordered separately. Lock should be ordered less cylinder and Primus cylinder should be a separate line.

<sup>3</sup> Master Keyed cylinders can be specified and will be shipped in lock packaging. For Master Keying System Summary form which should accompany the master keyed order, see page 285.

**10. Select Handing (Field Reversible)**

<b>RH</b>	Right Handed	<b>N/C</b>
<b>LH</b>	Left Handed	<b>N/C</b>
<b>RHR</b>	Right Handed Reverse	<b>N/C</b>
<b>LHR</b>	Left Handed Reverse	<b>N/C</b>

**11. Select Battery**

<b>LLL</b>	Less Battery Holder, Batteries, and Cover	<b>DEDUCT \$30.60</b>
<b>4B</b>	4AA Battery Kit	<b>STANDARD</b>
<b>8B</b>	8AA Battery Kit	<b>\$46.10</b>

**12. Select Mortise Lock Armor Front**

<b>LLL</b>	Less Armor Front	<b>DEDUCT \$19.80</b>
<b>09-663</b>	1-1/4" Wide Square Corner, Latch for MS	<b>STANDARD</b>
<b>09-669</b>	1-1/16" Wide Square Corner, Latch, options for MS	<b>N/C</b>
<b>09-666</b>	1-1/4" Wide Square Corner, Latch x Deadbolt for MD	<b>STANDARD</b>
<b>09-672</b>	1-1/16" Wide Square Corner, Latch x Deadbolt, Options for MD	<b>N/C</b>

**13. Select Strike Plate**

<b>LLL</b>	Less Strike	<b>DEDUCT \$15.50</b>
<b>10-072</b>	1-1/4" x 4-7/8" Square Corner + box; 1-3/16" lip length	<b>STANDARD</b>
<b>10-072xx</b>	1-1/4" x 4-7/8" Square Corner + box; specify lip length (xx) as 1" or 1-1/2"	<b>N/C</b>
<b>10-072xx</b>	1-1/4" x 4-7/8" Square Corner + box; specify lip length (xx) as 1-3/4"	<b>\$36.90</b>
<b>10-075 ●</b>	1/2" Rabbeted	<b>\$126.00</b>
<b>37-015</b>	Strike Frame Reinforcer, specify 37-015	<b>N/C</b>

● For 1-3/4" thick doors, use wide armor front. For over 1-3/4" thick door extended equally (EE) use 1-1/4" wide armor front.  
△ Extended leadtime, consult customer service.

**14. Select Door Thickness**

<b>134</b>	1-3/4"	<b>STANDARD</b>
<b>Example 138</b>	1-3/8" to 2-3/4", Shims included (Specify in 1/8" increments)	<b>\$69.60</b>

**15. Select Options**

<b>BAA</b>	BAA Compliant Product	<b>\$118.00</b>
------------	-----------------------	-----------------

BAA compliant products must have the cover letter On page 311 included with the order. Failure to use this cover letter will result in the customer receiving non-BAA compliant product with no recourse for an RMA or refund. BAA compliant product requires a longer lead time, please contact customer service for details.

- Notes:** 1) Connections other than Wiegand or Clock & Data may incur additional fee. Consult access control software provider for details.  
2) PIM400 required for connection to ACP; sold separately.  
a) PIM400-TD2 required for Wiegand or Clock and Data connection, See page 130.  
b) If RS485 connection to other ACP is required, contact software provider.

Accessories available, see pages 128-131. Accessories include Panel Interface Module (PIM400) Decorative Plates, SUS A-KIT, etc. Credentials available, see pages 18-23.

**Pricing/product description subject to change without notice.**

### 1-3. Select Chassis/Exit Trim Type *Note: See page 89 for exit device compatibility*

<b>AD-400-993R</b>	Exit Rim/Concealed Vertical Rod (Metal Door)/Concealed Vertical Cable (Metal Door)	<b>\$2,780.00</b>
<b>AD-400-993S</b>	Exit Surface Vertical Rod	<b>\$2,812.00</b>
<b>AD-400-993M</b>	Exit Mortise Lock	<b>\$2,812.00</b>

AD-SERIES

Networked

Standalone



AD-400-993R-70-MTK



KP



MG



MGK



MS



MSK



MTK/SI/FMK



MT/SI

### 4. Select Function *Note: Locking function capabilities are determined by users access control system*

<b>70*</b>	Classroom/Storeroom	<b>STANDARD</b>
<b>50*</b>	Office $\Delta$	<b>\$10.00</b>
<b>40</b>	Privacy $\Delta$	<b>\$10.00</b>
<b>60</b>	Apartment $\Delta$	<b>\$10.00</b>

\* Less Door Position Switch, use suffix LDP. Deduct \$21.90

$\Delta$  Requires RS485 connection to ACP. See page 93 for system diagram. Ensure function is enabled through access control software provider.

### 5. Select Reader *Note: Reflects list price adder to base keypad reader price of \$622.00.*

<b>LLL</b>	Less Reader (For reader module accessories sold separately, See page 166)	<b>DEDUCT \$622.00</b>
<b>KP</b>	Keypad	<b>STANDARD</b>
<b>MS</b>	Magnetic Stripe (Swipe)	<b>\$116.00</b>
<b>MSK</b>	Magnetic Stripe (Swipe) + Keypad	<b>\$192.00</b>
<b>MG</b>	Magnetic Stripe (Insert)	<b>\$134.00</b>
<b>MGK</b>	Magnetic Stripe (Insert) + Keypad	<b>\$214.00</b>
<b>MT</b>	Multi-Technology   Proximity and Smart Card	<b>\$230.00</b>
<b>MTK</b>	Multi-Technology + Keypad   Proximity and Smart Card	<b>\$306.00</b>
<b>SI</b>	Smart Technology iClass Compatible Reader	<b>\$402.00</b>
<b>SIK</b>	Smart Technology iClass Compatible Reader + Keypad	<b>\$475.00</b>

### 6. Select Lever\*

<b>LLL</b>	Less interior and exterior levers	<b>DEDUCT \$25.80</b>
<b>Standard Options</b>	SPA (Sparta), RHO (Rhodes), ATH (Athens), TLR (Tubular), BRW (Broadway), BRK (Boardwalk), LAT (Latitude), LON (Longitude)	<b>N/C</b>

\* Tactile Warning use 8AT for Athens, 8RO for Rhodes, 8SP for Sparta and 8TR for Tubular. \$55.00 per lever. Applied to exterior lever only unless otherwise specified. Not available with 643e finish.

### 7. Select Finish

<b>626</b>	Satin Chrome	<b>N/C</b>
<b>605</b>	Bright Brass	<b>\$147.00</b>
<b>606</b>	Satin Brass	<b>\$147.00</b>
<b>612</b>	Satin Bronze	<b>\$147.00</b>
<b>619</b>	Satin Nickel	<b>\$147.00</b>
<b>625</b>	Bright Chrome	<b>\$147.00</b>
<b>643e</b>	Aged Bronze	<b>\$147.00</b>
<b>626AM</b>	Satin Chrome Antimicrobial	<b>\$190.00</b>

### 8. Select Cylinder Type

<b>P6</b> $\bullet\Delta$	With Cylinder, Schlage- (Everest 29 S123, 6 Pin KIL standard)	<b>N/C</b>
<b>L</b>	Less Cylinder, Schlage, Falcon, 6 Pin KIL	<b>DEDUCT \$75.00</b>
<b>R</b> $\bullet\Box$	With Cylinder, Schlage 6-Pin (Everest 29 S123 standard) FSIC	<b>\$86.00</b>
<b>J</b>	Less Cylinder, Schlage, 6 Pin FSIC	<b>DEDUCT \$42.00</b>
<b>G</b> $\bullet\Box$	With Cylinder, Schlage 7-Pin (Everest 29R standard) (factory master keyed only) SFIC	<b>\$97.00</b>
<b>B</b>	Less Cylinder, Schlage, Falcon, Competitive OEM's, 7 Pin (SFIC)	<b>N/C</b>
<b>L SAR</b>	Less Cylinder, Sargent (10L + 11L), 6 Pin KIL (Only RHO, 8RO, SPA, 8SP, TLR, 8TR, ATH, 8AT lever styles)	<b>N/C</b>
<b>L CO6</b>	Less Cylinder, Corbin, 6 Pin KIL (Only RHO, 8RO, SPA, 8SP lever styles)	<b>N/C</b>
<b>J SAR</b>	Less Cylinder, Sargent 6300, 6 Pin FSIC	<b>N/C</b>
<b>J CO6</b>	Less Cylinder, Corbin 8000, 6 Pin FSIC	<b>N/C</b>
<b>J CO7</b>	Less Cylinder, Corbin 8000-7, 7 Pin FSIC, (Only RHO, 8RO, SPA, 8SP, TLR and 8TR)	<b>N/C</b>
<b>J MED</b>	Less Cylinder, Medeco 32*0201, 6 Pin FSIC (Only RHO, 8RO, SPA, 8SP lever styles)	<b>N/C</b>
<b>J YA6</b>	Less Cylinder, Yale 1210 or Medeco 31*0100, 6 Pin FSIC	<b>N/C</b>
<b>J YA7</b>	Less Cylinder, Yale 1220, 7 Pin FSIC (Only RHO, 8RO, SPA, 8SP lever styles)	<b>N/C</b>
<b>L FA7</b>	Less Cylinder, Falcon, 7 Pin, KIL (Only RHO, 8RO, SPA, 8SP lever styles)	<b>N/C</b>

$\bullet$  Master Keyed cylinders can be specified and will be shipped in lock packaging. For Master Keying System Summary form which should accompany the master keyed order, see page 285.

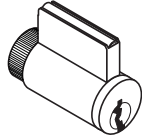
$\Delta$  For Master Keying, additional line item 50-210 is required, \$23.30 each.

$\Box$  Control Keys for installation/removal of interchangeable cores are not furnished and must be ordered separate.

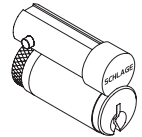
For additional assistance on Master Keying as well as restricted keyways please contact customer service.

Pricing/product description subject to change without notice.

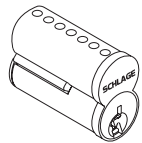
Full Cylinder  
P6 L L-SAR L-FA



Full Size Interchangeable Core  
R J J SAR JCO6 JYA6 JCO7



Small Format Interchangeable Core  
G B



**9. Select Keying Type**

Open Keyway Families: KIL or FSIC <sup>2</sup>		
<b>S123</b>	Everest 29 S (Key in Lever or FSIC)	<b>STANDARD</b>
<b>C123</b>	Everest C	<b>N/C</b>
<b>C/CE/E/EF/ F/ FG/ G</b>	Classic Obverse	<b>N/C</b>
Restricted Keyway Families: KIL or FSIC <sup>1,2</sup>		
<b>29 T</b>	Everest 29 T	<b>\$22.00</b>
<b>D</b>	Everest D	<b>\$22.00</b>
<b>Classic Restricted</b>	Quad, Numbered, Reverse	<b>\$22.00</b>
Restricted Keyway Families: SFIC <sup>3</sup>		
<b>29 R</b>	Everest 29 R	<b>N/C</b>
<b>B</b>	Everest B	<b>N/C</b>

<sup>1</sup> Everest Restricted Keyways require a Letter of Authorization to be submitted with the order. See sample Letter of Authorization, see page 297.

<sup>2</sup> Full Size key systems (Everest 29 S & T, Everest C & D, Obverse & Quad) are available in Primus and Primus XP key system and must be ordered separately. Lock should be ordered less cylinder and Primus cylinder should be a separate line.

<sup>3</sup> Master Keyed cylinders can be specified and will be shipped in lock packaging. For Master Keying System Summary form which should accompany the master keyed order, see page 285.

**10. Select Handing (Field Reversible)**

<b>RHR</b>	Right Handed Reverse	<b>N/C</b>
<b>LHR</b>	Left Handed Reverse	<b>N/C</b>

**11. Select Battery**

<b>LLL</b>	Less Battery Holder, Batteries, and Cover	<b>DEDUCT \$30.60</b>
<b>4B</b>	4AA Battery Kit	<b>STANDARD</b>
<b>8B</b>	8AA Battery Kit	<b>\$46.10</b>

**12. - 13. No Selection Required**

**14. Select Door Thickness**

<b>134</b>	1-3/4"	<b>STANDARD</b>
<b>Example 200</b>	1-3/4" to 2-3/4", (Specify in 1/8" increments)	<b>\$69.60</b>

**15. Select Options**

<b>LRX</b>	Less Von Duprin low current Request-To-Exit switch	<b>DEDUCT \$61.40</b>
<b>BAA</b>	BAA Compliant Product	<b>\$118.00</b>

BAA compliant products must have the cover letter On page 311 included with the order. Failure to use this cover letter will result in the customer receiving non-BAA compliant product with no recourse for an RMA or refund. BAA compliant product requires a longer lead time, please contact customer service for details.

AD-300 Exit Trim comes with a universal mounting plate and is compatible with Von Duprin Series 98/99, 98/99XP, 22/22F exit devices and Falcon 25 rim exit devices . RX-LC switch is included unless lock is ordered as LRX, Less Request to Exit switch. Please specify if Von Duprin or Falcon RX-LC switch is required. Concealed Vertical Rod and Concealed Vertical Cable trim on metal door only. **When Request-to-exit is required, the Von Duprin RX-LC switch (part #050281) or Falcon AE switch (part #650359) must be used or the Warranty is void.**

**Note:** AD-Series Non-Functioning "Dummy" Exit Trim now available. Please see pages 124-125 for details

- Notes:** 1) Connections other than Wiegand or Clock & Data may incur additional fee. Consult access control software provider for details.  
 2) PIM400 required for connection to ACP; sold separately.  
 a) PIM400-TD2 required for Wiegand or Clock and Data connection, See page 130.  
 b) If RS485 connection to other ACP is required, contact software provider.

Accessories available, see pages 128-131.  
 Accessories include Panel Interface Module (PIM400) Decorative Plates, SUS A-KIT, etc.  
 Credentials available, see pages 18-23

**1-4. Select Chassis/Function**

Note: Locking function capabilities are determined by users access control system

<b>AD-402-CY-70*</b>	Classroom/Storeroom	<b>\$2,384.00</b>
<b>AD-402-CY-50*</b>	Office	<b>\$2,394.00</b>
<b>AD-402-CY-40</b>	Privacy△	<b>\$2,394.00</b>
<b>AD-402-CY-60</b>	Apartment△	<b>\$2,394.00</b>

\* Less Door Position Switch, use suffix LDP. Deduct \$21.90

△ Requires RS485 connection to ACP. See page 100 for system diagram. Check with Access Control software provider to verify function is enabled.

AD-SERIES

Networked

Standalone



AD-402-CY-70-FMK

**5. Select Reader**

<b>FMK</b>	FIPS 201-2 Multi-Technology + Keypad   Proximity and Smart Card (PIV & PIV-I Card)	<b>\$557.00</b>
------------	--	-----------------

Note: The AD-400 lock can be field upgraded to a FIPS 201-2 compliant solution simply by adding the FMK reader (sold separately) and by using the most current firmware revision.

Note: Verify compatibility of PIV & PIV-I credentials with access control software provider.

**6. Select Lever\***

<b>LLL</b>	Less each lever	<b>DEDUCT \$25.80</b>
<b>SPA</b>	Sparta	<b>N/C</b>
<b>RHO</b>	Rhodes	<b>N/C</b>
<b>ATH</b>	Athens	<b>N/C</b>
<b>TLR</b>	Tubular	<b>N/C</b>
<b>BRW</b>	Broadway	<b>N/C</b>
<b>BRK</b>	Boardwalk	<b>N/C</b>
<b>LAT</b>	Latitude	<b>N/C</b>
<b>LON</b>	Longitude	<b>N/C</b>

\* Tactile Warning use 8AT for Athens, 8RO for Rhodes, 8SP for Sparta and 8TR for Tubular. \$55.00 per lever. Applied to exterior lever only unless otherwise specified. Not available with 643e finish.

**7. Select Finish**

<b>626</b>	Satin Chrome	<b>N/C</b>
<b>605</b>	Bright Brass	<b>\$147.00</b>
<b>606</b>	Satin Brass	<b>\$147.00</b>
<b>612</b>	Satin Bronze	<b>\$147.00</b>
<b>619</b>	Satin Nickel	<b>\$147.00</b>
<b>625</b>	Bright Chrome	<b>\$147.00</b>
<b>643e</b>	Aged Bronze	<b>\$147.00</b>
<b>626AM</b>	Satin Chrome Antimicrobial	<b>\$190.00</b>

**8. Select Cylinder Type**

<b>P6</b> ● △	With Cylinder, Schlage- (Everest 29 S123, 6 Pin KIL standard)	<b>N/C</b>
<b>L</b>	Less Cylinder, Schlage, Falcon, 6 Pin KIL	<b>DEDUCT \$75.00</b>
<b>R</b> ● □	With Cylinder, Schlage 6-Pin (Everest 29 S123 standard) FSIC	<b>\$86.00</b>
<b>J</b>	Less Cylinder, Schlage, 6 Pin FSIC	<b>DEDUCT \$42.00</b>
<b>G</b> ● □	With Cylinder, Schlage 7-Pin (Everest 29R standard) (factory master keyed only) SFIC	<b>\$97.00</b>
<b>B</b>	Less Cylinder, Schlage, Falcon, Competitive OEM's, 7 Pin (SFIC)	<b>N/C</b>
<b>L SAR</b>	Less Cylinder, Sargent (10L + 11L), 6 Pin KIL (Only RHO, 8RO, SPA, 8SP, TLR, 8TR, ATH, 8AT lever styles)	<b>N/C</b>
<b>L CO6</b>	Less Cylinder, Corbin, 6 Pin KIL (Only RHO, 8RO, SPA, 8SP lever styles)	<b>N/C</b>
<b>J SAR</b>	Less Cylinder, Sargent 6300, 6 Pin FSIC	<b>N/C</b>
<b>J CO6</b>	Less Cylinder, Corbin 8000, 6 Pin FSIC	<b>N/C</b>
<b>J CO7</b>	Less Cylinder, Corbin 8000-7, 7 Pin FSIC, (Only RHO, 8RO, SPA, 8SP, TLR and 8TR)	<b>N/C</b>
<b>J MED</b>	Less Cylinder, Medeco 32*0201, 6 Pin FSIC (Only RHO, 8RO, SPA, 8SP lever styles)	<b>N/C</b>
<b>J YA6</b>	Less Cylinder, Yale 1210 or Medeco 31*0100, 6 Pin FSIC	<b>N/C</b>
<b>J YA7</b>	Less Cylinder, Yale 1220, 7 Pin FSIC (Only RHO, 8RO, SPA, 8SP lever styles)	<b>N/C</b>
<b>L FA7</b>	Less Cylinder, Falcon, 7 Pin, KIL (Only RHO, 8RO, SPA, 8SP lever styles)	<b>N/C</b>

● Master Keyed cylinders can be specified and will be shipped in lock packaging. For Master Keying System Summary form which should accompany the master keyed order, see page 285.

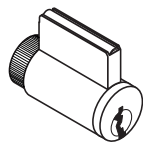
△ For Master Keying, additional line item 50-210 is required, \$23.30 each.

□ Control Keys for installation/removal of interchangeable cores are not furnished and must be ordered separate.

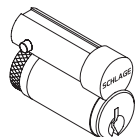
For additional assistance on Master Keying as well as restricted keyways please contact customer service.



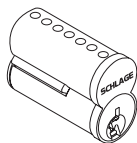
Full Cylinder  
P6 L L-SAR L-FA



Full Size Interchangeable Core  
R J J SAR JCO6 JYA6 JCO7



Small Format Interchangeable Core  
G B



**9. Select Keying Type**

Open Keyway Families: KIL or FSIC <sup>2</sup>		
<b>S123</b>	Everest 29 S (Key in Lever or FSIC)	<b>STANDARD</b>
<b>C123</b>	Everest C	<b>N/C</b>
<b>C/CE/E/EF/ F/ FG/ G</b>	Classic Obverse	<b>N/C</b>
Restricted Keyway Families: KIL or FSIC <sup>1,2</sup>		
<b>29 T</b>	Everest 29 T	<b>\$22.00</b>
<b>D</b>	Everest D	<b>\$22.00</b>
<b>Classic Restricted</b>	Quad, Numbered, Reverse	<b>\$22.00</b>
Restricted Keyway Families: SFIC <sup>3</sup>		
<b>29 R</b>	Everest 29 R	<b>N/C</b>
<b>B</b>	Everest B	<b>N/C</b>

<sup>1</sup> Everest Restricted Keyways require a Letter of Authorization to be submitted with the order. See sample Letter of Authorization, see page 297.

<sup>2</sup> Full Size key systems (Everest 29 S & T, Everest C & D, Obverse & Quad) are available in Primus and Primus XP key system and must be ordered separately. Lock should be ordered less cylinder and Primus cylinder should be a separate line.

<sup>3</sup> Master Keyed cylinders can be specified and will be shipped in lock packaging. For Master Keying System Summary form which should accompany the master keyed order, see page 285.

**10. Select Handing (Field Reversible)**

<b>RH</b>	Right Handed	<b>N/C</b>
<b>LH</b>	Left Handed	<b>N/C</b>
<b>RHR</b>	Right Handed Reverse	<b>N/C</b>
<b>LHR</b>	Left Handed Reverse	<b>N/C</b>

**11. Select Battery**

<b>LLL</b>	Less Battery Holder, Batteries, and Cover	<b>DEDUCT \$30.60</b>
<b>4B</b>	4AA Battery Kit	<b>STANDARD</b>
<b>8B</b>	8AA Battery Kit	<b>\$46.10</b>

**12. Select Backset & Latchbolt**

<b>LLL</b>	Less Latch	<b>DEDUCT \$40.30</b>
<b>13-247</b>	2-3/4" Backset, Deadlatch, Square corner, 1-1/8" x 2-1/4"	<b>STANDARD</b>
<b>14-049</b>	2-3/4" Backset, Deadlatch Anti-friction fire door latch, Square corner, 1-1/8" x 2-1/4", 3/4" throw	<b>\$213.00</b>
<b>14-051</b>	2-3/8" Backset, Deadlatch Square corner, 1-1/8" x 2-1/4"	<b>N/C</b>
<b>14-050</b>	3-3/4" Backset, Deadlatch Square corner, 1-1/8" x 2-1/4"	<b>\$12.50</b>
<b>43-001</b>	5" Backset extension link, Deadlatch	<b>\$39.20</b>
<b>39-030*</b>	Rabbeted latch and strike kit, 605 and 626 only	<b>\$68.60</b>

\* Adapts square corner latch and 2-3/4" square corner strike to 1/2" rabbeted door and frame.

**13. Select Strike Plate**

<b>LLL</b>	Less Strike Plate	<b>DEDUCT \$5.20</b>
<b>10-025</b>	1-3/16" Lip, ANSI, no box, 1-1/4" x 4-7/8"	<b>STANDARD</b>
<b>10-013*</b>	1-1/8" Lip, Square Corner, T-strike, box, 1-1/8" - 2-3/4"	<b>N/C</b>
<b>10-016</b>	1-1/8" Lip, Square Corner, T-strike, deep box, fire door latch	<b>N/C</b>
<b>K510-066</b>	Box for ANSI strike (Must be specific)	<b>N/C</b>

\* 1-1/2" Lip available, must specify 1-1/2" Lip \$8.80

**14. Select Door Thickness**

<b>134</b>	1-3/4"	<b>STANDARD</b>
<b>Example 138</b>	1-3/8" to 2-3/4", Shims included (Specify in 1/8" increments)	<b>\$69.60</b>

**15. Select Options**

<b>BAA</b>	BAA Compliant Product	<b>\$118.00</b>
------------	-----------------------	-----------------

BAA compliant products must have the cover letter On page 311 included with the order. Failure to use this cover letter will result in the customer receiving non-BAA compliant product with no recourse for an RMA or refund. BAA compliant product requires a longer lead time, please contact customer service for details.

- Notes:** 1) Connections other than Wiegand or Clock & Data may incur additional fee. Consult access control software provider for details.  
 2) PIM400 required for connection to ACP; sold separately.  
 a) PIM400-TD2 required for Wiegand or Clock and Data connection. See page 130.  
 b) If RS485 connection to other ACP is required, contact software provider.

Standard accessories available, see pages 128-131.

Standard accessories sold separately include Decorative Plates, Handheld Device, Dry Contact Board (RLBD), etc.

**1-3. Select Chassis**

<b>AD-402-MS</b>	Mortise	<b>\$2,700.00</b>
<b>AD-402-MD</b>	Mortise Deadbolt △	<b>\$2,741.00</b>



AD-402-MS-70-FMK

**4. Select Function**

**Note:** Locking function capabilities are determined by users' access control system

<b>70*</b>	Classroom/Storeroom (Not available on mortise deadbolt)	<b>STANDARD</b>
<b>50*</b>	Office △ (Not available on mortise deadbolt)	<b>\$10.00</b>
<b>40</b>	Privacy △ ■	<b>\$10.00</b>
<b>60</b>	Apartment △ ■	<b>\$10.00</b>

\* Less Door Position Switch, use suffix LDP. Deduct \$21.50

△ Requires RS485 connection to ACP. See page 100 for system diagram. Check with access control software provider to verify function is enabled.

■ Inside Push Button (IPB) only included with Mortise (MS) chassis. Mortise deadbolt (MD) chassis comes with LED indicator only. \$10 charge does not apply to mortise deadbolt (MD) chassis.

**5. Select Reader**

<b>FMK</b>	FIPS 201-2 Multi-Technology + Keypad   Proximity and Smart Card (PIV & PIV-I Card)	<b>\$557.00</b>
------------	--	-----------------

**Note:** The AD-400 lock can be field upgraded to a FIPS 201-2 compliant solution simply by adding the FMK reader (sold separately) and by using the most current firmware revision.

**Note:** Verify compatibility of PIV & PIV-I credentials with access control software provider.

**6. Select Lever\***

<b>LLL</b>	Less interior and exterior levers	<b>DEDUCT \$75.20</b>
<b>SPA</b>	Sparta	<b>N/C</b>
<b>RHO</b>	Rhodes	<b>N/C</b>
<b>ATH</b>	Athens	<b>N/C</b>
<b>TLR</b>	Tubular	<b>N/C</b>
<b>BRW</b>	Broadway	<b>N/C</b>
<b>BRK</b>	Boardwalk	<b>N/C</b>
<b>LAT</b>	Latitude	<b>N/C</b>
<b>LON</b>	Longitude	<b>N/C</b>

\* Tactile Warning use BAT for Athens, 8RO for Rhodes, 8SP for Sparta and 8TR for Tubular. \$55.00 per lever. Applied to exterior lever only unless otherwise specified. Not available with 643e finish.

**7. Select Finish**

<b>626</b>	Satin Chrome	<b>N/C</b>
<b>605</b>	Bright Brass	<b>\$147.00</b>
<b>606</b>	Satin Brass	<b>\$147.00</b>
<b>612</b>	Satin Bronze	<b>\$147.00</b>
<b>619</b>	Satin Nickel	<b>\$147.00</b>
<b>625</b>	Bright Chrome	<b>\$147.00</b>
<b>643e</b>	Aged Bronze	<b>\$147.00</b>
<b>626AM</b>	Satin Chrome Antimicrobial	<b>\$190.00</b>

**8. Select Cylinder Type**

<b>P6</b> ●△	With Cylinder, Schlage- (Everest 29 S123, 6 Pin KIL standard)	<b>N/C</b>
<b>L</b>	Less Cylinder, Schlage, Falcon, 6 Pin KIL	<b>DEDUCT \$75.00</b>
<b>R</b> ●□	With Cylinder, Schlage 6-Pin (Everest 29 S123 standard) FSIC	<b>\$86.00</b>
<b>J</b>	Less Cylinder, Schlage, 6 Pin FSIC	<b>DEDUCT \$42.00</b>
<b>G</b> ●□	With Cylinder, Schlage 7-Pin (Everest 29R standard) (factory master keyed only) SFIC	<b>\$97.00</b>
<b>B</b>	Less Cylinder, Schlage, Falcon, Competitive OEM's, 7 Pin (SFIC)	<b>N/C</b>
<b>L SAR</b>	Less Cylinder, Sargent (10L + 11L), 6 Pin KIL (Only RHO, 8RO, SPA, 8SP, TLR, 8TR, ATH, 8AT lever styles)	<b>N/C</b>
<b>L CO6</b>	Less Cylinder, Corbin, 6 Pin KIL (Only RHO, 8RO, SPA, 8SP lever styles)	<b>N/C</b>
<b>J SAR</b>	Less Cylinder, Sargent 6300, 6 Pin FSIC	<b>N/C</b>
<b>J CO6</b>	Less Cylinder, Corbin 8000, 6 Pin FSIC	<b>N/C</b>
<b>J CO7</b>	Less Cylinder, Corbin 8000-7, 7 Pin FSIC. (Only RHO, 8RO, SPA, 8SP, TLR and 8TR)	<b>N/C</b>
<b>J MED</b>	Less Cylinder, Medeco 32*0201, 6 Pin FSIC (Only RHO, 8RO, SPA, 8SP lever styles)	<b>N/C</b>
<b>J YA6</b>	Less Cylinder, Yale 1210 or Medeco 31*0100, 6 Pin FSIC	<b>N/C</b>
<b>J YA7</b>	Less Cylinder, Yale 1220, 7 Pin FSIC (Only RHO, 8RO, SPA, 8SP lever styles)	<b>N/C</b>
<b>L FA7</b>	Less Cylinder, Falcon, 7 Pin, KIL (Only RHO, 8RO, SPA, 8SP lever styles)	<b>N/C</b>

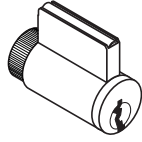
● Master Keyed cylinders can be specified and will be shipped in lock packaging. For Master Keying System Summary form which should accompany the master keyed order, see page 285.

△ For Master Keying, additional line item 50-210 is required, \$23.30 each.

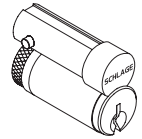
□ Control Keys for installation/removal of interchangeable cores are not furnished and must be ordered separate.

For additional assistance on Master Keying as well as restricted keyways please contact customer service.

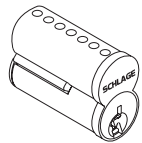
Full Cylinder  
P6 L L-SAR L-FA



Full Size  
Interchangeable Core  
R J J SAR JCO6 JYA6  
JCO7



Small Format  
Interchangeable Core  
G B



**9. Select Keying Type**

Open Keyway Families: KIL or FSIC <sup>2</sup>		
<b>S123</b>	Everest 29 S (Key in Lever or FSIC)	<b>STANDARD</b>
<b>C123</b>	Everest C	<b>N/C</b>
<b>C/CE/E/EF/ F/ FG/ G</b>	Classic Obverse	<b>N/C</b>
Restricted Keyway Families: KIL or FSIC <sup>1,2</sup>		
<b>29 T</b>	Everest 29 T	<b>\$22.00</b>
<b>D</b>	Everest D	<b>\$22.00</b>
<b>Classic Restricted</b>	Quad, Numbered, Reverse	<b>\$22.00</b>
Restricted Keyway Families: SFIC <sup>3</sup>		
<b>29 R</b>	Everest 29 R	<b>N/C</b>
<b>B</b>	Everest B	<b>N/C</b>

<sup>1</sup> Everest Restricted Keyways require a Letter of Authorization to be submitted with the order. See sample Letter of Authorization, see page 297.

<sup>2</sup> Full Size key systems (Everest 29 S & T, Everest C & D, Obverse & Quad) are available in Primus and Primus XP key system and must be ordered separately. Lock should be ordered less cylinder and Primus cylinder should be a separate line.

<sup>3</sup> Master Keyed cylinders can be specified and will be shipped in lock packaging. For Master Keying System Summary form which should accompany the master keyed order, see page 285.

**10. Select Handing (Field Reversible)**

<b>RH</b>	Right Handed	<b>N/C</b>
<b>LH</b>	Left Handed	<b>N/C</b>
<b>RHR</b>	Right Handed Reverse	<b>N/C</b>
<b>LHR</b>	Left Handed Reverse	<b>N/C</b>

**11. Select Battery**

<b>LLL</b>	Less Battery Holder, Batteries, and Cover	<b>DEDUCT \$30.60</b>
<b>4B</b>	4AA Battery Kit	<b>STANDARD</b>
<b>8B</b>	8AA Battery Kit	<b>\$46.10</b>

**12. Select Mortise Lock Armor Front**

<b>LLL</b>	Less Armor Front	<b>DEDUCT \$19.80</b>
<b>09-663</b>	1-1/4" Wide Square Corner, Latch for MS	<b>STANDARD</b>
<b>09-669</b>	1-1/16" Wide Square Corner, Latch, options for MS	<b>N/C</b>
<b>09-666</b>	1-1/4" Wide Square Corner, Latch x Deadbolt for MD	<b>STANDARD</b>
<b>09-672</b>	1-1/16" Wide Square Corner, Latch x Deadbolt, Options for MD	<b>N/C</b>

**13. Select Strike Plate**

<b>LLL</b>	Less Strike	<b>DEDUCT \$15.50</b>
<b>10-072</b>	1-1/4" x 4-7/8" Square Corner + box; 1-3/16" lip length	<b>STANDARD</b>
<b>10-072xx</b>	1-1/4" x 4-7/8" Square Corner + box; specify lip length (xx) as 1" or 1-1/2"	<b>N/C</b>
<b>10-072xx</b>	1-1/4" x 4-7/8" Square Corner + box; specify lip length (xx) as 1-3/4"	<b>\$36.90</b>
<b>10-075 ●</b>	1/2" Rabbeted	<b>\$126.00</b>
<b>37-015</b>	Strike Frame Reinforcer, specify 37-015	<b>N/C</b>

● For 1-3/4" thick doors, use wide armor front. For over 1-3/4" thick door extended equally (EE) use 1-1/4" wide armor front.

△ Extended leadtime, consult customer service.

**14. Select Door Thickness**

<b>134</b>	1-3/4"	<b>STANDARD</b>
<b>Example 138</b>	1-3/8" to 2-3/4", Shims included (Specify in 1/8" increments)	<b>\$69.60</b>

**15. Select Options**

<b>BAA</b>	BAA Compliant Product	<b>\$118.00</b>
------------	-----------------------	-----------------

BAA compliant products must have the cover letter On page 311 included with the order. Failure to use this cover letter will result in the customer receiving non-BAA compliant product with no recourse for an RMA or refund. BAA compliant product requires a longer lead time, please contact customer service for details.

**Notes:** 1) Connections other than Wiegand or Clock & Data may incur additional fee. Consult access control software provider for details.

2) PIM400 required for connection to ACP; sold separately.

a) PIM400-TD2 required for Wiegand or Clock and Data connection. See page 130

b) If RS485 connection to other ACP is required, contact software provider.

Accessories available, see pages 128-131. Accessories include Panel Interface Module (PIM400) Decorative Plates, SUS A-KIT, etc.

Credentials available, see pages 18-23.

1-3. Select Chassis/Exit Trim Type\*

AD-402-993R	Exit Rim/ <sup>1</sup> Concealed Vertical Rod/ <sup>1</sup> Concealed Vertical Cable	\$2,780.00
AD-402-993S	Exit Surface Vertical Rod	\$2,812.00
AD-402-993M	Exit Mortise Lock	\$2,812.00

\* See page 89 for exit device compatibility. <sup>1</sup> Metal door only.



AD-402-993R-70-FMK

4. Select Function Note: Locking function capabilities are determined by users access control system

70*	Classroom/Storeroom	STANDARD
50*	Office △	\$10.00
40	Privacy △	\$10.00
60	Apartment △	\$10.00

\* Less Door Position Switch, use suffix LDP. Deduct \$21.50

△ Requires RS485 connection to ACP. See page 100 for system diagram. Ensure function is enabled through access control software provider.

5. Select Reader

FMK	FIPS 201-2 Multi-Technology + Keypad   Proximity and Smart Card (PIV & PIV-I Card)	\$557.00
-----	--	----------

Note: The AD-400 lock can be field upgraded to a FIPS 201-2 compliant solution simply by adding the FMK reader (sold separately) and by using the most current firmware revision.

Note: Verify compatibility of PIV & PIV-I credentials with access control software provider.

6. Select Lever\*

LLL	Less interior and exterior levers	DEDUCT \$25.80
SPA	Sparta	N/C
RHO	Rhodes	N/C
ATH	Athens	N/C
TLR	Tubular	N/C
BRW	Broadway	N/C
BRK	Boardwalk	N/C
LAT	Latitude	N/C
LON	Longitude	N/C

\* Tactile Warning use 8AT for Athens, 8RO for Rhodes, 8SP for Sparta and 8TR for Tubular. \$55.00 per lever. Applied to exterior lever only unless otherwise specified. Not available with 643e finish.

7. Select Finish

626	Satin Chrome	N/C
605	Bright Brass	\$147.00
606	Satin Brass	\$147.00
612	Satin Bronze	\$147.00
619	Satin Nickel	\$147.00
625	Bright Chrome	\$147.00
643e	Aged Bronze	\$147.00
626AM	Satin Chrome Antimicrobial	\$190.00

8. Select Cylinder Type

P6 ●△	With Cylinder, Schlage- (Everest 29 S123, 6 Pin KIL standard)	N/C
L	Less Cylinder, Schlage, Falcon, 6 Pin KIL	DEDUCT \$75.00
R ●□	With Cylinder, Schlage 6-Pin (Everest 29 S123 standard) FSIC	\$86.00
J	Less Cylinder, Schlage, 6 Pin FSIC	DEDUCT \$42.00
G ●□	With Cylinder, Schlage 7-Pin (Everest 29R standard) (factory master keyed only) SFIC	\$97.00
B	Less Cylinder, Schlage, Falcon, Competitive OEM's, 7 Pin (SFIC)	N/C
L SAR	Less Cylinder, Sargent (10L + 11L), 6 Pin KIL (Only RHO, 8RO, SPA, 8SP, TLR, 8TR, ATH, 8AT lever styles)	N/C
L CO6	Less Cylinder, Corbin, 6 Pin KIL (Only RHO, 8RO, SPA, 8SP lever styles)	N/C
J SAR	Less Cylinder, Sargent 6300, 6 Pin FSIC	N/C
J CO6	Less Cylinder, Corbin 8000, 6 Pin FSIC	N/C
J CO7	Less Cylinder, Corbin 8000-7, 7 Pin FSIC, (Only RHO, 8RO, SPA, 8SP, TLR and 8TR)	N/C
J MED	Less Cylinder, Medeco 32*0201, 6 Pin FSIC (Only RHO, 8RO, SPA, 8SP lever styles)	N/C
J YA6	Less Cylinder, Yale 1210 or Medeco 31*0100, 6 Pin FSIC	N/C
J YA7	Less Cylinder, Yale 1220, 7 Pin FSIC (Only RHO, 8RO, SPA, 8SP lever styles)	N/C
L FA7	Less Cylinder, Falcon, 7 Pin, KIL (Only RHO, 8RO, SPA, 8SP lever styles)	N/C

● Master Keyed cylinders can be specified and will be shipped in lock packaging. For Master Keying System Summary form which should accompany the master keyed order, see page 285.

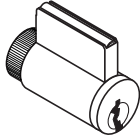
△ For Master Keying, additional line item 50-210 is required, \$23.30 each.

□ Control Keys for installation/removal of interchangeable cores are not furnished and must be ordered separate.

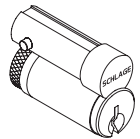
For additional assistance on Master Keying as well as restricted keyways please contact customer service.

Pricing/product description subject to change without notice.

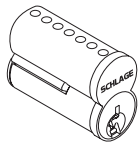
Full Cylinder  
P6 L L-SAR L-FA



Full Size  
Interchangeable Core  
R J J SAR JCO6 JYA6  
JCO7



Small Format  
Interchangeable Core  
G B



**9. Select Keying Type**

Open Keyway Families: KIL or FSIC <sup>2</sup>		
<b>S123</b>	Everest 29 S (Key in Lever or FSIC)	<b>STANDARD</b>
<b>C123</b>	Everest C	<b>N/C</b>
<b>C/CE/E/EF/ F/ FG/ G</b>	Classic Obverse	<b>N/C</b>
Restricted Keyway Families: KIL or FSIC <sup>1,2</sup>		
<b>29 T</b>	Everest 29 T	<b>\$22.00</b>
<b>D</b>	Everest D	<b>\$22.00</b>
<b>Classic Restricted</b>	Quad, Numbered, Reverse	<b>\$22.00</b>
Restricted Keyway Families: SFIC <sup>3</sup>		
<b>29 R</b>	Everest 29 R	<b>N/C</b>
<b>B</b>	Everest B	<b>N/C</b>

<sup>1</sup> Everest Restricted Keyways require a Letter of Authorization to be submitted with the order. See sample Letter of Authorization, see page 297.  
<sup>2</sup> Full Size key systems (Everest 29 S & T, Everest C & D, Obverse & Quad) are available in Primus and Primus XP key system and must be ordered separately. Lock should be ordered less cylinder and Primus cylinder should be a separate line.  
<sup>3</sup> Master Keyed cylinders can be specified and will be shipped in lock packaging. For Master Keying System Summary form which should accompany the master keyed order, see page 285.

**10. Select Handing (Field Reversible)**

<b>RHR</b>	Right Handed Reverse	<b>N/C</b>
<b>LHR</b>	Left Handed Reverse	<b>N/C</b>

**11. Select Battery**

<b>LLL</b>	Less Battery Holder, Batteries, and Cover	<b>DEDUCT \$30.60</b>
<b>4B</b>	4AA Battery Kit	<b>STANDARD</b>
<b>8B</b>	8AA Battery Kit	<b>\$46.10</b>

**12. -13. No Selection Required**

**14. Select Door Thickness**

<b>134</b>	1-3/4"	<b>STANDARD</b>
<b>Example 200</b>	1-3/4" to 2-3/4", (Specify in 1/8" increments)	<b>\$69.60</b>

**15. Select Options**

<b>LRX</b>	Less Von Duprin low current Request-To-Exit switch	<b>DEDUCT \$61.40</b>
<b>BAA</b>	BAA Compliant Product	<b>\$118.00</b>

BAA compliant products must have the cover letter On page 311 included with the order. Failure to use this cover letter will result in the customer receiving non-BAA compliant product with no recourse for an RMA or refund. BAA compliant product requires a longer lead time, please contact customer service for details.

AD-402 Exit Trim comes with a universal mounting plate and is compatible with Von Duprin Series 98/99, 98/99XP, 22/22F exit devices and Falcon 25 rim exit devices with proper low current Request-To-Exit switch (RX-LC). Concealed Vertical Rod and Concealed Vertical Cable trim on metal door only.  
**When Request-to-exit is required, the Von Duprin RX-LC switch (part #050281) or Falcon AE switch (part #650359) must be used or the Warranty is void.**  
**Note:** AD-Series Non-Functioning "Dummy" Exit Trim now available. Please see pages 126-127 for details

- Notes:** 1) Connections other than Wiegand or Clock & Data may incur additional fee. Consult access control software provider for details.  
 2) PIM400 required for connection to ACP; sold separately.  
 a) PIM400-TD2 required for Wiegand or Clock and Data connection. See page 130.  
 b) If RS485 connection to other ACP is required, contact software provider.

Standard accessories available, see pages 128-131.  
 Standard accessories sold separately include Decorative Plates, SUS A-KIT, Dry Contact Board (RLBD), etc.

**1-4. Select Chassis/ Exit Trim Type\* /Reader**

<b>AD-993LLL</b>	“Dummy” Trim Less Reader for Exit Rim/ <sup>1</sup> Concealed Vertical Rod/ <sup>†</sup> Concealed Vertical Cable /Surface Vertical Rod/Mortise Lock	See page 164
<b>AD-993DT</b>	“Dummy” Trim with “Dummy” Reader Cover for Exit Rim/ <sup>1</sup> Concealed Vertical Rod/Surface Vertical Rod/ Mortise Lock	See page 164

\* See page 83 for exit device compatibility. <sup>†</sup> Metal door only.



AD993DT

**5. Select Lever\***

<b>LLL</b>	Less interior and exterior levers	See page 164
<b>SPA</b>	Sparta	See page 164
<b>RHO</b>	Rhodes	See page 164
<b>ATH</b>	Athens	See page 164
<b>TLR</b>	Tubular	See page 164
<b>BRW</b>	Broadway	N/C
<b>BRK</b>	Boardwalk	N/C
<b>LAT</b>	Latitude	N/C
<b>LON</b>	Longitude	N/C

\* Tactile Warning use **BAT** for Athens, **BRO** for Rhodes, **BSP** for Sparta and **BTR** for Tubular. \$55.00 per lever. Applied to exterior lever only unless otherwise specified. Not available with 643e finish.

**6. Select Finish**

<b>626</b>	Satin Chrome	See page 164
<b>605</b>	Bright Brass	See page 164
<b>606</b>	Satin Brass	See page 164
<b>612</b>	Satin Bronze	See page 164
<b>619</b>	Satin Nickel	See page 164
<b>625</b>	Bright Chrome	See page 164
<b>643e</b>	Aged Bronze	See page 164
<b>626AM</b>	Satin Chrome Antimicrobial	See page 164

**7. Select Cylinder Type**

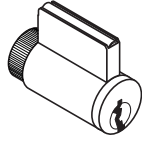
<b>P6</b> ●△	With Cylinder, Schlage- (Everest 29 S123, 6 Pin KIL standard)	N/C
<b>L</b>	With Cylinder, Schlage- Everest 29 S123, 6 Pin KIL	DEDUCT \$75.00
<b>R</b> ●□	With Cylinder, Schlage 6-Pin (Everest 29 S123 standard) FSIC	\$86.00
<b>J</b>	Less cylinder, Schlage, 6 Pin FSIC	DEDUCT \$42.00
<b>G</b> ●□	With Cylinder, Schlage 7-Pin (Everest 29R standard) (factory master keyed only) SFIC	\$97.00
<b>B</b>	Less cylinder, Schlage, Falcon, Competitive OEM's, 7 Pin (SFIC)	N/C
<b>L SAR</b>	Less cylinder, Sargent (10L + 11L), 6 Pin KIL (Only RHO, 8RO, SPA, 8SP, TLR, 8TR, ATH, BAT lever styles)	See page 164
<b>LC06</b>	Less Cylinder, Corbin, 6 Pin KIL (Only RHO, 8RO, SPA, 8SP lever styles)	See page 164
<b>JSAR</b>	Less Cylinder, Sargent 6300, 6 Pin FSIC	See page 164
<b>JC06</b>	Less Cylinder, Corbin 8000, 6 Pin FSIC	See page 164
<b>JC07</b>	Less Cylinder, Corbin 8000-7, 7 Pin FSIC, (Only RHO, 8RO, SPA, 8SP, TLR and 8TR)	See page 164
<b>JMED</b>	Less Cylinder, Medeco 32*0201, 6 Pin FSIC (Only RHO, 8RO, SPA, 8SP lever styles)	See page 164
<b>JYA6</b>	Less Cylinder, Yale 1210 or Medeco 31*0100, 6 Pin FSIC	See page 164
<b>JYA7</b>	Less Cylinder, Yale 1220, 7 Pin FSIC (Only RHO, 8RO, SPA, 8SP lever styles)	See page 164
<b>LFA7</b>	Less Cylinder, Falcon, 7 Pin, KIL (Only RHO, 8RO, SPA, 8SP lever styles)	See page 164

● Master Keyed cylinders can be specified and will be shipped in lock packaging. For Master Keying System Summary form which should accompany the master keyed order, see page 285.

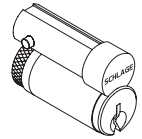
△ For Master Keying, additional line item 50-210 is required, \$21.80 each.

□ Control Keys for installation/removal of interchangeable cores are not furnished and must be ordered separate. For additional assistance on Master Keying as well as restricted keyways please contact customer service.

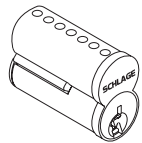
Full Cylinder  
P6 L L-SAR L-FA



Full Size Interchangeable Core  
R J J SAR JCO6 JYA6 JCO7



Small Format Interchangeable Core  
G B



**8. Select Keying Type**

Open Keyway Families: KIL or FSIC <sup>2</sup>		
<b>S123</b>	Everest 29 S (Key in Lever or FSIC)	See page 165
<b>C/CE/E/EF/ F/ FG/ G</b>	Classic Obverse	See page 165
Restricted Keyway Families: KIL or FSIC <sup>1,2</sup>		
<b>29 T</b>	Everest 29 T	See page 165
<b>D</b>	Everest D	See page 165
<b>Classic Restricted</b>	Quad, Numbered, Reverse	See page 165
Restricted Keyway Families: SFIC <sup>3</sup>		
<b>29R</b>	Everest 29 R	See page 165
<b>B</b>	Everest B	See page 165

<sup>1</sup> Everest Restricted Keyways require a Letter of Authorization to be submitted with the order. See sample Letter of Authorization, see page 297.  
<sup>2</sup> Full Size key systems (Everest 29 S & T, Everest C & D, Obverse & Quad) are available in Primus and Primus XP key system and must be ordered separately. Lock should be ordered less cylinder and Primus cylinder should be a separate line.  
<sup>3</sup> Master Keyed cylinders can be specified and will be shipped in lock packaging. For Master Keying System Summary form which should accompany the master keyed order, see page 285.

**9. Select Handing (Field Reversible)**

<b>RHR</b>	Right Handed Reverse	See page 165
<b>LHR</b>	Left Handed Reverse	See page 165

**10. - 12. No Selection Required**

**13. Select Door Thickness**

<b>134</b>	1-3/4"	See page 165
<b>Example 178</b>	1-7/8" to 2-3/4", (Specify in 1/8" increments)	See page 165

**14. Select Options**

<b>BAA</b>	BAA Compliant Product	See page 165
------------	-----------------------	--------------

BAA compliant products must have the cover letter on page 311 included with the order. Failure to use this cover letter will result in the customer receiving non-BAA compliant product with no recourse for an RMA or refund. BAA compliant product requires a longer lead time, please contact customer service for details.

**AD-Series Exit Trim**

The AD993DT Non-Functioning “Dummy” Trim comes with a universal mounting plate and is compatible with the following exit devices:

**Von Duprin 98/99 and 98/99XP**

Rim, Concealed Vertical Rod (metal door only), Concealed Vertical Cable (metal door only), Surface Vertical Rod, Mortise. Low current Request-to-Exit Switch optional for future network migration.

**Von Duprin 22/22F**

Rim, Surface Vertical Rod

**Falcon 25 - Rim**

**Sargent 80 Series** (Narrow design & reversible rim exits not compatible) - Rim

**Corbin Russwin 5000 Series - Rim**

**Yale 7000 - Rim**

**Dorma 9300 - Rim**

**Precision 21 - Rim** (2100 converts to 21 with Precision’s BP21 Kit)

Accessories available, see pages 128-131. Accessories include Panel Interface Module (PIM400) Decorative Plates, SUS A-KIT, etc. Credentials available, see pages 18-23.

Product ID	Product Description	Product Specification	Price
<b>Android Cable (For use with SUS Android App)</b>			
47282796 SUS A-KIT	USB and 2-PIN Android Cable	Used to connect Android device to USB and 2-PIN locks and accessories.	See page 166

### Handheld Device Accessory

HH-USB	USB Replacement Cable	Used to connect Handheld Device to USB locks and accessories.	See page 166
--------	-----------------------	---	--------------

### Handheld Device Accessories (Legacy Product Support)

HH-2PIN SERIAL	Serial Cable	Used to connect current model HHD (BM170) directly to legacy serial products without the need of a CIP	See page 166
HH-SERIAL	Serial Cable *	Used to connect previous model HHD (BM150) with CIP to program serial products.	See page 166
PIMWA-CV	Null Converter	Used to connect Handheld Device to WA Series PIM, using HH-SERIAL Serial Cable. (compatible to current and previous model HHDs)	See page 166
P512112	Computer Interface Module (CIP)*	Used to program serial products using HH-SERIAL Serial Cable.	See page 166
P101203	CIP with iButton Reader*	Used to program serial products using HH-SERIAL Serial Cable.	See page 166

\* Not compatible to current HHD (BM170)

### Reader Modules - (Select by Technology) - (Please specify FINISH - Example: KP-626)

KP	Keypad Only Reader Module		See page 166
MG	Magnetic Stripe (Insert) Reader Module - (Track 1, 2, or 3)		See page 166
MGK	Magnetic Stripe (Insert) with Keypad Reader Module - (Track 1, 2, or 3)		See page 166
MS	Magnetic Stripe (Swipe) Reader Module - (Track 1, 2, or 3)		See page 166
MSK	Magnetic Stripe (Swipe) with Keypad Reader Module - (Track 1, 2, or 3)		See page 166
MT	Multi-Technology Reader Module - (125 kHz Proximity and 13.56 MHz Smart)		See page 166
MTK	Multi-Technology with Keypad Reader Module - (125 kHz Proximity and 13.56 MHz Smart)		See page 166
SI	Smart Technology iClass Compatible Reader		See page 166
SIK	Smart Technology iClass Compatible Reader + Keypad		See page 166
FMK	FIPS Multi-Technology with Keypad Reader Module - (125 kHz Proximity and 13.56 MHz Smart)		See page 166
DT	Dummy Trim Reader Cover		See page 166

### Reader Module Accessories

510310	Magnetic Stripe Cleaning Cards		See page 166
--------	--------------------------------	--	--------------

### Communication Module Kits - (Please specify FINISH - Example: COM200C-626)

COM200C	AD-200/AD-250 Offline Communication Kit (Cover)	Classroom/Storeroom Functions (Cylindrical and Exit Chassis)	See page 166
COM200L◆	AD-200/AD-250 Offline Communication Kit (Cover with Indicator Lens)	Privacy/Apartment Functions (Mortise Deadbolt Chassis)	See page 166
COM200P◆	AD-200/AD-250 Offline Communication Kit (Cover with Push Button)	Privacy/Apartment/Office Functions (Cylindrical and Mortise Chassis)	See page 166
COM300L◆■	AD-300 Hardwired Communication Kit (Cover with Indicator Lens, RS485 Communication PCB)	Classroom/Storeroom Functions (Cylindrical, Mortise and Exit Chassis) Privacy/Apartment Functions (Mortise Deadbolt Chassis)	See page 166
COM300P◆■	AD-300 Hardwired Communication Kit (Cover with Push Button, RS485 Communication PCB)	Privacy/Apartment/Office Functions (Cylindrical and Mortise Chassis)	See page 166
COM400L◆■	AD-400 Wireless Communication Kit (Cover with Indicator Lens, 900MHz Communication PCB)	Classroom/Storeroom Functions (Cylindrical, Mortise and Exit Chassis) Privacy/Apartment Functions (Mortise Deadbolt Chassis)	See page 166
COM400P◆■	AD-400 Wireless Communication Kit (Cover with Push Button, 900MHz Communication PCB)	Privacy/Apartment/Office Functions (Cylindrical and Mortise Chassis)	See page 166

◆ Must order and install Door Position Switch #46929121 for proper operation

■ Must order and install Pigtail Exit Adapter #23536774 for RX-LC switch if retrofitting AD-200-993 to AD-300-993 or AD-400-993

	Class	Chassis	Type	Classroom/ Storeroom (70)	Office (50)	Apartment (60)	Privacy (40)
OFFLINE	AD-200 & AD-250	CY	Cylindrical	COM200C	COM200P	COM200P	COM200P
	AD-200 & AD-250	MS	Mortise	COM200C	COM200P	COM200P	COM200P
	AD-200 & AD-250	MD	Mortise Deadbolt	N/A	N/A	COM200L	COM200L
	AD-200 & AD-250	993	Exit Trim	COM200C	N/A	N/A	N/A
NETWORKED	AD-300	CY	Cylindrical	COM300L	COM300P	COM300P	COM300P
	AD-300	MS	Mortise	COM300L	COM300P	COM300P	COM300P
	AD-300	MD	Mortise Deadbolt	N/A	N/A	COM300L	COM300L
	AD-300	993	Exit Trim	COM300L	N/A	N/A	N/A
	AD-400	CY	Cylindrical	COM400L	COM400P	COM400P	COM400P
	AD-400	MS	Mortise	COM400L	COM400P	COM400P	COM400P
	AD-400	MD	Mortise Deadbolt	N/A	N/A	COM400L	COM400L
	AD-400	993	Exit Trim	COM400L	N/A	N/A	N/A

Suffixes: C= Cover L= LED Only P= Pushbutton

Note: Connections other than Wiegand or Clock & Data may incur additional fee. Consult access control provider for details.

Pricing/product description subject to change without notice.



Product ID	Product Description	Price
------------	---------------------	-------

**Door Position Switch**

46929121	Door Position Switch	See page 226
----------	----------------------	--------------

**Battery Cover - (Select by Battery Quantity) - (Please specify FINISH - Example: 4C-626)**

4C (46929071)	4AA Battery Cover (with Screw)	See page 227
---------------	--------------------------------	--------------

8C (46929105)	8AA Battery Cover (with Screw)	See page 227
---------------	--------------------------------	--------------

**Battery Holder & Cover Kit - (Select by Battery Quantity) - (Please specify FINISH - Example: 4B-626)**

4B (46929055)	4AA Battery Holder & Cover Kit (Includes 4AA Battery Holder with Cable, 4AA Battery Strap, Battery Strap Screws, 4AA Battery Cover, Cover Screw, Torx Cover Screw)	See page 227
---------------	--	--------------

8B (46929089)	8AA Battery Holder & Cover Kit (Includes 8AA Battery Holder with Cable, 8AA Battery Strap, Battery Strap Screws, 8AA Battery Cover, Cover Screw, Torx Cover Screw, Mylar)	See page 227
---------------	---	--------------

**Torx Tamper Screw Pack - (Select by Chassis Type) - (Please specify FINISH - Example: 23538812-626)**
**Cylindrical**

23538812	Torx Tamper Screw Pack	See page 227
----------	------------------------	--------------

**Mortise**

23538820	Torx Tamper Screw Pack	See page 227
----------	------------------------	--------------

**Exit**

23538838	Torx Tamper Screw Pack	See page 227
----------	------------------------	--------------

**Decorative Plate - (Select by Size) - (Please specify FINISH - Example: 23760283-626)**

23631823	1.5" x 3.25" x .105" Decorative Plate (with Screws) - (Exit Trim)	See page 226
----------	---	--------------

23760267	1.7" x 3.5" x .075" Decorative Plate (with Screws)	See page 226
----------	--	--------------

23760283	3.2" x 3.5" x .075" Decorative Plate (with Screws)	See page 226
----------	--	--------------

23760317	6.0" x 3.5" x .075" Decorative Plate (with Screws)	See page 226
----------	--	--------------

23760325	6.6" x 3.5" x .075" Decorative Plate (with Screws)	See page 226
----------	--	--------------

23760309	8.0" x 3.5" x .075" Decorative Plate (with Screws)	See page 226
----------	--	--------------

23760291	8.0" x 3.5" x .075" Decorative Plate (with Screws and Welded Standoff)	See page 226
----------	--	--------------

23760259*	10.5" x 3.5" x .075" Decorative Plate (no Screws necessary) - (Under Lock)	See page 226
-----------	--	--------------

23760275*	12.0" x 3.5" x .075" Decorative Plate (no Screws necessary) - (Under Lock)	See page 226
-----------	--	--------------

\*Please consider overall Door Thickness when ordering

**Note:** Single Decorative Plate. Interior and Exterior Decorative Plates may be required.

**Note:** Decorative Plates may have multiple applications. Please refer to AD-Series Retrofit Template Overlay guide at [www.schlage.com/support](http://www.schlage.com/support) for more information.

Available Finishes: 626 Satin Chrome Standard. Please consult Customer Care for 605 Bright Brass or 643E Aged Bronze.

**Shim Plates**

23458607	Interior Shim Plate - (for AD-200/250/300)	See page 226
----------	--	--------------

23458565	Interior Shim Plate - (for AD-400)	See page 226
----------	------------------------------------	--------------

23458599	Exterior Shim Plate	See page 226
----------	---------------------	--------------

**Note:** Device is 0.063" thick

**Installation Tools**

40-286	Universal Clamp	See page 176
--------	-----------------	--------------

40-288	AD Series cylindrical lock installation template	See page 176
--------	--	--------------

40-292	Universal cylindrical door position switch (DPS) installation template	See page 176
--------	--	--------------

40-287	AD Series mortise lock installation template	See page 176
--------	--	--------------

40-291	Universal mortise door position switch (DPS) installation template	See page 176
--------	--	--------------

**Note:** The universal clamp above is necessary when using the remaining products to ensure hole placement accuracy.

The "Universal" (Clamp & DPS) products are for use in all CO, AD and LE product installations.

# AD-Series Networked Accessories



AD-SERIES

Networked

Standalone

Product ID	Product Description	Product Specification	Price
<b>AD-300/302 Hardwired Accessories</b>			
<b>Panel Interface Board</b>			
<b>PIB300-2D*</b>	Panel Interface Board (supports 2 doors)	Supports up to two AD-300 Locks. Wiegand or Clock & Data output. Includes Weatherproof Enclosure (7.1" x 7.1"), RS485 input. Requires 12 or 24 VDC Power Supply.	<b>\$590.00</b>
<b>RLBD</b>	Relay Board (for PIB300-2D or PIM400-TD2)	Optionally used with PIM300-2D or PIM400-TD2 to simplify installation with Access Control Panels that require relays. Configurable for Normally Open or Normally Closed.	<b>\$299.00</b>

## Miscellaneous

<b>798-12</b>	Armored Door Cord	12" x 1/2"	<b>\$90.50</b>
<b>798-18</b>	Armored Door Cord	18" x 1/2"	<b>\$114.00</b>

## AD-400/402 Wireless Accessories

<b>Panel Interface Module</b>			
<b>PIM400-TD2*</b>	Panel Interface Module (supports 2 doors)	Wiegand or Clock & Data output. Includes Weatherproof Enclosure (7.1" x 7.1"), Internal Antenna with ability to add Remote Antenna. Requires 12 or 24 VDC power supply. Relay Board sold separately.	<b>\$1,037.00</b>
<b>RLBD</b>	Relay Board (for PIB300-2D or PIM400-TD2)	Optionally used with PIM300-2D or PIM400-TD2 to simplify installation with Access Control Panels that require relays. Configurable for Normally Open or Normally Closed.	<b>\$299.00</b>

## Wireless Portable Readers

<b>WPR400-DT</b>	Wireless Portable Signal Tester (with Dummy Trim Reader Cover)	Handheld, battery-operated signal tester with non-functioning Dummy Trim Reader Cover.	<b>\$1,587.00</b>
<b>WPR400-KP</b>	Wireless Portable Reader (with Keypad Only Reader Module)	Handheld, battery-operated unit with Keypad Only Reader Module.	<b>\$2,187.00</b>
<b>WPR400-MG</b>	Wireless Portable Reader (with Magnetic Stripe (Insert) Reader Module)	Handheld, battery-operated unit with Magnetic Stripe (Insert) Reader Module.	<b>\$2,317.00</b>
<b>WPR400-MGK</b>	Wireless Portable Reader (with Magnetic Stripe (Insert) with Keypad Reader Module)	Handheld, battery-operated unit with Magnetic Stripe (Insert) with Keypad Reader Module.	<b>\$2,402.00</b>
<b>WPR400-MS</b>	Wireless Portable Reader (with Magnetic Stripe (Swipe) Reader Module)	Handheld, battery-operated unit with Magnetic Stripe (Swipe) Reader Module.	<b>\$2,306.00</b>
<b>WPR400-MSK</b>	Wireless Portable Reader (with Magnetic Stripe (Swipe) with Keypad Reader Module)	Handheld, battery-operated unit with Magnetic Stripe (Swipe) with Keypad Reader Module.	<b>\$2,384.00</b>
<b>WPR400-MT</b>	Wireless Portable Reader (with Multi-Technology Reader Module)	Handheld, battery-operated unit with Multi-Technology Reader Module.	<b>\$2,424.00</b>
<b>WPR400-MTK</b>	Wireless Portable Reader (with Multi-Technology with Keypad Reader Module)	Handheld, battery-operated unit with Multi-Technology with Keypad Reader Module.	<b>\$2,500.00</b>
<b>WPR400-SI</b>	Wireless Portable Reader (with Smart-Technology iClass Reader Module)	Handheld, battery-operated unit with Smart-Technology iClass Compatible Reader Module.	<b>\$2,465.00</b>
<b>WPR400-SIK</b>	Wireless Portable Reader (with Smart-Technology iClass Keypad Reader Module)	Handheld, battery-operated unit with Smart-Technology iClass Compatible with Keypad Reader Module.	<b>\$2,539.00</b>
<b>WPR401-FMK</b>	Wireless Portable Reader (with FIPS Multi-Technology with Keypad Reader Module)	Handheld, battery-operated unit with FIPS Multi-Technology with Keypad Reader Module.	<b>\$2,745.00</b>
<b>24885600</b>	WPR400/TK400 Battery Conversion Kit (includes 8AA Batteries, 8AA Battery Holder with appropriate mounting hardware pre-mounted in a new base)	Converts from the Proprietary battery pack to 8 Off-the-Shelf AA batteries	<b>\$118.00</b>

**Note:** Connections other than Wiegand or Clock & Data may incur additional fee. Consult access control provider for details.

\* For BAA compliant PIB300-2D or PIM400-TD2 add \$25.00. Use suffix BAA.

BAA compliant products must have the cover letter On page 311 included with the order. Failure to use this cover letter will result in the customer receiving non-BAA compliant product with no recourse for an RMA or refund. BAA compliant product requires a longer lead time, please contact customer service for details.

Pricing/product description subject to change without notice.

Product ID	Product Description	Product Specification	Price
<b>AD-400 Wireless Accessories (continued)</b>			
<b>Control Kits</b>			
<b>ECK400</b>	Elevator Control Kit	Includes WRI400, PIM400-TD2, ANT400-REM-I/O, 12 VDC Power Supply.	<b>\$3,450.00</b>
<b>GCK400</b>	Gate Control Kit	Includes WRI400, PIM400-TD2, ANT400-REM-I/O, MGB+MCA5, 12 VDC Power Supply.	<b>\$3,605.00</b>
<b>Wireless Test Kit</b>			
<b>TK400</b>	Wireless Test Kit	Pre-Installed Test Kit; Complete with WPR400-DT, PIM400-TD2, 593PI Power Supply, Charger, Carrying Case.	<b>\$2,031.00</b>
<b>Wireless Repeater Kit</b>			
<b>REPTR400</b>	Wireless Repeater Kit	Complete with PIM400-TD2 and WRI400.	<b>\$2,258.00</b>
<b>Remote Antennas</b>			
<b>ANT400-REM-I/O</b>	Omni-Directional Remote Indoor/Outdoor Antenna Module	Includes Antenna, 15' Coax, Coax Whip, Articulated Wall/Post Mounting Hardware. For indoor use with PIM400 and/or WRI400. Requires MGB+MCA5 Antenna Grounding Kit for outdoor applications.	<b>\$666.00</b>
<b>ANT400-REM-I/O+6DB</b>	Directional Remote Indoor/Outdoor Antenna Module with 6dB Gain	Includes Antenna, 15' Coax, Coax Whip, Articulated Wall/Post Mounting Hardware. For indoor use with PIM400 and/or WRI400. Requires MGB+MCA5 Antenna Grounding Kit for outdoor applications.	<b>\$642.00</b>
<b>ANT400-REM-CEILING</b>	Omni-Directional Remote Indoor/Outdoor Antenna Module	Includes Antenna, 15' Coax, Coax Whip. For indoor use with PIM400 and/or WRI400.	<b>\$489.00</b>
<b>ANT400-REM-HALL</b>	Bi-Directional Remote Indoor Antenna Module	Includes Antenna, 15' Coax, Coax Whip. For indoor use with PIM400 and/or WRI400.	<b>\$698.00</b>
<b>Antenna Grounding Kit</b>			
<b>MGB+MCA5</b>	Antenna Grounding Kit (for outdoor mounting)	May be used with ANT400-REM-I/O, ANT400-REM-I/O+6DB, ANT400-REM-CEILING, ANT400-REM-HALL.	<b>\$230.00</b>
<b>Power Supply</b>			
<b>593PI-12DC</b>	120 VAC to 12 VDC Power Supply	Used to power PIM-TD2, PIM-TD4, PIM-EXP, WRI-OTD-12 VDC, and WRI-IN-12 VDC as well as PIM400 and WRI400.	<b>\$143.00</b>

**Note:** Connections other than Wiegand or Clock & Data may incur additional fee. Consult access control provider for details.



<b>AD-SERIES STANDALONE - TABLE OF CONTENTS</b>	
<b>HOW TO ORDER</b>	<b>134</b>
<b>AD-SERIES STANDALONE LOCKS &amp; DEVICES OVERVIEW</b>	<b>135</b>
<b>AD-200 STANDALONE HARDWIRED</b>	<b>146</b>
Cylindrical	146
Mortise/Mortise Deadbolt	148
Exit Trim	150
<b>AD-201 STANDALONE HARDWIRED (FIPS COMPLIANT); RIGHTS ON LOCK</b>	<b>152</b>
Cylindrical	152
Mortise/Mortise Deadbolt	154
Exit Trim	156
<b>AD-250 STANDALONE, RIGHT ON CARD</b>	<b>158</b>
Cylindrical	158
Mortise/Mortise Deadbolt	160
Exit Trim	162
<b>AD-SERIES 993 NON-FUNCTIONING “DUMMY” TRIM</b>	<b>164</b>
<b>AD SERIES STANDALONE ACCESSORIES</b>	<b>166</b>

**CONTACT INFORMATION FOR AD-SERIES STANDALONE LOCKS & DEVICES**

Payment Address: Schlage Electronic Security  
 15934 Collections Center Drive  
 Chicago, IL 60693

<b>877-671-7011</b>	
<b>Customer Service:</b>	<b>Technical Support:</b>
Order Status, Credit Returns of Non-Defective Products, General Sales Questions	Technical Questions/Issues, Returns of Defective Products, Repairs
Email Orders To: Allegion_Orders@allegion.com	Contact For Technical Assistance: Electronic_Lock_TechProdSupport@allegion.com

Pricing/product description subject to change without notice.

How to Order:

**REQUIRED FIELDS**      **FACTORY DEFAULT AND OPTIONS**

AD – 200 – CY – 70 – MG – SPA – 626 – P6 – S123 – RH – 4B – 13-247 – 10-025 – 1-3/4 – BAA

**1. Series**

**2. Class**

- 200 Rights on Lock
- 201 FIPS Compliant
- 250 Rights on Magnetic Card

**3. Chassis:**

- CY Cylindrical
- MS Mortise
- MD Mortise Deadbolt
- 993R Exit Trim – Rim/CVR/CVC
- 993S Exit Trim – SVR
- 993M Exit Trim – Mortise
- 993DT "Dummy" Exit Trim

**4. Function:**

- 70 Classroom/Storeroom
- 50 Office
- 40 Privacy
- 60 Apartment

**5. Reader:**

- KP Keypad
- MGK Magnetic Stripe + Keypad (Insert)
- MG Magnetic Stripe (Insert)
- MSK Magnetic Stripe + Keypad (Swipe)
- MS Magnetic Stripe (Swipe)
- MTK Multi-Technology + Keypad
- MT Multi-Technology
- FMK FIPS 201-2 Compliant Multi-Technology + Keypad

**6. Lever: △**

- SPA Sparta                      ATH Athens
- RHO Rhodes                      TLR Tubular

△ To add tactile warning, use prefix 8. Example 8SPA

**7. Finish:**

- 626 Satin Chrome
- 605 Bright Brass
- 606 Satin Brass
- 612 Satin Bronze
- 619 Satin Nickel
- 625 Bright Chrome
- 643e Aged Bronze
- 626AM Satin Chrome (Antimicrobial Coating)

**8. Cylinder Type:**

- P6 Schlage 6-pin Full Cylinder
- For options see individual Class/Chassis page

**9. Keyway Type:**

- S123 Everest 29
- For options see individual Class/Chassis page

**10. Handing:**

- RH Right Handed
- LH Left Handed
- RHR Right Handed Reverse
- LHR Left Handed Reverse

**11. Battery Holder:**

- 4B - 4AA Battery Kit                      8B - 8AA Battery Kit

**12. Backset and Latch or Armor Front:**

- 13-247 2-3/4" Backset, Deadlatch, Square Corner, 1-1/8" x 2-1/4" (Standard on CY Chassis)
  - 09-663 Armor Front, 1-1/4" Wide, Square Corner (Standard on MS Chassis)
- For options see individual Class/Chassis page

**13. Strike:**

- 10-025 1-3/16" Lip, ANSI, no box, 1-1/4" x 4-7/8" (Standard on CY Chassis)
  - 10-072 1-3/16" Lip, 1-1/4" x 4-7/8" square corner, box (Standard on MS Chassis)
- For options see individual Class/Chassis page

**14. Door Thickness:**

- 1-3/4" (Standard)
- For options see individual Class/Chassis page

**15. Additional Options**

Pricing/product description subject to change without notice.

## AD-Series Standalone Locks

With the AD-Series, one platform translates to an endless number of adaptable solutions. You can choose the features and functions that are right for the application today, and upgrade to meet your evolving needs in the future.

### Class

<b>AD-200</b>	Standalone, User Rights on the Lock. Computer or Manually Programmable. Keypad, Multi-technology or Magnetic Stripe reader options available.	
<b>AD-201</b>	FIPS 201-2 Compliant Standalone, User Rights on the Lock. Computer Programmable with FIPS 201-2 Compliant multi-technology reader.	
<b>AD-250</b>	Standalone, user rights on magnetic stripe card. Computer programmable. Magnetic stripe or magnetic stripe + keypad reader options available	

**Note:** 1. AD-Series locks are upgradable from standalone to networked by applying a communication module available in the accessories section and new firmware available on [www.schlage.com/support](http://www.schlage.com/support).

### Chassis

<b>CY: Cylindrical</b>	Bored lock installed into a round hole in door	
<b>MS: Mortise</b>	Lock case installed into a mortise rectangular "pocket" in the door	
<b>MD: Mortise Deadbolt</b>	Mortise lock with built-in interconnected auxiliary deadbolt	
<b>993R: Exit Trim</b>	Rim/Concealed Vertical Rod* (CVR) & Concealed Vertical Cable* (CVC) *Metal door only	
<b>993M: Exit Trim</b>	Mortise	
<b>993S: Exit Trim</b>	Surface Vertical Rod (SVR)	
<b>993DT: Exit Trim</b>	Non-Functioning "Dummy" Exit Trim	

**Note:** 2. Exit trim utilizes universal hardware to simplify installation to a variety of exit device. AD-Series networked locks require a request to exit switch, please see compatibility below.

### Exit Device Compatibility

Exit trim utilizes universal hardware to simplify installation to a variety of exit devices.

Exit Device Compatibility		Rim	SVR	CVR/CVC	Mortise
Von Duprin	98/99 and 98/99XP	●	●	●*	●
Von Duprin	22/22F	●	●		
Falcon	25	●			
Corbin Russwin®	5000	●			
Precision™	21 (2100 converts to 21 with Precision's BP21 kit)	●			
Yale®	7000	●			
Dorma®	9300	●			
Sargent®	80	●†			







● AD-200 and 250 Offline locks only. \* Metal door only. † Narrow design and reversible rim exits not compatible

Pricing/product description subject to change without notice.

Function








AD-200/201

AD-250

<p><b>70: Classroom/Storeroom</b></p>	<p>Lockset is normally secure. Inside lever always allows free egress. Valid toggle credentials on the exterior may be used to change to a passage or secured status.</p>	<p>No button</p> 	<p>No button</p> 
<p><b>50: Office</b></p>	<p>Lockset is normally secure. Inside lever always allows free egress. Interior pushbutton on inside housing may be used to select a passage or secured status. Meets need for lockdown function for safety and security. <b>NOTE:</b> Valid toggle credentials on the exterior may also be used to change status. Has interior pushbutton (IPB).</p>		
<p><b>40: Privacy</b></p>	<p>Lockset is normally secure. Inside lever always allows free egress. Interior pushbutton on inside housing may be used to select a privacy status. The interior pushbutton will disable normal electronic access from the exterior. Opening the door or pressing the interior pushbutton a second time on the inside housing deactivates the privacy status. Has interior pushbutton (IPB).</p>	<p>Privacy button</p> 	<p>Privacy button</p> 
<p><b>60: Apartment</b></p>	<p>Lockset is normally secure. Inside lever always allows free egress. Interior-pushbutton on inside housing may be used to select a passage or secured status. Opening the door or pressing the interior pushbutton causes the lockset to toggle unsecured. While toggled unsecured, the lockset can only be secured while the door is closed by pressing the interior pushbutton or using a normal credential on the exterior. Normal electronic access from the exterior is always allowed. Has interior pushbutton.</p>		



**Reader**

<p><b>KP: Keypad</b></p>	<p>12 button design</p>	
<p><b>MGK: Magnetic Stripe + Keypad (Insert)</b></p>		
<p><b>MG: Magnetic Stripe (Insert)</b></p>		
<p><b>MSK: Magnetic Stripe + Keypad (Swipe)</b></p>	<p>Configurable to read the complete Track 1, 2 or 3. Available with and without 12 button keypad.</p>	
<p><b>MS: Magnetic Stripe (Swipe)</b></p>		
<p><b>MTK: Multi-Technology + Keypad</b></p>		
<p><b>FMK: FIPS Compliant Multi-Technology + Keypad</b></p>	<p>Single solution that reads 125 kHz proximity and 13.56 MHz smart credentials. Available with and without 12-button keypad</p>	
<p><b>MT: Multi-Technology</b></p>		

- Notes:**
4. Please refer to AD-Series data sheets and solution sheets prior to ordering to verify credential compatibility.
  5. FMK reader now sold separately for field upgrades.
  6. Must specify finish when ordering reader separately. KP, MGK, MG, MSK & MS readers available in 626, 605, 606, 612, 619, 625 & 643e. MT, MTK & FMK readers are available in Grey (for 619, 626, 626AM & 625) and available in Brown (for 605, 606, 612 & 643e).

Lever

<b>RHO</b>	Rhodes		
<b>SPA</b>	Sparta		
<b>TLR</b>	Tubular		
<b>ATH</b>	Athens		
<b>BRW</b>	Broadway		
<b>BRK</b>	Boardwalk		
<b>LAT</b>	Latitude		
<b>LON</b>	Longitude		

- Notes:**
- All lever designs are available in finishes 605, 606, 612, 619, 625, 626, 643E and 626AM.
  - SPA, TLR & ATH Meet California Fire Code for 1/2" or less return to the door.
  - Changing Lever Cylinder Compatibility on a device typically requires replacement of existing spring cage and tailpiece
  - To order tactile warning levers use 8AT for Athens, 8RO for Rhodes, 8SP for Sparta and 8TR for Tubular. Applied to exterior lever only unless otherwise specified. Not available with 643e finish.
  - AD Series, CO Series and ND Series levers may be interchangeable in some cases depending whether it is an interior or exterior lever, the type of chassis and the type of cylinder/ spring cage/ tail piece. Please consult the AD Series Parts guide for more information.

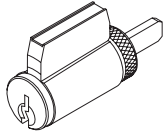
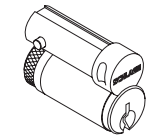

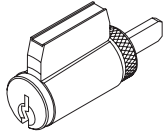

Finish

<b>626</b>	Satin Chrome	BHMA # 626E, Government # US26D
<b>605</b>	Bright Brass	BHMA # 605E, Government # US3
<b>606</b>	Satin Brass	BHMA # 606E, Government # US4
<b>612</b>	Satin Bronze	BHMA # 612E, Government # US10
<b>619</b>	Satin Nickel	
<b>625</b>	Bright Chrome	BHMA # 625E, Government # US26
<b>643e</b>	Aged Bronze	
<b>626AM</b>	Satin Chrome Antimicrobial	

**Note:** 12. Please refer to the Electronic Access Control catalog or online product information at [us.allegion.com](http://us.allegion.com) to view each finish.

Pricing/product description subject to change without notice.

**Cylinder**

<b>P</b>	With cylinder Schlage- Everest 29 S123 6 Pin Key-in-Lever (KIL) Keyed different as standard with two keys		
<b>L</b>	Less cylinder Schlage, Falcon 6 Pin Key-in-Lever (KIL)		
<b>R</b>	With cylinder Schlage- Everest 29 S123 6 Pin Full Size Interchangeable Core (FSIC) Keyway one bitted as standard with two keys		
<b>J</b>	Less cylinder Schlage 6 Pin Full Size Interchangeable Core (FSIC)		
<b>G</b>	With cylinder Schlage Everest 29 R 7 Pin Small Format Interchangeable Core (SFIC) Factory master keyed with two keys as standard, master keying must be specified		
<b>B</b>	Less cylinder Schlage, Falcon, Competitive OEM's 7 Pin Small Format Interchangeable Core (SFIC)		
<b>L SAR</b>	Less cylinder Sargent (10L+11L) 6 Pin Key-in-Lever (KIL)		
<b>LC06</b>	Less cylinder 6 Pin Key-in-Lever (KIL)		
<b>JDSAR</b>	Less cylinder Sargent 6300 6 Pin Full Size Interchangeable Core (FSIC)		
<b>JC06</b>	Less cylinder Corbin 8000 6 Pin Full Size Interchangeable Core (FSIC)		
<b>JC07</b>	Less cylinder Corbin 8000-7 7 Pin Full Size Interchangeable Core (FSIC) (Only RHO, 8RO, SPA, BSP, TLR, 8TR)		
<b>JMED</b>	Less cylinder Medeco 32*0201 6 Pin Full Size Interchangeable Core (FSIC)		
<b>JYA6</b>	Less cylinder Yale 1210 or Medeco 31*0100 6 Pin Full Size Interchangeable Core (FSIC)		
<b>JYA7</b>	Less cylinder Yale 1220 7 Pin Full Size Interchangeable Core (FSIC)		
<b>L FA7</b>	Less cylinder Falcon 7 Pin Key-in-Lever (KIL) (Only RHO, 8RO, SPA, BSP lever styles)		
			*Less Core
			*Less Core
			*Less Core

- Notes:**
- 13. Competitor lever designs come in finishes 626 standard, and 605, 606, 612, 619, 625, 643e, and 626AM with extended lead-times.
  - 14. For P, R and G -Master Keyed cylinders can be specified and will be shipped in lock packaging.
  - 15. For Master Key System Summary form which should accompany the master keyed order, see pages 293-303.
  - 16. For Master Keying, additional line item 50-210 is required for Classic and Everest cylinders.
  - 17. Control Keys for installation/removal of interchangeable cores are not furnished and must be ordered separate.
  - 18. For additional assistance on Master Keying as well as restricted keyways please contact your local sales representative.
  - 19. Spring cages & tail pieces are different based on the type of cylinder and chassis selected. Please see the AD-Series parts guide for more information.
  - 20. The AD-Series accepts many popular models of standard, SFIC, and FSIC cylinders. Consult the Keyway/Cylinder compatibility datasheet (010432) for details. See pricebook for specific configurations.

Pricing/product description subject to change without notice.

**Key Systems Available Through Schlage**

<b>Everest 29 S Keyway Family</b>	Patent protected open keyways that are available in full size key in lever and full size interchangeable core (FSIC) formats. Patent protection through 2029.
<b>Everest 29 T Keyway Family</b>	Patent protected restricted keyways that are available in full size key in lever and full size interchangeable core (FSIC) formats. Patent protection through 2029.
<b>Everest D Keyway Family</b>	Restricted keyways that are available in full size key in lever and full size interchangeable core (FSIC) formats.
<b>Everest C Keyway Family</b>	Open keyways that are available in full size key in lever and full size interchangeable core (FSIC) formats. R
<b>Schlage Classic Open Keyways</b>	Classic (C/E/F): Open keyways available in key in lever and full size interchangeable core designs
<b>Everest B Keyway Family</b>	Restricted keyways that are available on small format interchangeable core (SFIC).
<b>Everest 29 R Keyway Family</b>	Patent protected restricted keyways that are available on small format interchangeable core (SFIC). Patent protection through 2029.

- Notes:** 21. Everest Restricted Keyways require a Letter of Authorization to be submitted with the order.  
 22. See sample Letter of Authorization page 305.  
 23. Full Size key systems (Everest 29 S & T, Everest C & D, Obverse & Quad) are available in Primus and Primus XP key system and must be ordered separately. Lock should be ordered less cylinder and Primus cylinder should be a separate line..  
 24. Contact your local RSO representative for assistance in determining which format and level of exclusivity best suits your needs.

**Handing**

<b>RH</b>	Right Handed: Hinges on Right Opens Inward	
<b>LH</b>	Left Handed: Hinges on left Opens Inward	
<b>RHR</b>	Right Handed Reverse: Hinges on Right Opens Outward	
<b>LHR</b>	Left Handed Revers: Hinges on Left Opens Outward	

- Notes:** 25. Exit trim 993 chassis available only with RHR or LHR option.  
 26. Handing is field reversible, but requires removal of the exterior escutcheon cover. Please see AD- Series installation instructions for details.

**Battery**

<b>4B</b>	4AA Battery Holder and Cover Kit	
<b>8B</b>	8AA Battery Holder and Cover Kit	

- Notes:** 27. AD-Series locks use standard off the shelf AA batteries.

Pricing/product description subject to change without notice.

**Backset & Latchbolt (Cylindrical Chassis)**

<p><b>13-247</b></p>	<p>2-3/4" Backset, Deadlatch, Square corner, 1-1/8" x 2-1/4"</p>	
<p><b>14-049</b></p>	<p>2-3/4" Backset, Deadlatch Anti-friction fire door latch, Square corner, 1-1/8" x 2-1/4", 3/4" throw</p>	
<p><b>14-051</b></p>	<p>2-3/8" Backset, Deadlatch Square corner, 1-1/8" x 2-1/4"</p>	
<p><b>14-050</b></p>	<p>3-3/4" Backset, Deadlatch Square corner, 1-1/8" x 2-1/4"</p>	
<p><b>43-001</b></p>	<p>5" Backset extension link, Deadlatch</p>	
<p><b>39-030</b></p>	<p>Rabbeted latch and strike kit, 605 and 626 only. Adapts square corner latch and 2-3/4" square corner strike to 1/2" rabbeted door and frame.</p>	<p>no image available</p>

Mortise Lock Armor Front (Mortise/Mortise Deadbolt Chassis)

<p><b>09-663</b></p>	<p>1-1/4" Wide Square Corner, Latch for MS</p>	
<p><b>09-669</b></p>	<p>1-1/16" Wide Square Corner, Latch, options for MS</p>	
<p><b>09-666</b></p>	<p>1-1/4" Wide Square Corner, Latch x Deadbolt for MD</p>	
<p><b>09-672</b></p>	<p>1-1/16" Wide Square Corner, Latch x Deadbolt, Options for MD</p>	

**Notes:** 28. For 1-3/4" thick doors, use wide armor front. For over 1-3/4" thick door extended equally (EE), use 1-1/4" wide armor front.  
 29. Available finishes are 605, 606, 612, 619, 625, 643e, and 626.  
 30. Images not shown to scale. Consult AD-Series Parts Guide for more information.

**Strike Plate (Cylindrical Chassis)**

<b>10-025</b>	1-3/16" Lip, ANSI, no box, 1-1/4" x 4-7/8",	
<b>10-013</b>	1-1/8" Lip, Square Corner, T-strike, box, 1-1/8" - 2-3/4", 1-1/2" Lip available, must specify 1-1/2" Lip	
<b>10-016</b>	1-1/8" Lip, Square Corner, T-strike, deep box, fire door latch	
<b>K510-066</b>	Box for ANSI strike (Must be specific)	
<b>10-072</b>	1-3/16" Lip, 1-1/4" x 4-7/8", Square Corner, box	
<b>10-072</b>	7/8", 1", 1-1/2", 1-3/4", or 2" Lip, 1-1/4" x 4-7/8", Square Corner, box	
<b>10-075</b>	1/2" Rabbeted, For 1-3/4" thick doors, use wide armor front. For over 1-3/4" thick door extended equally (EE) use 1-1/4" wide armor front.	
<b>37-015</b>	Strike Frame Reinforcer, specify 37-015	
<b>XL11-820</b>	One hole for latching functions, RH & LHR doors Lip 1-3/16"	
<b>XL11-821</b>	One hole for latching functions, LH & RHR doors Lip 1-3/16"	
<b>XQ07-351-134</b>	Strike, ANSI, No Box, 1-1/4" x 4-7/8", 1-3/4" Lip Length	<b>Image not available</b>
<b>XQ03-494-134</b>	Strike, Square Corner, T-strike, Box, 1-1/8" x 2-3/4", 1-3/4" Lip	<b>Image not available</b>

**Note:** 33. XL11-820 & XL11-821 Extended lead time; contact customer service.

**Door Thickness**

<b>1-3/4"</b>	1-3/4"
<b>1-3/8"</b>	1-3/8" to 2-3/4", Shims included (Specify in 1/8" increments)

- Notes:**
- 32. *Door Thickness Kits are available on page 226 to install a lock on a door that is thicker or thinner than 1-3/4". See AD-Series Parts guide for details. Locks cannot be installed on doors thicker than 2-3/4" or thinner than 1-3/8".*
  - 33. *Thin Door Shims are available on page 226 to install a lock on a door that is thinner than 1-3/4".*
  - 34. *Decorative Plates are used to cover exposed holes when retrofitting from existing locks to AD-Series locks. The size of plate required will vary based on the size and location of holes being covered. Retrofit information can be found at [www.schlage.com/support](http://www.schlage.com/support).*
  - 35. *If under the lock decorative plates are on both sides of device, then door will become 1/8" thicker. A Door Thickness Kit of an incremental 1/8" must be ordered to accommodate under the lock plates.*







## 1-4. Select Chassis/Function

<b>AD-200-CY-70*</b>	Classroom/Storeroom	<b>\$2,180.00</b>
<b>AD-200-CY-50*</b>	Office	<b>\$2,190.00</b>
<b>AD-200-CY-40</b>	Privacy	<b>\$2,190.00</b>
<b>AD-200-CY-60</b>	Apartment	<b>\$2,190.00</b>

\* Less Door Position Switch, use suffix LDP. Deduct \$20.90



AD-200-CY-70-KP



MG



MGK



MS



MSK



MT/SI



MTK/SIK/FMK

## 5. Select Reader **Note:** Reflects list price adder to base keypad reader price of \$622.00.

<b>LLL</b>	Less Reader (For reader module accessories sold separately, See page 166)	<b>DEDUCT \$622.00</b>
<b>KP</b>	Keypad	<b>STANDARD</b>
<b>MS</b>	Magnetic Stripe (Swipe)	<b>\$116.00</b>
<b>MSK</b>	Magnetic Stripe (Swipe) + Keypad	<b>\$192.00</b>
<b>MG</b>	Magnetic Stripe (Insert)	<b>\$134.00</b>
<b>MGK</b>	Magnetic Stripe (Insert) + Keypad	<b>\$214.00</b>
<b>MT</b>	Multi-Technology   Proximity and Smart Card	<b>\$230.00</b>
<b>MTK</b>	Multi-Technology + Keypad   Proximity and Smart Card	<b>\$306.00</b>

## 6. Select Lever\*

<b>LLL</b>	Less interior and exterior levers	<b>DEDUCT \$54.80</b>
<b>Standard</b>	SPA (Sparta), RHO (Rhodes), ATH (Athens), TLR (Tubular), BRW, (Broadway),	<b>N/C</b>
<b>Options:</b>	BRK (Boardwalk), LAT (Latitude), LON (Longitude)	

\* Tactile Warning use BAT for Athens, BRO for Rhodes, BSP for Sparta and BTR for Tubular. \$55.00 per lever. Applied to exterior lever only unless otherwise specified. Not available with 643e finish.

## 7. Select Finish

<b>626</b>	Satin Chrome	<b>N/C</b>
<b>605</b>	Bright Brass	<b>\$147.00</b>
<b>606</b>	Satin Brass	<b>\$147.00</b>
<b>612</b>	Satin Bronze	<b>\$147.00</b>
<b>619</b>	Satin Nickel	<b>\$147.00</b>
<b>625</b>	Bright Chrome	<b>\$147.00</b>
<b>643e</b>	Aged Bronze	<b>\$147.00</b>
<b>626AM</b>	Satin Chrome Antimicrobial	<b>\$190.00</b>

## 8. Select Cylinder Type

<b>P6</b>	With Cylinder, Schlage- (Everest 29 S123, 6 Pin KIL standard)	<b>N/C</b>
<b>L</b>	Less Cylinder, Schlage, Falcon, 6 Pin KIL	<b>DEDUCT \$75.00</b>
<b>R ● □</b>	With Cylinder, Schlage 6-Pin (Everest 29 S123 standard) FSIC	<b>\$86.00</b>
<b>J</b>	Less Cylinder, Schlage, 6 Pin FSIC	<b>DEDUCT \$42.00</b>
<b>G ● □</b>	With Cylinder, Schlage 7-Pin (Everest 29R standard) (factory master keyed only) SFIC	<b>\$97.00</b>
<b>B</b>	Less Cylinder, Schlage, Falcon, Competitive OEM's, 7 Pin (SFIC)	<b>N/C</b>
<b>LSAR</b>	Less Cylinder, Sargent (10L + 11L), 6 Pin KIL (Only RHO, 8RO, SPA, 8SP, TLR, 8TR, ATH, 8AT lever styles)	<b>N/C</b>
<b>LC06</b>	Less Cylinder, Corbin, 6 Pin KIL (Only RHO, 8RO, SPA, 8SP lever styles)	<b>N/C</b>
<b>JSAR</b>	Less Cylinder, Sargent 6300, 6 Pin FSIC	<b>N/C</b>
<b>JC06</b>	Less Cylinder, Corbin 8000, 6 Pin FSIC	<b>N/C</b>
<b>JC07</b>	Less Cylinder, Corbin 8000-7, 7 Pin FSIC, (Only RHO, 8RO, SPA, 8SP, TLR and 8TR)	<b>N/C</b>
<b>JMED</b>	Less Cylinder, Medeco 32*0201, 6 Pin FSIC (Only RHO, 8RO, SPA, 8SP lever styles)	<b>N/C</b>
<b>JYA6</b>	Less Cylinder, Yale 1210 or Medeco 31*0100, 6 Pin FSIC	<b>N/C</b>
<b>JYA7</b>	Less Cylinder, Yale 1220, 7 Pin FSIC (Only RHO, 8RO, SPA, 8SP lever styles)	<b>N/C</b>
<b>LFA7</b>	Less Cylinder, Falcon, 7 Pin, KIL (Only RHO, 8RO, SPA, 8SP lever styles)	<b>N/C</b>

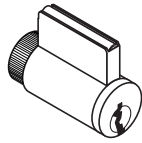
● Master Keyed cylinders can be specified and will be shipped in lock packaging. For Master Keying System Summary form which should accompany the master keyed order, see page 285.

△ For Master Keying, additional line item 50-210 is required, \$23.3 each.

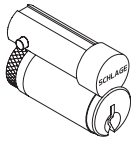
□ Control Keys for installation/removal of interchangeable cores are not furnished and must be ordered separate.

For additional assistance on Master Keying as well as restricted keyways please contact customer service.

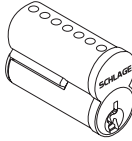
Full Cylinder  
P6 L L-SAR L-FA7



Full Size  
Interchangeable Core  
R J J SAR J CO6 J YA6  
J CO7



Small Format  
Interchangeable Core  
G B



**9. Select Keying Type**

Open Keyway Families: KIL or FSIC <sup>2</sup>		
<b>S123</b>	Everest 29 S (Key in Lever or FSIC)	<b>STANDARD</b>
<b>C123</b>	Everest C	N/C
<b>C/CE/E/EF/ F/ FG/ G</b>	Classic Obverse	N/C
Restricted Keyway Families: KIL or FSIC <sup>1,2</sup>		
<b>29 T</b>	Everest 29 T	<b>\$22.00</b>
<b>D</b>	Everest D	<b>\$22.00</b>
<b>Classic Restricted</b>	Quad, Numbered, Reverse	<b>\$22.00</b>
Restricted Keyway Families: SFIC <sup>3</sup>		
<b>29 R</b>	Everest 29 R	N/C
<b>B</b>	Everest B	N/C

<sup>1</sup> Everest Restricted Keyways require a Letter of Authorization to be submitted with the order. See sample Letter of Authorization, see page 297.

<sup>2</sup> Full Size key systems (Everest 29 S & T, Everest C & D, Obverse & Quad) are available in Primus and Primus XP key system and must be ordered separately. Lock should be ordered less cylinder and Primus cylinder should be a separate line.

<sup>3</sup> Master Keyed cylinders can be specified and will be shipped in lock packaging. For Master Keying System Summary form which should accompany the master keyed order, see page 285.

**10. Select Handing (Field Reversible)**

<b>RH</b>	Right Handed	N/C
<b>LH</b>	Left Handed	N/C
<b>RHR</b>	Right Handed Reverse	N/C
<b>LHR</b>	Left Handed Reverse	N/C

**11. Select Battery**

<b>LLL</b>	Less Battery Holder, Batteries, and Cover	<b>DEDUCT \$30.60</b>
<b>4B</b>	4AA Battery Kit	<b>STANDARD</b>
<b>8B</b>	8AA Battery Kit	<b>\$46.10</b>

**12. Select Backset & Latchbolt**

<b>LLL</b>	Less Latch	<b>DEDUCT \$40.30</b>
<b>13-247</b>	2-3/4" Backset, Deadlatch, Square corner, 1-1/8" x 2-1/4"	<b>STANDARD</b>
<b>14-049</b>	2-3/4" Backset, Deadlatch Anti-friction fire door latch, Square corner, 1-1/8" x 2-1/4", 3/4" throw	<b>\$213.00</b>
<b>14-051</b>	2-3/8" Backset, Deadlatch Square corner, 1-1/8" x 2-1/4"	N/C
<b>14-050</b>	3-3/4" Backset, Deadlatch Square corner, 1-1/8" x 2-1/4"	<b>\$12.50</b>
<b>43-001</b>	5" Backset extension link, Deadlatch	<b>\$39.20</b>
<b>39-030*</b>	Rabbeted latch and strike kit, 605 and 626 only	<b>\$68.60</b>

\* Adapts square corner latch and 2-3/4" square corner strike to 1/2" rabbeted door and frame.

**13. Select Strike Plate**

<b>LLL</b>	Less Strike Plate	<b>DEDUCT \$5.20</b>
<b>10-025</b>	1-3/16" Lip, ANSI, no box, 1-1/14" x 4-7/8"	<b>STANDARD</b>
<b>10-013*</b>	1-1/8" Lip, Square Corner, T-strike, box, 1-1/8" - 2-3/4"	N/C
<b>10-016</b>	1-1/8" Lip, Square Corner, T-strike, deep box, fire door latch	<b>\$18.50</b>
<b>K510-066</b>	Box for ANSI strike (Must be specific)	N/C

\* 1-1/2" Lip available, must specify 1-1/2" Lip \$8.80

**14. Select Door Thickness**

<b>134</b>	1-3/4"	<b>STANDARD</b>
<b>Example 138</b>	1-3/8" to 2-3/4", Shims included (Specify in 1/8" increments)	<b>\$69.60</b>

**15. Select Options**

<b>BAA</b>	BAA Compliant Product	<b>\$118.00</b>
------------	-----------------------	-----------------

BAA compliant products must have the cover letter on page 311 included with the order. Failure to use this cover letter will result in the customer receiving non-BAA compliant product with no recourse for an RMA or refund. BAA compliant product requires a longer lead time, please contact customer service for details.

Accessories available, See page 166-168.  
Accessories include Decorative Plates, SUS A-KIT, etc.  
Credentials available, see pages 18-23.

Pricing/product description subject to change without notice.

## 1-3. Select Chassis

<b>AD-200-MS</b>	Mortise	<b>\$2,504.00</b>
<b>AD-200-MD</b>	Mortise Deadbolt	<b>\$2,545.00</b>



AD-200-MS-70-MG



KP



MGK



MS



MSK



MT/SI



MTK/SIK/FMK

## 4. Select Function **Note:** Locking function capabilities are determined by users access control system

<b>70*</b>	Classroom/Storeroom (Not available on mortise deadbolt)	<b>STANDARD</b>
<b>50*</b>	Office (Not available on mortise deadbolt)	<b>\$10.00</b>
<b>40</b>	Privacy ■	<b>\$10.00</b>
<b>60</b>	Apartment ■	<b>\$10.00</b>

\* Less Door Position Switch, use suffix LDP. Deduct \$21.90

■ Inside Push Button (IPB) only included with Mortise (MS) chassis. Mortise deadbolt (MD) chassis comes with LED indicator only. \$10 charge does not apply to mortise deadbolt (MD) chassis.

## 5. Select Reader **Note:** Reflects list price adder to base keypad reader price of \$633.00.

<b>LLL</b>	Less Reader (For reader module accessories sold separately, See page 166)	<b>DEDUCT \$633.00</b>
<b>KP</b>	Keypad	<b>STANDARD</b>
<b>MS</b>	Magnetic Stripe (Swipe)	<b>\$116.00</b>
<b>MSK</b>	Magnetic Stripe (Swipe) + Keypad	<b>\$192.00</b>
<b>MG</b>	Magnetic Stripe (Insert)	<b>\$134.00</b>
<b>MGK</b>	Magnetic Stripe (Insert) + Keypad	<b>\$214.00</b>
<b>MT</b>	Multi-Technology   Proximity and Smart Card	<b>\$230.00</b>
<b>MTK</b>	Multi-Technology + Keypad   Proximity and Smart Card	<b>\$306.00</b>

## 6. Select Lever\*

<b>LLL</b>	Less interior and exterior levers	<b>DEDUCT \$76.70</b>
<b>Standard</b>	SPA (Sparta), RHO (Rhodes), ATH (Athens), TLR (Tubular), BRW, (Broadway),	<b>N/C</b>
<b>Options:</b>	BRK (Boardwalk), LAT (Latitude), LON (Longitude)	

\* Tactile Warning use 8AT for Athens, 8RO for Rhodes, 8SP for Sparta and 8TR for Tubular. \$51.00 per lever. Applied to exterior lever only unless otherwise specified. Not available with 643e finish.

## 7. Select Finish

<b>626</b>	Satin Chrome	<b>N/C</b>
<b>605</b>	Bright Brass	<b>\$157.00</b>
<b>606</b>	Satin Brass	<b>\$157.00</b>
<b>612</b>	Satin Bronze	<b>\$157.00</b>
<b>619</b>	Satin Nickel	<b>\$157.00</b>
<b>625</b>	Bright Chrome	<b>\$157.00</b>
<b>643e</b>	Aged Bronze	<b>\$157.00</b>
<b>626AM</b>	Satin Chrome Antimicrobial	<b>\$203.00</b>

## 8. Select Cylinder Type

<b>P6</b> ●△	With Cylinder, Schlage- (Everest 29 S123, 6 Pin KIL standard)	<b>N/C</b>
<b>L</b>	Less Cylinder, Schlage, Falcon, 6 Pin KIL	<b>DEDUCT \$75.00</b>
<b>R</b> ●□	With Cylinder, Schlage 6-Pin (Everest 29 S123 standard) FSIC	<b>\$86.00</b>
<b>J</b>	Less Cylinder, Schlage, 6 Pin FSIC	<b>DEDUCT \$42.00</b>
<b>G</b> ●□	With Cylinder, Schlage 7-Pin (Everest 29R standard) (factory master keyed only) SFIC	<b>\$97.00</b>
<b>B</b>	Less Cylinder, Schlage, Falcon, Competitive OEM's, 7 Pin (SFIC)	<b>N/C</b>
<b>L SAR</b>	Less Cylinder, Sargent (10L + 11L), 6 Pin KIL (Only RHO, 8RO, SPA, 8SP, TLR, 8TR, ATH, 8AT lever styles)	<b>N/C</b>
<b>L CO6</b>	Less Cylinder, Corbin, 6 Pin KIL (Only RHO, 8RO, SPA, 8SP lever styles)	<b>N/C</b>
<b>JDSAR</b>	Less Cylinder, Sargent 6300, 6 Pin FSIC	<b>N/C</b>
<b>J CO6</b>	Less Cylinder, Corbin 8000, 6 Pin FSIC	<b>N/C</b>
<b>J CO7</b>	Less Cylinder, Corbin 8000-7, 7 Pin FSIC, (Only RHO, 8RO, SPA, 8SP, TLR and 8TR)	<b>N/C</b>
<b>J MED</b>	Less Cylinder, Medeco 32*0201, 6 Pin FSIC (Only RHO, 8RO, SPA, 8SP lever styles)	<b>N/C</b>
<b>J YA6</b>	Less Cylinder, Yale 1210 or Medeco 31*0100, 6 Pin FSIC	<b>N/C</b>
<b>J YA7</b>	Less Cylinder, Yale 1220, 7 Pin FSIC (Only RHO, 8RO, SPA, 8SP lever styles)	<b>N/C</b>
<b>L FA7</b>	Less Cylinder, Falcon, 7 Pin, KIL (Only RHO, 8RO, SPA, 8SP lever styles)	<b>N/C</b>

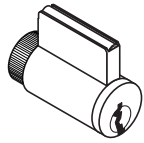
● Master Keyed cylinders can be specified and will be shipped in lock packaging. For Master Keying System Summary form which should accompany the master keyed order, see page 285.

△ For Master Keying, additional line item 50-210 is required, \$29.30 each.

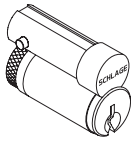
□ Control Keys for installation/removal of interchangeable cores are not furnished and must be ordered separate.

For additional assistance on Master Keying as well as restricted keyways please contact customer service.

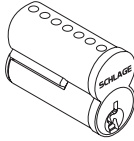
Full Cylinder  
P6 L L-SAR L-FA7



Full Size  
Interchangeable Core  
R J J SAR J CO6 J YA6  
J CO7



Small Format  
Interchangeable Core  
G B



**9. Select Keying Type**

Open Keyway Families: KIL or FSIC <sup>2</sup>		
<b>S123</b>	Everest 29 S (Key in Lever or FSIC)	<b>STANDARD</b>
<b>C123</b>	Everest C	<b>N/C</b>
<b>C/CE/E/EF/ F/ FG/ G</b>	Classic Obverse	<b>N/C</b>
Restricted Keyway Families: KIL or FSIC <sup>1,2</sup>		
<b>29 T</b>	Everest 29 T	<b>\$22.00</b>
<b>D</b>	Everest D	<b>\$22.00</b>
<b>Classic Restricted</b>	Quad, Numbered, Reverse	<b>\$22.00</b>
Restricted Keyway Families: SFIC <sup>3</sup>		
<b>29 R</b>	Everest 29 R	<b>N/C</b>
<b>B</b>	Everest B	<b>N/C</b>

<sup>1</sup> Everest Restricted Keyways require a Letter of Authorization to be submitted with the order. See sample Letter of Authorization, see page 297.

<sup>2</sup> Full Size key systems (Everest 29 S & T, Everest C & D, Obverse & Quad) are available in Primus and Primus XP key system and must be ordered separately. Lock should be ordered less cylinder and Primus cylinder should be a separate line.

<sup>3</sup> Master Keyed cylinders can be specified and will be shipped in lock packaging. For Master Keying System Summary form which should accompany the master keyed order, see page 285.

**10. Select Handing (Field Reversible)**

<b>RH</b>	Right Handed	<b>N/C</b>
<b>LH</b>	Left Handed	<b>N/C</b>
<b>RHR</b>	Right Handed Reverse	<b>N/C</b>
<b>LHR</b>	Left Handed Reverse	<b>N/C</b>

**11. Select Battery**

<b>LLL</b>	Less Battery Holder, Batteries, and Cover	<b>DEDUCT \$30.60</b>
<b>4B</b>	4AA Battery Kit	<b>STANDARD</b>
<b>8B</b>	8AA Battery Kit	<b>\$46.10</b>

**12. Select Mortise Lock Armor Front**

<b>LLL</b>	Less Armor Front	<b>DEDUCT \$19.80</b>
<b>09-663</b>	1-1/4" Wide Square Corner, Latch for MS	<b>STANDARD</b>
<b>09-669</b>	1-1/16" Wide Square Corner, Latch, options for MS	<b>N/C</b>
<b>09-666</b>	1-1/4" Wide Square Corner, Latch x Deadbolt for MD	<b>STANDARD</b>
<b>09-672</b>	1-1/16" Wide Square Corner, Latch x Deadbolt, Options for MD	<b>N/C</b>

**13. Select Strike Plate**

<b>LLL</b>	Less Strike	<b>DEDUCT \$15.50</b>
<b>10-072</b>	1-1/4" x 4-7/8" Square Corner + box; 1-3/16" lip length	<b>STANDARD</b>
<b>10-072xx</b>	1-1/4" x 4-7/8" Square Corner + box; specify lip length (xx) as 1" or 1-1/2"	<b>N/C</b>
<b>10-072xx</b>	1-1/4" x 4-7/8" Square Corner + box; specify lip length (xx) as 1-3/4"	<b>\$36.90</b>
<b>10-075 ●</b>	1/2" Rabbeted	<b>\$126.00</b>
<b>37-015</b>	Strike Frame Reinforcer, specify 37-015	<b>N/C</b>

● For 1-3/4" thick doors, use wide armor front. For over 1-3/4" thick door extended equally (EE) use 1-1/4" wide armor front.  
△ Extended leadtime, consult customer service.

**14. Select Door Thickness**

<b>134</b>	1-3/4"	<b>STANDARD</b>
<b>Example 138</b>	1-3/8" to 2-3/4", Shims included (Specify in 1/8" increments)	<b>\$69.60</b>

**15. Select Options**

<b>BAA</b>	BAA Compliant Product	<b>\$118.00</b>
------------	-----------------------	-----------------

BAA compliant products must have the cover letter On page 311 included with the order. Failure to use this cover letter will result in the customer receiving non-BAA compliant product with no recourse for an RMA or refund. BAA compliant product requires a longer lead time, please contact customer service for details.

Accessories available, See page 166-168.  
Accessories include Decorative Plates, SUS A-KIT, etc.  
Credentials available, see pages 18-23.

**1-3. Select Chassis/Exit Trim Type** *Note: See page 135 for exit device compatibility*

<b>AD-200-993R</b>	Exit Rim/Concealed Vertical Rod (Metal Door)/Concealed Vertical Cable (Metal Door)	<b>\$2,598.00</b>
<b>AD-200-993S</b>	Exit Surface Vertical Rod	<b>\$2,630.00</b>
<b>AD-200-993M</b>	Exit Mortise Lock	<b>\$2,630.00</b>

**4. Select Function** *Note: Locking function capabilities are determined by users access control system*

<b>70*</b>	Classroom/Storeroom	<b>STANDARD</b>
<b>50*</b>	Office △	<b>\$10.00</b>
<b>40</b>	Privacy △	<b>\$10.00</b>
<b>60</b>	Apartment △	<b>\$10.00</b>

\* Less Door Position Switch, use suffix LDP. Deduct \$21.90

△ Confirm these functions are supported by your access control system provider. RX-LC switch is included when ordered in 40, 50 or 60 function. Please specify if Von Duprin Exit or Falcon Exit is being used.

**5. Select Reader** *Note: Reflects list price adder to base keypad reader price of \$633.00.*

<b>LLL</b>	Less Reader (For reader module accessories sold separately, See page 166)	<b>DEDUCT \$633.00</b>
<b>KP</b>	Keypad	<b>N/C</b>
<b>MS</b>	Magnetic Stripe (Swipe)	<b>\$116.00</b>
<b>MSK</b>	Magnetic Stripe (Swipe) + Keypad	<b>\$192.00</b>
<b>MG</b>	Magnetic Stripe (Insert)	<b>\$134.00</b>
<b>MGK</b>	Magnetic Stripe (Insert) + Keypad	<b>\$214.00</b>
<b>MT</b>	Multi-Technology   Proximity and Smart Card	<b>\$230.00</b>
<b>MTK</b>	Multi-Technology + Keypad   Proximity and Smart Card	<b>\$306.00</b>

**6. Select Lever\***

<b>LLL</b>	Less interior and exterior levers	<b>DEDUCT \$26.50</b>
<b>Standard Options:</b>	SPA (Sparta), RHO (Rhodes), ATH (Athens), TLR (Tubular), BRW, (Boardwalk), BRK (Boardwalk), LAT (Latitude), LON (Longitude)	<b>N/C</b>

\* Tactile Warning use BAT for Athens, 8RO for Rhodes, 8SP for Sparta and 8TR for Tubular. \$55.00 per lever. Applied to exterior lever only unless otherwise specified. Not available with 643e finish.

**7. Select Finish**

<b>626</b>	Satin Chrome	<b>N/C</b>
<b>605</b>	Bright Brass	<b>\$147.00</b>
<b>606</b>	Satin Brass	<b>\$147.00</b>
<b>612</b>	Satin Bronze	<b>\$147.00</b>
<b>619</b>	Satin Nickel	<b>\$147.00</b>
<b>625</b>	Bright Chrome	<b>\$147.00</b>
<b>643e</b>	Aged Bronze	<b>\$147.00</b>
<b>626AM</b>	Satin Chrome Antimicrobial	<b>\$190.00</b>

**8. Select Cylinder Type**

<b>P6</b> ●△	With Cylinder, Schlage- (Everest 29 S123, 6 Pin KIL standard)	<b>N/C</b>
<b>L</b>	Less Cylinder, Schlage, Falcon, 6 Pin KIL	<b>DEDUCT \$75.00</b>
<b>R</b> ●□	With Cylinder, Schlage 6-Pin (Everest 29 S123 standard) FSIC	<b>\$86.00</b>
<b>J</b>	Less Cylinder, Schlage, 6 Pin FSIC	<b>DEDUCT \$42.00</b>
<b>G</b> ●□	With Cylinder, Schlage 7-Pin (Everest 29R standard) (factory master keyed only) SFIC	<b>\$97.00</b>
<b>B</b>	Less Cylinder, Schlage, Falcon, Competitive OEM's, 7 Pin (SFIC)	<b>N/C</b>
<b>LSAR</b>	Less Cylinder, Sargent (10L + 11L), 6 Pin KIL (Only RHO, 8RO, SPA, 8SP, TLR, 8TR, ATH, 8AT lever styles)	<b>N/C</b>
<b>LC06</b>	Less Cylinder, Corbin, 6 Pin KIL (Only RHO, 8RO, SPA, 8SP lever styles)	<b>N/C</b>
<b>JSAR</b>	Less Cylinder, Sargent 6300, 6 Pin FSIC	<b>N/C</b>
<b>JC06</b>	Less Cylinder, Corbin 8000, 6 Pin FSIC	<b>N/C</b>
<b>JC07</b>	Less Cylinder, Corbin 8000-7, 7 Pin FSIC, (Only RHO, 8RO, SPA, 8SP, TLR and 8TR)	<b>N/C</b>
<b>JMED</b>	Less Cylinder, Medeco 32*0201, 6 Pin FSIC (Only RHO, 8RO, SPA, 8SP lever styles)	<b>N/C</b>
<b>JYA6</b>	Less Cylinder, Yale 1210 or Medeco 31*0100, 6 Pin FSIC	<b>N/C</b>
<b>JYA7</b>	Less Cylinder, Yale 1220, 7 Pin FSIC (Only RHO, 8RO, SPA, 8SP lever styles)	<b>N/C</b>
<b>LFA7</b>	Less Cylinder, Falcon, 7 Pin, KIL (Only RHO, 8RO, SPA, 8SP lever styles)	<b>N/C</b>

● Master Keyed cylinders can be specified and will be shipped in lock packaging. For Master Keying System Summary form which should accompany the master keyed order, see page 285.

△ For Master Keying, additional line item 50-210 is required, \$23.30 each.

□ Control Keys for installation/removal of interchangeable cores are not furnished and must be ordered separate.

For additional assistance on Master Keying as well as restricted keyways please contact customer service.



AD-200-993-70-MTK



KP



MG



MS



MSK



MT/SI



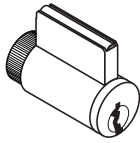
MTK/SIK/FMK

AD-SERIES

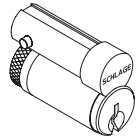
Networked

Standalone

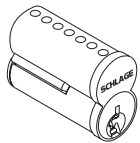
Full Cylinder  
P6 L L-SAR L-FA7



Full Size  
Interchangeable Core  
R J J SAR JCO6 JYA6  
JCO7



Small Format  
Interchangeable Core  
G B



**9. Select Keying Type**

Open Keyway Families: KIL or FSIC <sup>2</sup>		
<b>S123</b>	Everest 29 S (Key in Lever or FSIC)	<b>STANDARD</b>
<b>C123</b>	Everest C	<b>N/C</b>
<b>C/CE/E/EF/F/FG/G</b>	Classic Obverse	<b>N/C</b>
Restricted Keyway Families: KIL or FSIC <sup>1,2</sup>		
<b>29 T</b>	Everest 29 T	<b>\$22.00</b>
<b>D</b>	Everest D	<b>\$22.00</b>
<b>Classic Restricted</b>	Quad, Numbered, Reverse	<b>\$22.00</b>
Restricted Keyway Families: SFIC <sup>3</sup>		
<b>29 R</b>	Everest 29 R	<b>N/C</b>
<b>B</b>	Everest B	<b>N/C</b>

<sup>1</sup> Everest Restricted Keyways require a Letter of Authorization to be submitted with the order. See sample Letter of Authorization, see page 297.

<sup>2</sup> Full Size key systems (Everest 29 S & T, Everest C & D, Obverse & Quad) are available in Primus and Primus XP key system and must be ordered separately. Lock should be ordered less cylinder and Primus cylinder should be a separate line.

<sup>3</sup> Master Keyed cylinders can be specified and will be shipped in lock packaging. For Master Keying System Summary form which should accompany the master keyed order, see page 285.

**10. Select Handing (Field Reversible)**

<b>RHR</b>	Right Handed Reverse	<b>N/C</b>
<b>LHR</b>	Left Handed Reverse	<b>N/C</b>

**11. Select Battery**

<b>LLL</b>	Less Battery Holder, Batteries, and Cover	<b>DEDUCT \$30.60</b>
<b>4B</b>	4AA Battery Kit	<b>STANDARD</b>
<b>8B</b>	8AA Battery Kit	<b>\$46.10</b>

**12. -13. No Selection Required**

**14. Select Door Thickness**

<b>134</b>	1-3/4"	<b>STANDARD</b>
<b>Example 200</b>	1-3/4" to 2-3/4", (Specify in 1/8" increments)	<b>\$69.60</b>

**15. Select Options**

<b>BAA</b>	BAA Compliant Product	<b>\$118.00</b>
------------	-----------------------	-----------------

BAA compliant products must have the cover letter on page 311 included with the order. Failure to use this cover letter will result in the customer receiving non-BAA compliant product with no recourse for an RMA or refund. BAA compliant product requires a longer lead time, please contact customer service for details.

**AD-Series Exit Trim**

The AD993DT Non-Functioning "Dummy" Trim comes with a universal mounting plate and is compatible with the following exit devices:

**Von Duprin 98/99 and 98/99XP**

Rim, Concealed Vertical Rod (metal door only), Concealed Vertical Cable (metal door only), Surface Vertical Rod, Mortise. Low current Request-to-Exit Switch optional for future network migration or if ordered as a 40, 50 or 60 function.

**Von Duprin 22/22F**

Rim, Surface Vertical Rod

**Falcon 25**

Rim Low current Request-to-Exit switch optional for future network migration or included if ordered as a 40, 50 or 60 function.

**Sargent 80 Series** (Narrow design & reversible rim exits not compatible) - Rim

**Corbin Russwin 5000 Series** - Rim

**Yale 7000** - Rim

**Dorma 9300** - Rim

**Precision 21** - Rim (2100 converts to 21 with Precision's BP21 Kit)

**Note:** AD-Series Non-Functioning "Dummy" Exit Trim now available. Please See page 164-165 for details

Accessories available, See page 166-168. Accessories include Decorative Plates, SUS A-KIT, etc. Credentials available, see pages 18-23.

Pricing/product description subject to change without notice.

**1-4. Select Chassis/Function**

Note: Locking function capabilities are determined by users access control system

<b>AD-201-CY-70*</b>	Classroom/Storeroom	<b>\$2,180.00</b>
<b>AD-201-CY-50*</b>	Office	<b>\$2,190.00</b>
<b>AD-201-CY-40</b>	Privacy	<b>\$2,190.00</b>
<b>AD-201-CY-60</b>	Apartment	<b>\$2,190.00</b>

\* Less Door Position Switch, use suffix LDP. Deduct \$21.50



AD-201-CY-70-FMK

**5. Select Reader**

<b>FMK</b>	FIPS Multi-Technology + Keypad   Proximity and Smart Card (PIV & PIV-I Card)	<b>\$557.00</b>
------------	--	-----------------

**6. Select Lever\***

<b>LLL</b>	Less interior and exterior levers	<b>DEDUCT \$54.80</b>
<b>SPA</b>	Sparta	<b>N/C</b>
<b>RHO</b>	Rhodes	<b>N/C</b>
<b>ATH</b>	Athens	<b>N/C</b>
<b>TLR</b>	Tubular	<b>N/C</b>
<b>BRW</b>	Broadway	<b>N/C</b>
<b>BRK</b>	Boardwalk	<b>N/C</b>
<b>LAT</b>	Latitude	<b>N/C</b>
<b>LON</b>	Longitude	<b>N/C</b>

\* Tactile Warning use 8AT for Athens, 8RO for Rhodes, 8SP for Sparta and 8TR for Tubular. \$55.00 per lever. Applied to exterior lever only unless otherwise specified. Not available with 643e finish.

**7. Select Finish**

<b>626</b>	Satin Chrome	<b>N/C</b>
<b>605</b>	Bright Brass	<b>\$147.00</b>
<b>606</b>	Satin Brass	<b>\$147.00</b>
<b>612</b>	Satin Bronze	<b>\$147.00</b>
<b>619</b>	Satin Nickel	<b>\$147.00</b>
<b>625</b>	Bright Chrome	<b>\$147.00</b>
<b>643e</b>	Aged Bronze	<b>\$147.00</b>
<b>626AM</b>	Satin Chrome Antimicrobial	<b>\$190.00</b>

**8. Select Cylinder Type**

<b>P6</b> ●△	With Cylinder, Schlage- (Everest 29 S123, 6 Pin KIL standard)	<b>N/C</b>
<b>L</b>	Less Cylinder, Schlage, Falcon, 6 Pin KIL	<b>DEDUCT \$75.00</b>
<b>R</b> ●□	With Cylinder, Schlage 6-Pin (Everest 29 S123 standard) FSIC	<b>\$86.00</b>
<b>J</b>	Less Cylinder, Schlage, 6 Pin FSIC	<b>DEDUCT \$42.00</b>
<b>G</b> ●□	With Cylinder, Schlage 7-Pin (Everest 29R standard) (factory master keyed only) SFIC	<b>\$97.00</b>
<b>B</b>	Less Cylinder, Schlage, Falcon, Competitive OEM's, 7 Pin (SFIC)	<b>N/C</b>
<b>LC06</b>	LessCylinder,Corbin,6PinKIL(OnlyRHO,8RO,SPA,8SPleverstyles)	<b>N/C</b>
<b>JSAR</b>	LessCylinder,Sargent6300,6PinFSIC	<b>N/C</b>
<b>JC06</b>	LessCylinder,Corbin8000,6PinFSIC	<b>N/C</b>
<b>JC07</b>	LessCylinder,Corbin8000-7,7PinFSIC,(OnlyRHO,8RO,SPA,8SP,TLRand8TR)	<b>N/C</b>
<b>JMED</b>	LessCylinder,Medeco32*0201,6PinFSIC(OnlyRHO,8RO,SPA,8SPleverstyles)	<b>N/C</b>
<b>JYA6</b>	LessCylinder,Yale1210orMedeco31*0100,6PinFSIC	<b>N/C</b>
<b>JYA7</b>	LessCylinder,Yale1220,7PinFSIC(OnlyRHO,8RO,SPA,8SPleverstyles)	<b>N/C</b>
<b>LFA7</b>	LessCylinder,Falcon,7Pin,KIL(OnlyRHO,8RO,SPA,8SPleverstyles)	<b>N/C</b>

● Master Keyed cylinders can be specified and will be shipped in lock packaging. For Master Keying System Summary form which should accompany the master keyed order, see page 285.

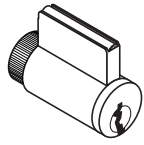
△ For Master Keying, additional line item 50-210 is required, \$23.30 each.

□ Control Keys for installation/removal of interchangeable cores are not furnished and must be ordered separate.

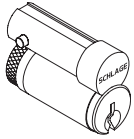
For additional assistance on Master Keying as well as restricted keyways please contact customer service.



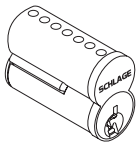
Full Cylinder  
P6 L L-SAR L-FA7



Full Size  
Interchangeable Core  
R J J SAR JCO6 JYA6  
JCO7



Small Format  
Interchangeable Core  
G B



**9. Select Keying Type**

Open Keyway Families: KIL or FSIC <sup>2</sup>		
<b>S123</b>	Everest 29 S (Key in Lever or FSIC)	<b>STANDARD</b>
<b>C123</b>	Everest C	<b>N/C</b>
<b>C/CE/E/EF/ F/ FG/ G</b>	Classic Obverse	<b>N/C</b>
Restricted Keyway Families: KIL or FSIC <sup>1,2</sup>		
<b>29 T</b>	Everest 29 T	<b>\$22.00</b>
<b>D</b>	Everest D	<b>\$22.00</b>
<b>Classic Restricted</b>	Quad, Numbered, Reverse	<b>\$22.00</b>
Restricted Keyway Families: SFIC <sup>3</sup>		
<b>29 R</b>	Everest 29 R	<b>N/C</b>
<b>B</b>	Everest B	<b>N/C</b>

<sup>1</sup> Everest Restricted Keyways require a Letter of Authorization to be submitted with the order. See sample Letter of Authorization, see page 297.

<sup>2</sup> Full Size key systems (Everest 29 S & T, Everest C & D, Obverse & Quad) are available in Primus and Primus XP key system and must be ordered separately. Lock should be ordered less cylinder and Primus cylinder should be a separate line.

<sup>3</sup> Master Keyed cylinders can be specified and will be shipped in lock packaging. For Master Keying System Summary form which should accompany the master keyed order, see page 285.

**10. Select Handing (Field Reversible)**

<b>RH</b>	Right Handed	<b>N/C</b>
<b>LH</b>	Left Handed	<b>N/C</b>
<b>RHR</b>	Right Handed Reverse	<b>N/C</b>
<b>LHR</b>	Left Handed Reverse	<b>N/C</b>

**11. Select Battery**

<b>LLL</b>	Less Battery Holder, Batteries, and Cover	<b>DEDUCT \$30.60</b>
<b>4B</b>	4AA Battery Kit	<b>STANDARD</b>
<b>8B</b>	8AA Battery Kit	<b>\$46.10</b>

**12. Select Backset & Latchbolt**

<b>LLL</b>	Less Latch	<b>DEDUCT \$29.30</b>
<b>13-247</b>	2-3/4" Backset, Deadlatch, Square corner, 1-1/8" x 2-1/4"	<b>STANDARD</b>
<b>14-049</b>	2-3/4" Backset, Deadlatch Anti-friction fire door latch, Square corner, 1-1/8" x 2-1/4", 3/4" throw	<b>\$213.00</b>
<b>14-051</b>	2-3/8" Backset, Deadlatch Square corner, 1-1/8" x 2-1/4"	<b>N/C</b>
<b>14-050</b>	3-3/4" Backset, Deadlatch Square corner, 1-1/8" x 2-1/4"	<b>\$12.50</b>
<b>43-001</b>	5" Backset extension link, Deadlatch	<b>\$39.20</b>
<b>39-030*</b>	Rabbeted latch and strike kit, 605 and 626 only	<b>\$68.60</b>

\* Adapts square corner latch and 2-3/4" square corner strike to 1/2" rabbeted door and frame.

**13. Select Strike Plate**

<b>LLL</b>	Less Strike Plate	<b>DEDUCT \$5.20</b>
<b>10-025</b>	1-3/16" Lip, ANSI, no box, 1-1/4" x 4-7/8"	<b>STANDARD</b>
<b>10-013*</b>	1-1/8" Lip, Square Corner, T-strike, box, 1-1/8" - 2-3/4"	<b>N/C</b>
<b>10-016</b>	1-1/8" Lip, Square Corner, T-strike, deep box, fire door latch	<b>\$18.60</b>
<b>K510-066</b>	Box for ANSI strike (Must be specific)	<b>N/C</b>

\* 1-1/2" Lip available, must specify 1-1/2" Lip \$8.80

**14. Select Door Thickness**

<b>134</b>	1-3/4"	<b>STANDARD</b>
<b>Example 138</b>	1-3/8" to 2-3/4", Shims included (Specify in 1/8" increments)	<b>\$69.60</b>

**Note:** The AD-200 lock can be field upgraded to a FIPS compliant solution simply by adding the FMK reader (sold separately) and by using the most current firmware revision.

Standard accessories available, See page 166-168.

Standard accessories sold separately include Decorative Plates, SUS A-KIT, etc.

Pricing/product description subject to change without notice.

1-3. Select Chassis

AD-201-MS	Mortise	\$2,504.00
AD-201-MD	Mortise Deadbolt	\$2,545.00



AD-201-MS-70-FMK

4. Select Function

Note: Locking function capabilities are determined by users access control system

70*	Classroom/Storeroom (Not available on mortise deadbolt)	STANDARD
50*	Office (Not available on mortise deadbolt)	\$10.00
40	Privacy	\$10.00
60	Apartment	\$10.00

\* Less Door Position Switch, use suffix LDP. Deduct \$21.50

5. Select Reader

FMK	FIPS Multi-Technology + Keypad   Proximity and Smart Card (PIV & PIV-I Card)	\$557.00
-----	--	----------

6. Select Lever\*

LLL	Less interior and exterior levers	DEDUCT \$64.50
SPA	Sparta	N/C
RHO	Rhodes	N/C
ATH	Athens	N/C
TLR	Tubular	N/C
BRW	Broadway	N/C
BRK	Boardwalk	N/C
LAT	Latitude	N/C
LON	Longitude	N/C

\* Tactile Warning use 8AT for Athens, 8RO for Rhodes, 8SP for Sparta and 8TR for Tubular. \$55.00 per lever. Applied to exterior lever only unless otherwise specified. Not available with 643e finish.

7. Select Finish

626	Satin Chrome	N/C
605	Bright Brass	\$147.00
606	Satin Brass	\$147.00
612	Satin Bronze	\$147.00
619	Satin Nickel	\$147.00
625	Bright Chrome	\$147.00
643e	Aged Bronze	\$147.00
626AM	Satin Chrome Antimicrobial	\$190.00

8. Select Cylinder Type

P6 ●△	With Cylinder, Schlage- (Everest 29 S123, 6 Pin KIL standard)	N/C
L	Less Cylinder, Schlage, Falcon, 6 Pin KIL	DEDUCT \$75.00
R ●□	With Cylinder, Schlage 6-Pin (Everest 29 S123 standard) FSIC	\$86.00
J	Less Cylinder, Schlage, 6 Pin FSIC	DEDUCT \$42.00
G ●□	With Cylinder, Schlage 7-Pin (Everest 29R standard) (factory master keyed only) SFIC	\$97.00
B	Less Cylinder, Schlage, Falcon, Competitive OEM's, 7 Pin (SFIC)	N/C
LSAR	Less Cylinder, Sargent (10L + 11L), 6 Pin KIL (Only RHO, 8RO, SPA, 8SP, TLR, 8TR, ATH, 8AT lever styles)	N/C
LC06	LessCylinder,Corbin,6PinKIL(OnlyRHO,8RO,SPA,8SPleverstyles)	N/C
JSAR	LessCylinder,Sargent6300,6PinFSIC	N/C
JC06	LessCylinder,Corbin8000,6PinFSIC	N/C
JC07	LessCylinder,Corbin8000-7,7PinFSIC,(OnlyRHO,8RO,SPA,8SP,TLRand8TR)	N/C
JMED	LessCylinder,Medeco32*0201,6PinFSIC(OnlyRHO,8RO,SPA,8SPleverstyles)	N/C
JYA6	LessCylinder,YaleI210orMedeco31*0100,6PinFSIC	N/C
JYA7	LessCylinder,YaleI220,7PinFSIC(OnlyRHO,8RO,SPA,8SPleverstyles)	N/C
LFA7	LessCylinder,Falcon,7Pin,KIL(OnlyRHO,8RO,SPA,8SPleverstyles)	N/C

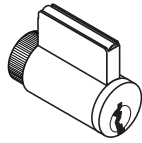
● Master Keyed cylinders can be specified and will be shipped in lock packaging. For Master Keying System Summary form which should accompany the master keyed order, page 28 5.

△ For Master Keying, additional line item 50-210 is required, \$23.30 each.

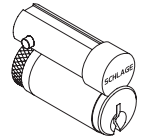
□ Control Keys for installation/removal of interchangeable cores are not furnished and must be ordered separate.

For additional assistance on Master Keying as well as restricted keyways please contact customer service.

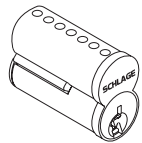
Full Cylinder  
P6 L L-SAR L-FA7



Full Size  
Interchangeable Core  
R J J SAR JCO6 JYA6  
JCO7



Small Format  
Interchangeable Core  
G B



**9. Select Keying Type**

Open Keyway Families: KIL or FSIC <sup>2</sup>		
<b>S123</b>	Everest 29 S (Key in Lever or FSIC)	<b>STANDARD</b>
<b>C123</b>	Everest C	<b>N/C</b>
<b>C/CE/E/EF/ F/ FG/ G</b>	Classic Obverse	<b>N/C</b>
Restricted Keyway Families: KIL or FSIC <sup>1,2</sup>		
<b>29 T</b>	Everest 29 T	<b>\$22.00</b>
<b>D</b>	Everest D	<b>\$22.00</b>
<b>Classic Restricted</b>	Quad, Numbered, Reverse	<b>\$22.00</b>
Restricted Keyway Families: SFIC <sup>3</sup>		
<b>29 R</b>	Everest 29 R	<b>N/C</b>
<b>B</b>	Everest B	<b>N/C</b>

<sup>1</sup> Everest Restricted Keyways require a Letter of Authorization to be submitted with the order. See sample Letter of Authorization, see page 297.

<sup>2</sup> Full Size key systems (Everest 29 S & T, Everest C & D, Obverse & Quad) are available in Primus and Primus XP key system and must be ordered separately. Lock should be ordered less cylinder and Primus cylinder should be a separate line.

<sup>3</sup> Master Keyed cylinders can be specified and will be shipped in lock packaging. For Master Keying System Summary form which should accompany the master keyed order, see page 285.

**10. Select Handing (Field Reversible)**

<b>RH</b>	Right Handed	<b>N/C</b>
<b>LH</b>	Left Handed	<b>N/C</b>
<b>RHR</b>	Right Handed Reverse	<b>N/C</b>
<b>LHR</b>	Left Handed Reverse	<b>N/C</b>

**11. Select Battery**

<b>LLL</b>	Less Battery Holder, Batteries, and Cover	<b>DEDUCT \$31.90</b>
<b>4B</b>	4AA Battery Kit	<b>STANDARD</b>
<b>8B</b>	8AA Battery Kit	<b>\$46.10</b>

**12. Select Mortise Lock Armor Front**

<b>LLL</b>	Less Armor Front	<b>DEDUCT \$19.80</b>
<b>09-663</b>	1-1/4" Wide Square Corner, Latch for MS	<b>STANDARD</b>
<b>09-669</b>	1-1/16" Wide Square Corner, Latch, options for MS	<b>N/C</b>
<b>09-666</b>	1-1/4" Wide Square Corner, Latch x Deadbolt for MD	<b>STANDARD</b>
<b>09-672</b>	1-1/16" Wide Square Corner, Latch x Deadbolt, Options for MD	<b>N/C</b>

**13. Select Strike Plate**

<b>LLL</b>	Less Strike	<b>DEDUCT \$15.50</b>
<b>10-072</b>	1-1/4" x 4-7/8" Square Corner + box; 1-3/16" lip length	<b>STANDARD</b>
<b>10-072xx</b>	1-1/4" x 4-7/8" Square Corner + box; specify lip length (xx) as 1" or 1-1/2"	<b>N/C</b>
<b>10-072xx</b>	1-1/4" x 4-7/8" Square Corner + box; specify lip length (xx) as 1-3/4"	<b>\$36.90</b>
<b>10-075 ●</b>	1/2" Rabbeted	<b>\$126.00</b>
<b>37-015</b>	Strike Frame Reinforcer, specify 37-015	<b>N/C</b>

● For 1-3/4" thick doors, use wide armor front. For over 1-3/4" thick door extended equally (EE) use 1-1/4" wide armor front.

△ Extended leadtime, consult customer service.

**14. Select Door Thickness**

<b>134</b>	1-3/4"	<b>STANDARD</b>
<b>Example 138</b>	1-3/8" to 2-3/4", Shims included (Specify in 1/8" increments)	<b>\$69.60</b>

**Note:** The AD-200 lock can be field upgraded to a FIPS compliant solution simply by adding the FMK reader (sold separately) and by using the most current firmware revision.

Standard accessories available. See page 166-168.

Standard accessories sold separately include Decorative Plates, SUS A-KIT, etc.

Pricing/product description subject to change without notice.

1-3. Select Chassis/Exit Trim Type\*

<b>AD-201-993R</b>	Exit Rim/ <sup>†</sup> Concealed Vertical Rod/ <sup>†</sup> Concealed Vertical Cable	<b>\$2,598.00</b>
<b>AD-201-993S</b>	Exit Surface Vertical Rod	<b>\$2,630.00</b>
<b>AD-201-993M</b>	Exit Mortise Lock	<b>\$2,630.00</b>

\* See page 135 for exit device compatibility. <sup>†</sup> Metal door only.



AD-201-993R-70-FMK

4. Select Function **Note:** Locking function capabilities are determined by users access control system

<b>70*</b>	Classroom/Storeroom	<b>STANDARD</b>
<b>50*</b>	Office △	<b>\$10.00</b>
<b>40</b>	Privacy △	<b>\$10.00</b>
<b>60</b>	Apartment △	<b>\$10.00</b>

\* Less Door Position Switch, use suffix LDP. Deduct \$21.50

5. Select Reader

<b>FMK</b>	FIPS Multi-Technology + Keypad   Proximity and Smart Card (PIV & PIV-I Card)	<b>\$557.00</b>
------------	--	-----------------

6. Select Lever\*

<b>LLL</b>	Less interior and exterior levers	<b>DEDUCT \$27.40</b>
<b>SPA</b>	Sparta	<b>N/C</b>
<b>RHO</b>	Rhodes	<b>N/C</b>
<b>ATH</b>	Athens	<b>N/C</b>
<b>TLR</b>	Tubular	<b>N/C</b>
<b>BRW</b>	Broadway	<b>N/C</b>
<b>BRK</b>	Boardwalk	<b>N/C</b>
<b>LAT</b>	Latitude	<b>N/C</b>
<b>LON</b>	Longitude	<b>N/C</b>

\* Tactile Warning use 8AT for Athens, 8RO for Rhodes, 8SP for Sparta and 8TR for Tubular. \$55.00 per lever. Applied to exterior lever only unless otherwise specified. Not available with 643e finish.

7. Select Finish

<b>626</b>	Satin Chrome	<b>N/C</b>
<b>605</b>	Bright Brass	<b>\$147.00</b>
<b>606</b>	Satin Brass	<b>\$147.00</b>
<b>612</b>	Satin Bronze	<b>\$147.00</b>
<b>619</b>	Satin Nickel	<b>\$147.00</b>
<b>625</b>	Bright Chrome	<b>\$147.00</b>
<b>643e</b>	Aged Bronze	<b>\$147.00</b>
<b>626AM</b>	Satin Chrome Antimicrobial	<b>\$190.00</b>

8. Select Cylinder Type

<b>P6</b> ●△	With Cylinder, Schlage- (Everest 29 S123, 6 Pin KIL standard)	<b>N/C</b>
<b>L</b>	Less Cylinder, Schlage, Falcon, 6 Pin KIL	<b>DEDUCT \$75.00</b>
<b>R</b> ●□	With Cylinder, Schlage 6-Pin (Everest 29 S123 standard) FSIC	<b>\$86.00</b>
<b>J</b>	Less Cylinder, Schlage, 6 Pin FSIC	<b>DEDUCT \$42.00</b>
<b>G</b> ●□	With Cylinder, Schlage 7-Pin (Everest 29R standard) (factory master keyed only) SFIC	<b>\$97.00</b>
<b>B</b>	Less Cylinder, Schlage, Falcon, Competitive OEM's, 7 Pin (SFIC)	<b>N/C</b>
<b>L SAR</b>	Less Cylinder, Sargent (10L + 11L), 6 Pin KIL (Only RHO, 8RO, SPA, 8SP, TLR, 8TR, ATH, 8AT lever styles)	<b>N/C</b>
<b>LC06</b>	LessCylinder,Corbin,6PinKIL(OnlyRHO,8RO,SPA,8SPleverstyles)	<b>N/C</b>
<b>JSAR</b>	LessCylinder,Sargent6300,6PinFSIC	<b>N/C</b>
<b>JCO6</b>	LessCylinder,Corbin8000,6PinFSIC	<b>N/C</b>
<b>JCO7</b>	LessCylinder,Corbin8000-77PinFSIC,(OnlyRHO,8RO,SPA,8SP,TLRand8TR)	<b>N/C</b>
<b>JMED</b>	LessCylinder,Medeco32*0201,6PinFSIC(OnlyRHO,8RO,SPA,8SPleverstyles)	<b>N/C</b>
<b>JYA6</b>	LessCylinder,Yale1210orMedeco31*0100,6PinFSIC	<b>N/C</b>
<b>JYA7</b>	LessCylinder,Yale1220,7PinFSIC(OnlyRHO,8RO,SPA,8SPleverstyles)	<b>N/C</b>
<b>LFA7</b>	LessCylinder,Falcon,7Pin,KIL(OnlyRHO,8RO,SPA,8SPleverstyles)	<b>N/C</b>

● Master Keyed cylinders can be specified and will be shipped in lock packaging. For Master Keying System Summary form which should accompany the master keyed order, see page 285.

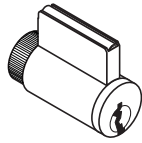
△ For Master Keying, additional line item 50-210 is required, \$23.30 each.

□ Control Keys for installation/removal of interchangeable cores are not furnished and must be ordered separate.

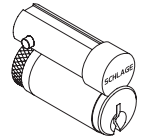
For additional assistance on Master Keying as well as restricted keyways please contact customer service.

Pricing/product description subject to change without notice.

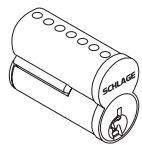
Full Cylinder  
P6 L L-SAR L-FA7



Full Size  
Interchangeable Core  
R J J SAR JCO6 JYA6  
JCO7



Small Format  
Interchangeable Core  
G B



**9. Select Keying Type**

<b>Open Keyway Families: KIL or FSIC<sup>2</sup></b>		
<b>S123</b>	Everest 29 S (Key in Lever or FSIC)	<b>STANDARD</b>
<b>C123</b>	Everest C	<b>N/C</b>
<b>C/CE/E/EF/ F/ FG/ G</b>	Classic Obverse	<b>N/C</b>
<b>Restricted Keyway Families: KIL or FSIC<sup>1,2</sup></b>		
<b>29 T</b>	Everest 29 T	<b>\$22.00</b>
<b>D</b>	Everest D	<b>\$22.00</b>
<b>Classic Restricted</b>	Quad, Numbered, Reverse	<b>\$22.00</b>
<b>Restricted Keyway Families: SFIC<sup>3</sup></b>		
<b>29 R</b>	Everest 29 R	<b>N/C</b>
<b>B</b>	Everest B	<b>N/C</b>

<sup>1</sup> Everest Restricted Keyways require a Letter of Authorization to be submitted with the order. See sample Letter of Authorization, see page 297.

<sup>2</sup> Full Size key systems (Everest 29 S & T, Everest C & D, Obverse & Quad) are available in Primus and Primus XP key system and must be ordered separately. Lock should be ordered less cylinder and Primus cylinder should be a separate line.

<sup>3</sup> Master Keyed cylinders can be specified and will be shipped in lock packaging. For Master Keying System Summary form which should accompany the master keyed order, see page 285.

**10. Select Handing (Field Reversible)**

<b>RHR</b>	Right Handed Reverse	<b>N/C</b>
<b>LHR</b>	Left Handed Reverse	<b>N/C</b>

**11. Select Battery**

<b>LLL</b>	Less Battery Holder, Batteries, and Cover	<b>DEDUCT \$28.60</b>
<b>4B</b>	4AA Battery Kit	<b>STANDARD</b>
<b>8B</b>	8AA Battery Kit	<b>\$46.00</b>

**12. -13. No Selection Required**

**14. Select Door Thickness**

<b>134</b>	1-3/4"	<b>STANDARD</b>
<b>Example 200</b>	1-3/4" to 2-3/4", (Specify in 1/8" increments)	<b>\$69.00</b>

**AD-Series Exit Trim**

The AD993DT Non-Functioning "Dummy" Trim comes with a universal mounting plate and is compatible with the following exit devices:

**Von Duprin 98/99 and 98/99XP**

Rim, Concealed Vertical Rod (metal door only), Concealed Vertical Cable (metal door only), Surface Vertical Rod, Mortise. Low current Request-to-Exit Switch optional for future network migration.

**Von Duprin 22/22F**

Rim, Surface Vertical Rod

**Falcon 25 - Rim**

**Sargent 80 Series** (Narrow design & reversible rim exits not compatible) - Rim

**Corbin Russwin 5000 Series - Rim**

**Yale 7000 - Rim**

**Dorma 9300 - Rim**

**Precision 21 - Rim** (2100 converts to 21 with Precision's BP21 Kit)

**Note:** AD-Series Non-Functioning "Dummy" Exit Trim now available. Please see pages 164-165 for details

Standard accessories available, See page 166-168.

Standard accessories sold separately include Decorative Plates, SUS A-KIT, etc.

**Note:** The AD-200 lock can be field upgraded to a FIPS compliant solution simply by adding the FMK reader (sold separately) and by using the most current firmware revision.

# AD-250 Rights on Card - Cylindrical



## 1-4. Select Chassis/Function

Note: Locking function capabilities are determined by users access control system

<b>AD-250-CY-70*</b>	Classroom/Storeroom	<b>\$2,378.00</b>
<b>AD-250-CY-50*</b>	Office	<b>\$2,388.00</b>
<b>AD-250-CY-40</b>	Privacy	<b>\$2,388.00</b>
<b>AD-250-CY-60</b>	Apartment	<b>\$2,388.00</b>

\* Less Door Position Switch, use suffix LDP. Deduct \$21.50



AD-250-CY-70-MG



MGK



MS



MSK

## 5. Select Reader Note: Reflects list price adder to base magnetic swipe reader price of \$775.00.

<b>LLL</b>	Less Reader (For reader module accessories sold separately, See page 166)	<b>DEDUCT \$775.00</b>
<b>MS</b>	Magnetic Stripe (Swipe)	<b>N/C</b>
<b>MSK</b>	Magnetic Stripe (Swipe) + Keypad	<b>\$78.90</b>
<b>MG</b>	Magnetic Stripe (Insert)	<b>\$20.10</b>
<b>MGK</b>	Magnetic Stripe (Insert) + Keypad	<b>\$99.30</b>

## 6. Select Lever\*

<b>LLL</b>	Less interior and exterior levers	<b>DEDUCT \$54.80</b>
<b>SPA</b>	Sparta	<b>N/C</b>
<b>RHO</b>	Rhodes	<b>N/C</b>
<b>ATH</b>	Athens	<b>N/C</b>
<b>TLR</b>	Tubular	<b>N/C</b>
<b>BRW</b>	Broadway	<b>N/C</b>
<b>BRK</b>	Boardwalk	<b>N/C</b>
<b>LAT</b>	Latitude	<b>N/C</b>
<b>LON</b>	Longitude	<b>N/C</b>

\* Tactile Warning use 8AT for Athens, 8RO for Rhodes, 8SP for Sparta and 8TR for Tubular. \$55.00 per lever. Applied to exterior lever only unless otherwise specified. Not available with 643e finish.

## 7. Select Finish

<b>626</b>	Satin Chrome	<b>N/C</b>
<b>605</b>	Bright Brass	<b>\$147.00</b>
<b>606</b>	Satin Brass	<b>\$147.00</b>
<b>612</b>	Satin Bronze	<b>\$147.00</b>
<b>619</b>	Satin Nickel	<b>\$147.00</b>
<b>625</b>	Bright Chrome	<b>\$147.00</b>
<b>643e</b>	Aged Bronze	<b>\$147.00</b>
<b>626AM</b>	Satin Chrome Antimicrobial	<b>\$190.00</b>

## 8. Select Cylinder Type

<b>P6 ●△</b>	With Cylinder, Schlage- (Everest 29 S123, 6 Pin KIL standard)	<b>N/C</b>
<b>L</b>	Less Cylinder, Schlage, Falcon, 6 Pin KIL	<b>DEDUCT \$75.00</b>
<b>R ●□</b>	With Cylinder, Schlage 6-Pin (Everest 29 S123 standard) FSIC	<b>\$86.00</b>
<b>J</b>	Less Cylinder, Schlage, 6 Pin FSIC	<b>DEDUCT \$42.00</b>
<b>G ●□</b>	With Cylinder, Schlage 7-Pin (Everest 29R standard) (factory master keyed only) SFIC	<b>\$97.00</b>
<b>B</b>	Less Cylinder, Schlage, Falcon, Competitive OEM's, 7 Pin (SFIC)	<b>N/C</b>
<b>L SAR</b>	Less Cylinder, Sargent (10L + 11L), 6 Pin KIL (Only RHO, 8RO, SPA, 8SP, TLR, 8TR, ATH, 8AT lever styles)	<b>N/C</b>
<b>L CO6</b>	Less Cylinder, Corbin, 6 Pin KIL (Only RHO, 8RO, SPA, 8SP lever styles)	<b>N/C</b>
<b>J SAR</b>	Less Cylinder, Sargent 6300, 6 Pin FSIC	<b>N/C</b>
<b>J CO6</b>	Less Cylinder, Corbin 8000, 6 Pin FSIC	<b>N/C</b>
<b>J CO7</b>	Less Cylinder, Corbin 8000-7, 7 Pin FSIC, (Only RHO, 8RO, SPA, 8SP, TLR and 8TR)	<b>N/C</b>
<b>J MED</b>	Less Cylinder, Medeco 32*0201, 6 Pin FSIC (Only RHO, 8RO, SPA, 8SP lever styles)	<b>N/C</b>
<b>J YA6</b>	Less Cylinder, Yale 1210 or Medeco 31*0100, 6 Pin FSIC	<b>N/C</b>
<b>J YA7</b>	Less Cylinder, Yale 1220, 7 Pin FSIC (Only RHO, 8RO, SPA, 8SP lever styles)	<b>N/C</b>
<b>L FA7</b>	Less Cylinder, Falcon, 7 Pin, KIL (Only RHO, 8RO, SPA, 8SP lever styles)	<b>N/C</b>

● Master Keyed cylinders can be specified and will be shipped in lock packaging. For Master Keying System Summary form which should accompany the master keyed order, see page 285.

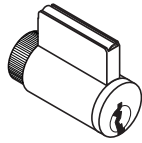
△ For Master Keying, additional line item 50-210 is required, \$23.30 each.

□ Control Keys for installation/removal of interchangeable cores are not furnished and must be ordered separate.

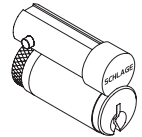
For additional assistance on Master Keying as well as restricted keyways please contact customer service.

Pricing/product description subject to change without notice.

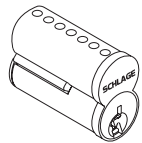
Full Cylinder  
P6 L L-SAR L-FA7



Full Size  
Interchangeable Core  
R J J SAR JCO6 JYA6  
JCO7



Small Format  
Interchangeable Core  
G B



**9. Select Keying Type**

Open Keyway Families: KIL or FSIC <sup>2</sup>		
<b>S123</b>	Everest 29 S (Key in Lever or FSIC)	<b>STANDARD</b>
<b>C123</b>	Everest C	<b>N/C</b>
<b>C/CE/E/EF/F/FG/G</b>	Classic Obverse	<b>N/C</b>
Restricted Keyway Families: KIL or FSIC <sup>1,2</sup>		
<b>29 T</b>	Everest 29 T	<b>\$22.00</b>
<b>D</b>	Everest D	<b>\$22.00</b>
<b>Classic Restricted</b>	Quad, Numbered, Reverse	<b>\$22.00</b>
Restricted Keyway Families: SFIC <sup>3</sup>		
<b>29 R</b>	Everest 29 R	<b>N/C</b>
<b>B</b>	Everest B	<b>N/C</b>

<sup>1</sup> Everest Restricted Keyways require a Letter of Authorization to be submitted with the order. See sample Letter of Authorization, see page 297.

<sup>2</sup> Full Size key systems (Everest 29 S & T, Everest C & D, Obverse & Quad) are available in Primus and Primus XP key system and must be ordered separately. Lock should be ordered less cylinder and Primus cylinder should be a separate line.

<sup>3</sup> Master Keyed cylinders can be specified and will be shipped in lock packaging. For Master Keying System Summary form which should accompany the master keyed order, see page 285.

**10. Select Handing (Field Reversible)**

<b>RH</b>	Right Handed	<b>N/C</b>
<b>LH</b>	Left Handed	<b>N/C</b>
<b>RHR</b>	Right Handed Reverse	<b>N/C</b>
<b>LHR</b>	Left Handed Reverse	<b>N/C</b>

**11. Select Battery**

<b>LLL</b>	Less Battery Holder, Batteries, and Cover	<b>DEDUCT \$31.90</b>
<b>4B</b>	4AA Battery Kit	<b>STANDARD</b>
<b>8B</b>	8AA Battery Kit	<b>\$46.10</b>

**12. Select Backset & Latchbolt**

<b>LLL</b>	Less Latch	<b>DEDUCT \$40.30</b>
<b>13-247</b>	2-3/4" Backset, Deadlatch, Square corner, 1-1/8" x 2-1/4"	<b>STANDARD</b>
<b>14-049</b>	2-3/4" Backset, Deadlatch Anti-friction fire door latch, Square corner, 1-1/8" x 2-1/4", 3/4" throw	<b>\$213.00</b>
<b>14-051</b>	2-3/8" Backset, Deadlatch Square corner, 1-1/8" x 2-1/4"	<b>N/C</b>
<b>14-050</b>	3-3/4" Backset, Deadlatch Square corner, 1-1/8" x 2-1/4"	<b>\$12.50</b>
<b>43-001</b>	5" Backset extension link, Deadlatch	<b>\$39.20</b>
<b>39-030*</b>	Rabbeted latch and strike kit, 605 and 626 only	<b>\$68.60</b>

\* Adapts square corner latch and 2-3/4" square corner strike to 1/2" rabbeted door and frame.

**13. Select Strike Plate**

<b>LLL</b>	Less Strike Plate	<b>DEDUCT \$5.20</b>
<b>10-025</b>	1-3/16" Lip, ANSI, no box, 1-1/4" x 4-7/8"	<b>STANDARD</b>
<b>10-013*</b>	1-1/8" Lip, Square Corner, T-strike, box, 1-1/8" - 2-3/4"	<b>N/C</b>
<b>10-016</b>	1-1/8" Lip, Square Corner, T-strike, deep box, fire door latch	<b>\$18.50</b>
<b>K510-066</b>	Box for ANSI strike (Must be specific)	<b>N/C</b>

\* 1-1/2" Lip available, must specify 1-1/2" Lip \$8.30

**14. Select Door Thickness**

<b>134</b>	1-3/4"	<b>STANDARD</b>
<b>Example 138</b>	1-3/8" to 2-3/4", Shims included (Specify in 1/8" increments)	<b>\$69.60</b>

**15. Select Options**

<b>BAA</b>	BAA Compliant Product	<b>\$118.00</b>
------------	-----------------------	-----------------

BAA compliant products must have the cover letter On page 311 included with the order. Failure to use this cover letter will result in the customer receiving non-BAA compliant product with no recourse for an RMA or refund. BAA compliant product requires a longer lead time, please contact customer service for details.

Accessories available, See page 166-168.  
Accessories include Decorative Plates, SUS A-KIT, etc.  
Credentials available, see pages 18-23.

Pricing/product description subject to change without notice.

## 1-3. Select Chassis

<b>AD-250-MS</b>	Mortise	<b>\$2,739.00</b>
<b>AD-250-MD</b>	Mortise Deadbolt	<b>\$2,780.00</b>



AD-250-MS-70-MGK



MG



MS



MSK

## 4. Select Function **Note:** Locking function capabilities are determined by users access control system

<b>70*</b>	Classroom/Storeroom (Not available on mortise deadbolt)	<b>STANDARD</b>
<b>50*</b>	Office (Not available on mortise deadbolt)	<b>\$10.00</b>
<b>40</b>	Privacy ■	<b>\$10.00</b>
<b>60</b>	Apartment ■	<b>\$10.00</b>

\* Less Door Position Switch, use suffix LDP. Deduct \$21.90

■ Inside Push Button (IPB) only included with Mortise (MS) chassis. Mortise deadbolt (MD) chassis comes with LED indicator only. \$10 charge does not apply to mortise deadbolt (MD) chassis.

## 5. Select Reader **Note:** Reflects list price adder to base magnetic swipe reader price of \$775.00.

<b>LLL</b>	Less Reader (For reader module accessories sold separately, See page 166)	<b>DEDUCT \$775.00</b>
<b>MS</b>	Magnetic Stripe (Swipe)	<b>N/C</b>
<b>MSK</b>	Magnetic Stripe (Swipe) + Keypad	<b>\$78.90</b>
<b>MG</b>	Magnetic Stripe (Insert)	<b>\$20.10</b>
<b>MGK</b>	Magnetic Stripe (Insert) + Keypad	<b>\$99.30</b>

## 6. Select Lever\*

<b>LLL</b>	Less interior and exterior levers	<b>DEDUCT \$76.70</b>
<b>SPA</b>	Sparta	<b>N/C</b>
<b>RHO</b>	Rhodes	<b>N/C</b>
<b>ATH</b>	Athens	<b>N/C</b>
<b>TLR</b>	Tubular	<b>N/C</b>
<b>BRW</b>	Broadway	<b>N/C</b>
<b>BRK</b>	Boardwalk	<b>N/C</b>
<b>LAT</b>	Latitude	<b>N/C</b>
<b>LON</b>	Longitude	<b>N/C</b>

\* Tactile Warning use 8AT for Athens, 8RO for Rhodes, 8SP for Sparta and 8TR for Tubular. \$51.00 per lever. Applied to exterior lever only unless otherwise specified. Not available with 643e finish.

## 7. Select Finish

<b>626</b>	Satin Chrome	<b>N/C</b>
<b>605</b>	Bright Brass	<b>\$147.00</b>
<b>606</b>	Satin Brass	<b>\$147.00</b>
<b>612</b>	Satin Bronze	<b>\$147.00</b>
<b>619</b>	Satin Nickel	<b>\$147.00</b>
<b>625</b>	Bright Chrome	<b>\$147.00</b>
<b>643e</b>	Aged Bronze	<b>\$147.00</b>
<b>626AM</b>	Satin Chrome Antimicrobial	<b>\$190.00</b>

## 8. Select Cylinder Type

<b>P6</b> ●△	With Cylinder, Schlage- (Everest 29 S123, 6 Pin KIL standard)	<b>N/C</b>
<b>L</b>	Less Cylinder, Schlage, Falcon, 6 Pin KIL	<b>DEDUCT \$75.00</b>
<b>R</b> ●□	With Cylinder, Schlage 6-Pin (Everest 29 S123 standard) FSIC	<b>\$86.00</b>
<b>J</b>	Less Cylinder, Schlage, 6 Pin FSIC	<b>DEDUCT \$42.00</b>
<b>G</b> ●□	With Cylinder, Schlage 7-Pin (Everest 29R standard) (factory master keyed only) SFIC	<b>\$97.00</b>
<b>B</b>	Less Cylinder, Schlage, Falcon, Competitive OEM's, 7 Pin (SFIC)	<b>N/C</b>
<b>L SAR</b>	Less Cylinder, Sargent (10L + 11L), 6 Pin KIL (Only RHO, 8RO, SPA, 8SP, TLR, 8TR, ATH, 8AT lever styles)	<b>N/C</b>
<b>L CO6</b>	Less Cylinder, Corbin, 6 Pin KIL (Only RHO, 8RO, SPA, 8SP lever styles)	<b>N/C</b>
<b>J SAR</b>	Less Cylinder, Sargent 6300, 6 Pin FSIC	<b>N/C</b>
<b>J CO6</b>	Less Cylinder, Corbin 8000, 6 Pin FSIC	<b>N/C</b>
<b>J CO7</b>	Less Cylinder, Corbin 8000-7, 7 Pin FSIC, (Only RHO, 8RO, SPA, 8SP, TLR and 8TR)	<b>N/C</b>
<b>J MED</b>	Less Cylinder, Medeco 32*0201, 6 Pin FSIC (Only RHO, 8RO, SPA, 8SP lever styles)	<b>N/C</b>
<b>J YA6</b>	Less Cylinder, Yale 1210 or Medeco 31*0100, 6 Pin FSIC	<b>N/C</b>
<b>J YA7</b>	Less Cylinder, Yale 1220, 7 Pin FSIC (Only RHO, 8RO, SPA, 8SP lever styles)	<b>N/C</b>
<b>L FA7</b>	Less Cylinder, Falcon, 7 Pin, KIL (Only RHO, 8RO, SPA, 8SP lever styles)	<b>N/C</b>

● Master Keyed cylinders can be specified and will be shipped in lock packaging. For Master Keying System Summary form which should accompany the master keyed order, see page 285.

△ For Master Keying, additional line item 50-210 is required, \$23.30 each.

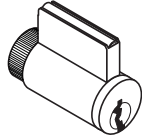
□ Control Keys for installation/removal of interchangeable cores are not furnished and must be ordered separate.

For additional assistance on Master Keying as well as restricted keyways please contact customer service.

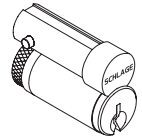
Pricing/product description subject to change without notice.



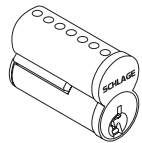
Full Cylinder  
P6 L L-SAR L-FA7



Full Size  
Interchangeable Core  
R J J SAR JCO6 JYA6  
JCO7



Small Format  
Interchangeable Core  
G B



**9. Select Keying Type**

Open Keyway Families: KIL or FSIC <sup>2</sup>		
<b>S123</b>	Everest 29 S (Key in Lever or FSIC)	<b>STANDARD</b>
<b>C123</b>	Everest C	<b>N/C</b>
<b>C/CE/E/EF/F/FG/G</b>	Classic Obverse	<b>N/C</b>
Restricted Keyway Families: KIL or FSIC <sup>1,2</sup>		
<b>29 T</b>	Everest 29 T	<b>\$22.00</b>
<b>D</b>	Everest D	<b>\$22.00</b>
<b>Classic Restricted</b>	Quad, Numbered, Reverse	<b>\$22.00</b>
Restricted Keyway Families: SFIC <sup>3</sup>		
<b>29 R</b>	Everest 29 R	<b>N/C</b>
<b>B</b>	Everest B	<b>N/C</b>

<sup>1</sup> Everest Restricted Keyways require a Letter of Authorization to be submitted with the order. See sample Letter of Authorization, see page 297.

<sup>2</sup> Full Size key systems (Everest 29 S & T, Everest C & D, Obverse & Quad) are available in Primus and Primus XP key system and must be ordered separately. Lock should be ordered less cylinder and Primus cylinder should be a separate line.

<sup>3</sup> Master Keyed cylinders can be specified and will be shipped in lock packaging. For Master Keying System Summary form which should accompany the master keyed order, see page 285.

**10. Select Handing (Field Reversible)**

<b>RH</b>	Right Handed	<b>N/C</b>
<b>LH</b>	Left Handed	<b>N/C</b>
<b>RHR</b>	Right Handed Reverse	<b>N/C</b>
<b>LHR</b>	Left Handed Reverse	<b>N/C</b>

**11. Select Battery**

<b>LLL</b>	Less Battery Holder, Batteries, and Cover	<b>DEDUCT \$31.90</b>
<b>4B</b>	4AA Battery Kit	<b>STANDARD</b>
<b>8B</b>	8AA Battery Kit	<b>\$46.10</b>

**12. Select Mortise Lock Armor Front**

<b>LLL</b>	Less Armor Front	<b>DEDUCT \$19.30</b>
<b>09-663</b>	1-1/4" Wide Square Corner, Latch for MS	<b>STANDARD</b>
<b>09-669</b>	1-1/16" Wide Square Corner, Latch, options for MS	<b>N/C</b>
<b>09-666</b>	1-1/4" Wide Square Corner, Latch x Deadbolt for MD	<b>STANDARD</b>
<b>09-672</b>	1-1/16" Wide Square Corner, Latch x Deadbolt, Options for MD	<b>N/C</b>

**13. Select Strike Plate**

<b>LLL</b>	Less Strike	<b>DEDUCT \$15.50</b>
<b>10-072</b>	1-1/4" x 4-7/8" Square Corner + box; 1-3/16" lip length	<b>STANDARD</b>
<b>10-072xx</b>	1-1/4" x 4-7/8" Square Corner + box; specify lip length (xx) as 1" or 1-1/2"	<b>N/C</b>
<b>10-072xx</b>	1-1/4" x 4-7/8" Square Corner + box; specify lip length (xx) as 1-3/4"	<b>\$36.90</b>
<b>10-075 ●</b>	1/2" Rabbeted	<b>\$126.00</b>
<b>37-015</b>	Strike Frame Reinforcer, specify 37-015	<b>N/C</b>

● For 1-3/4" thick doors, use wide armor front. For over 1-3/4" thick door extended equally (EE) use 1-1/4" wide armor front.

△ Extended leadtime, consult customer service.

**14. Select Door Thickness**

<b>134</b>	1-3/4"	<b>STANDARD</b>
<b>Example 138</b>	1-3/8" to 2-3/4", Shims included (Specify in 1/8" increments)	<b>\$69.60</b>

**15. Select Options**

<b>BAA</b>	BAA Compliant Product	<b>\$118.00</b>
------------	-----------------------	-----------------

BAA compliant products must have the cover letter On page 311 included with the order. Failure to use this cover letter will result in the customer receiving non-BAA compliant product with no recourse for an RMA or refund. BAA compliant product requires a longer lead time, please contact customer service for details.

Accessories available, See page 166-168.  
Accessories include Decorative Plates, SUS A-KIT, etc.  
Credentials available, see pages 18-23.

Pricing/product description subject to change without notice.

1-3. Select Exit Trim Type\*

<b>AD-250-993R</b>	Exit Rim/ <sup>1</sup> Concealed Vertical Rod/ <sup>1</sup> Concealed Vertical Cable	<b>\$2,807.00</b>
<b>AD-250-993S</b>	Exit Surface Vertical Rod	<b>\$2,839.00</b>
<b>AD-250-993M</b>	Exit Mortise Lock	<b>\$2,839.00</b>

\* See page 135 for exit device compatibility. <sup>1</sup> Metal door only.

AD-SERIES

Networked

Standalone



AD-250-993-70-MGK



MG



MS



MSK

4. Select Function **Note:** Locking function capabilities are determined by users access control system

<b>70*</b>	Classroom/Storeroom	<b>STANDARD</b>
<b>50*</b>	Office $\Delta$	<b>\$10.00</b>
<b>40</b>	Privacy $\Delta$	<b>\$10.00</b>
<b>60</b>	Apartment $\Delta$	<b>\$10.00</b>

\* Less Door Position Switch, use suffix LDP. Deduct \$21.90

5. Select Reader **Note:** Reflects list price adder to base magnetic swipe reader price of \$775.00.

<b>LLL</b>	Less Reader (For reader module accessories sold separately, See page 166)	<b>DEDUCT \$775.00</b>
<b>MS</b>	Magnetic Stripe (Swipe)	<b>N/C</b>
<b>MSK</b>	Magnetic Stripe (Swipe) + Keypad	<b>\$78.90</b>
<b>MG</b>	Magnetic Stripe (Insert)	<b>\$20.10</b>
<b>MGK</b>	Magnetic Stripe (Insert) + Keypad	<b>\$99.30</b>

6. Select Lever\*

<b>LLL</b>	Less interior and exterior levers	<b>DEDUCT \$76.70</b>
<b>SPA</b>	Sparta	<b>N/C</b>
<b>RHO</b>	Rhodes	<b>N/C</b>
<b>ATH</b>	Athens	<b>N/C</b>
<b>TLR</b>	Tubular	<b>N/C</b>
<b>BRW</b>	Broadway	<b>N/C</b>
<b>BRK</b>	Boardwalk	<b>N/C</b>
<b>LAT</b>	Latitude	<b>N/C</b>
<b>LON</b>	Longitude	<b>N/C</b>

\* Tactile Warning use 8AT for Athens, 8RO for Rhodes, 8SP for Sparta and 8TR for Tubular. \$55.00 per lever. Applied to exterior lever only unless otherwise specified. Not available with 643e finish.

7. Select Finish

<b>626</b>	Satin Chrome	<b>N/C</b>
<b>605</b>	Bright Brass	<b>\$147.00</b>
<b>606</b>	Satin Brass	<b>\$147.00</b>
<b>612</b>	Satin Bronze	<b>\$147.00</b>
<b>619</b>	Satin Nickel	<b>\$147.00</b>
<b>625</b>	Bright Chrome	<b>\$147.00</b>
<b>643e</b>	Aged Bronze	<b>\$147.00</b>
<b>626AM</b>	Satin Chrome Antimicrobial	<b>\$190.00</b>

8. Select Cylinder Type

<b>P6</b> ● $\Delta$	With Cylinder, Schlage- (Everest 29 S123, 6 Pin KIL standard)	<b>N/C</b>
<b>L</b>	Less Cylinder, Schlage, Falcon, 6 Pin KIL	<b>DEDUCT \$75.00</b>
<b>R</b> ● $\square$	With Cylinder, Schlage 6-Pin (Everest 29 S123 standard) FSIC	<b>\$86.00</b>
<b>J</b>	Less Cylinder, Schlage, 6 Pin FSIC	<b>DEDUCT \$42.00</b>
<b>G</b> ● $\square$	With Cylinder, Schlage 7-Pin (Everest 29R standard) (factory master keyed only) SFIC	<b>\$97.00</b>
<b>B</b>	Less Cylinder, Schlage, Falcon, Competitive OEM's, 7 Pin (SFIC)	<b>N/C</b>
<b>L SAR</b>	Less Cylinder, Sargent (10L + 11L), 6 Pin KIL (Only RHO, 8RO, SPA, 8SP, TLR, 8TR, ATH, 8AT lever styles)	<b>N/C</b>
<b>LC06</b>	Less Cylinder, Corbin, 6 Pin KIL (Only RHO, 8RO, SPA, 8SP lever styles)	<b>N/C</b>
<b>JSAR</b>	Less Cylinder, Sargent 6300, 6 Pin FSIC	<b>N/C</b>
<b>JCO6</b>	Less Cylinder, Corbin 8000, 6 Pin FSIC	<b>N/C</b>
<b>JCO7</b>	Less Cylinder, Corbin 8000-7, 7 Pin FSIC, (Only RHO, 8RO, SPA, 8SP, TLR and 8TR)	<b>N/C</b>
<b>JMED</b>	Less Cylinder, Medeco 32*0201, 6 Pin FSIC (Only RHO, 8RO, SPA, 8SP lever styles)	<b>N/C</b>
<b>JYA6</b>	Less Cylinder, Yale 1210 or Medeco 31*0100, 6 Pin FSIC	<b>N/C</b>
<b>JYA7</b>	Less Cylinder, Yale 1220, 7 Pin FSIC (Only RHO, 8RO, SPA, 8SP lever styles)	<b>N/C</b>
<b>LFA7</b>	Less Cylinder, Falcon, 7 Pin, KIL (Only RHO, 8RO, SPA, 8SP lever styles)	<b>N/C</b>

● Master Keyed cylinders can be specified and will be shipped in lock packaging. For Master Keying System Summary form which should accompany the master keyed order, see page 285.

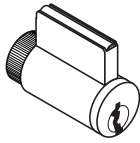
$\Delta$  For Master Keying, additional line item 50-210 is required, \$23.30 each.

$\square$  Control Keys for installation/removal of interchangeable cores are not furnished and must be ordered separate.

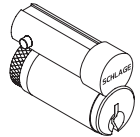
For additional assistance on Master Keying as well as restricted keyways please contact customer service.

Pricing/product description subject to change without notice.

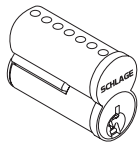
Full Cylinder  
P6 L L-SAR L-FA7



Full Size  
Interchangeable Core  
R J J SAR JCO6 JYA6  
JCO7



Small Format  
Interchangeable Core  
G B



**9. Select Keying Type**

Open Keyway Families: KIL or FSIC <sup>2</sup>		
<b>S123</b>	Everest 29 S (Key in Lever or FSIC)	<b>STANDARD</b>
<b>C123</b>	Everest C	<b>N/C</b>
<b>C/CE/E/EF/ F/ FG/ G</b>	Classic Obverse	<b>N/C</b>
Restricted Keyway Families: KIL or FSIC <sup>1,2</sup>		
<b>29 T</b>	Everest 29 T	<b>\$22.00</b>
<b>D</b>	Everest D	<b>\$22.00</b>
<b>Classic Restricted</b>	Quad, Numbered, Reverse	<b>\$22.00</b>
Restricted Keyway Families: SFIC <sup>3</sup>		
<b>29 R</b>	Everest 29 R	<b>N/C</b>
<b>B</b>	Everest B	<b>N/C</b>

<sup>1</sup> Everest Restricted Keyways require a Letter of Authorization to be submitted with the order. See sample Letter of Authorization, see page 297.

<sup>2</sup> Full Size key systems (Everest 29 S & T, Everest C & D, Obverse & Quad) are available in Primus and Primus XP key system and must be ordered separately. Lock should be ordered less cylinder and Primus cylinder should be a separate line.

<sup>3</sup> Master Keyed cylinders can be specified and will be shipped in lock packaging. For Master Keying System Summary form which should accompany the master keyed order, see page 285.

**10. Select Handing (Field Reversible)**

<b>RHR</b>	Right Handed Reverse	<b>N/C</b>
<b>LHR</b>	Left Handed Reverse	<b>N/C</b>

**11. Select Battery**

<b>LLL</b>	Less Battery Holder, Batteries, and Cover	<b>DEDUCT \$30.60</b>
<b>4B</b>	4AA Battery Kit	<b>STANDARD</b>
<b>8B</b>	8AA Battery Kit	<b>\$46.10</b>

**12. -13. No Selection Required**

**14. Select Door Thickness**

<b>134</b>	1-3/4"	<b>STANDARD</b>
<b>Example 200</b>	1-3/4" to 2-3/4", (Specify in 1/8" increments)	<b>\$69.60</b>

**15. Select Options**

<b>BAA</b>	BAA Compliant Product	<b>\$118.00</b>
------------	-----------------------	-----------------

BAA compliant products must have the cover letter On page 311 included with the order. Failure to use this cover letter will result in the customer receiving non-BAA compliant product with no recourse for an RMA or refund. BAA compliant product requires a longer lead time, please contact customer service for details.

**AD-Series Exit Trim**

The AD993DT Non-Functioning "Dummy" Trim comes with a universal mounting plate and is compatible with the following exit devices:

**Von Duprin 98/99 and 98/99XP**

Rim, Concealed Vertical Rod (metal door only), Concealed Vertical Cable (metal door only), Surface Vertical Rod, Mortise. Low current Request-to-Exit Switch optional for future network migration.

**Von Duprin 22/22F**

Rim, Surface Vertical Rod

**Falcon 25 - Rim**

**Sargent 80 Series** (Narrow design & reversible rim exits not compatible) - Rim

**Corbin Russwin 5000 Series** - Rim

**Yale 7000** - Rim

**Dorma 9300** - Rim

**Precision 21** - Rim (2100 converts to 21 with Precision's BP21 Kit)

**Note:** AD-Series Non-Functioning "Dummy" Exit Trim now available. Please see pages 164-165 for details

Accessories available, See page 166-168.  
Accessories include Decorative Plates, SUS A-KIT, etc.  
Credentials available, see pages 18-23.

# AD-993DT – Non-Functioning “Dummy” Trim for Exit



## 1-4. Select Chassis/ Exit Trim Type\* /Reader

<b>AD-993LLL</b>	“Dummy” Trim Less Reader for Exit Rim/†Concealed Vertical Rod/†Concealed Vertical Cable /Surface Vertical Rod/Mortise Lock	<b>\$774.00</b>
<b>AD-993DT</b>	“Dummy” Trim with “Dummy” Reader Cover for Exit Rim/†Concealed Vertical Rod/Surface Vertical Rod/ Mortise Lock	<b>\$789.00</b>

\* See page 135 for exit device compatibility. † Metal door only.



AD993DT

## 5. Select Lever\*

<b>LLL</b>	Less interior and exterior levers	<b>DEDUCT \$30.60</b>
<b>SPA</b>	Sparta	<b>N/C</b>
<b>RHO</b>	Rhodes	<b>N/C</b>
<b>ATH</b>	Athens	<b>N/C</b>
<b>TLR</b>	Tubular	<b>N/C</b>
<b>BRW</b>	Broadway	<b>N/C</b>
<b>BRK</b>	Boardwalk	<b>N/C</b>
<b>LAT</b>	Latitude	<b>N/C</b>
<b>LON</b>	Longitude	<b>N/C</b>

\* Tactile Warning use **BAT** for Athens, **BRO** for Rhodes, **BSP** for Sparta and **BTR** for Tubular. \$55.00 per lever. Applied to exterior lever only unless otherwise specified. Not available with 643e finish.

## 6. Select Finish

<b>626</b>	Satin Chrome	<b>N/C</b>
<b>605</b>	Bright Brass	<b>\$147.00</b>
<b>606</b>	Satin Brass	<b>\$147.00</b>
<b>612</b>	Satin Bronze	<b>\$147.00</b>
<b>619</b>	Satin Nickel	<b>\$147.00</b>
<b>625</b>	Bright Chrome	<b>\$147.00</b>
<b>643e</b>	Aged Bronze	<b>\$147.00</b>
<b>626AM</b>	Satin Chrome Antimicrobial	<b>\$190.00</b>

## 7. Select Cylinder Type

<b>P6</b> ●△	With Cylinder, Schlage- (Everest 29 S123, 6 Pin KIL standard)	<b>N/C</b>
<b>L</b>	Less Cylinder, Schlage, Falcon, 6 Pin KIL	<b>DEDUCT \$75.00</b>
<b>R</b> ●□	With Cylinder, Schlage 6-Pin (Everest 29 S123 standard) FSIC	<b>\$86.00</b>
<b>J</b>	Less Cylinder, Schlage, 6 Pin FSIC	<b>DEDUCT \$42.00</b>
<b>G</b> ●□	With Cylinder, Schlage 7-Pin (Everest 29R standard) (factory master keyed only) SFIC	<b>\$97.00</b>
<b>B</b>	Less Cylinder, Schlage, Falcon, Competitive OEM's, 7 Pin (SFIC)	<b>N/C</b>
<b>LSAR</b>	Less Cylinder, Sargent (10L + 11L), 6 Pin KIL (Only RHO, 8RO, SPA, 8SP, TLR, 8TR, ATH, 8AT lever styles)	<b>N/C</b>
<b>LC06</b>	Less Cylinder, Corbin, 6 Pin KIL (Only RHO, 8RO, SPA, 8SP lever styles)	<b>N/C</b>
<b>JSAR</b>	Less Cylinder, Sargent 6300, 6 Pin FSIC	<b>N/C</b>
<b>JC06</b>	Less Cylinder, Corbin 8000, 6 Pin FSIC	<b>N/C</b>
<b>JC07</b>	Less Cylinder, Corbin 8000-7, 7 Pin FSIC, (Only RHO, 8RO, SPA, 8SP, TLR and 8TR)	<b>N/C</b>
<b>JMED</b>	Less Cylinder, Medeco 32*0201, 6 Pin FSIC (Only RHO, 8RO, SPA, 8SP lever styles)	<b>N/C</b>
<b>JYA6</b>	Less Cylinder, Yale 1210 or Medeco 31*0100, 6 Pin FSIC	<b>N/C</b>
<b>JYA7</b>	Less Cylinder, Yale 1220, 7 Pin FSIC (Only RHO, 8RO, SPA, 8SP lever styles)	<b>N/C</b>
<b>LFA7</b>	Less Cylinder, Falcon, 7 Pin, KIL (Only RHO, 8RO, SPA, 8SP lever styles)	<b>N/C</b>

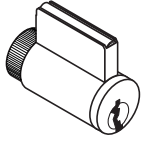
● Master Keyed cylinders can be specified and will be shipped in lock packaging. For Master Keying System Summary form which should accompany the master keyed order, see page 285.

△ For Master Keying, additional line item 50-210 is required, \$23.30 each.

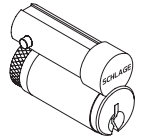
□ Control Keys for installation/removal of interchangeable cores are not furnished and must be ordered separate.

For additional assistance on Master Keying as well as restricted keyways please contact customer service.

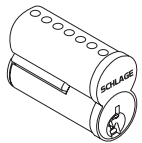
Full Cylinder  
P6 L L-SAR L-FA7



Full Size  
Interchangeable Core  
R J J SAR JCO6 JYA6  
JCO7



Small Format  
Interchangeable Core  
G B



**8. Select Keying Type**

Open Keyway Families: KIL or FSIC <sup>2</sup>		
<b>S123</b>	Everest 29 S (Key in Lever or FSIC)	<b>STANDARD</b>
<b>C123</b>	Everest C	<b>N/C</b>
<b>C/CE/E/EF/ F/ FG/ G</b>	Classic Obverse	<b>N/C</b>
Restricted Keyway Families: KIL or FSIC <sup>1,2</sup>		
<b>29 T</b>	Everest 29 T	<b>\$22.00</b>
<b>D</b>	Everest D	<b>\$22.00</b>
<b>Classic Restricted</b>	Quad, Numbered, Reverse	<b>\$22.00</b>
Restricted Keyway Families: SFIC <sup>3</sup>		
<b>29 R</b>	Everest 29 R	<b>N/C</b>
<b>B</b>	Everest B	<b>N/C</b>

<sup>1</sup> Everest Restricted Keyways require a Letter of Authorization to be submitted with the order. See sample Letter of Authorization, see page 297.

<sup>2</sup> Full Size key systems (Everest 29 S & T, Everest C & D, Obverse & Quad) are available in Primus and Primus XP key system and must be ordered separately. Lock should be ordered less cylinder and Primus cylinder should be a separate line.

<sup>3</sup> Master Keyed cylinders can be specified and will be shipped in lock packaging. For Master Keying System Summary form which should accompany the master keyed order, see page 285.

**9. Select Handing (Field Reversible)**

<b>RHR</b>	Right Handed Reverse	<b>N/C</b>
<b>LHR</b>	Left Handed Reverse	<b>N/C</b>

**10. - 12. No Selection Required**

**13. Select Door Thickness**

<b>134</b>	1-3/4"	<b>STANDARD</b>
<b>Example 178</b>	1-7/8" to 2-3/4", (Specify in 1/8" increments)	<b>\$69.60</b>

**14. Select Options**

<b>BAA</b>	BAA Compliant Product	<b>\$118.00</b>
------------	-----------------------	-----------------

BAA compliant products must have the cover letter on page 311 included with the order. Failure to use this cover letter will result in the customer receiving non-BAA compliant product with no recourse for an RMA or refund. BAA compliant product requires a longer lead time, please contact customer service for details.

**AD-Series Exit Trim**

The AD993DT Non-Functioning “Dummy” Trim comes with a universal mounting plate and is compatible with the following exit devices:

**Von Duprin 98/99 and 98/99XP**

Rim, Concealed Vertical Rod (metal door only), Concealed Vertical Cable (metal door only), Surface Vertical Rod, Mortise. Low current Request-to-Exit Switch optional for future network migration.

**Von Duprin 22/22F**

Rim, Surface Vertical Rod

**Falcon 25 - Rim**

**Sargent 80 Series** (Narrow design & reversible rim exits not compatible) - Rim

**Corbin Russwin 5000 Series - Rim**

**Yale 7000 - Rim**

**Dorma 9300 - Rim**

**Precision 21 - Rim** (2100 converts to 21 with Precision’s BP21 Kit)

Accessories available. See page 166-168.  
Accessories include Panel Interface Module (PIM400) Decorative Plates, SUS A-KIT, etc.  
Credentials available, see pages 18-23.

# AD-Series Standalone Accessories



Product ID	Product Description	Product Specification	Price
<b>Android Cable (For use with SUS Android App)</b>			
47282796 SUS A-KIT	USB and 2-PIN Android Cable	Used to connect Android device to USB and 2-PIN locks and accessories.	\$218.00

## Handheld Device Accessory

HH-USB	USB Replacement Cable	Used to connect Handheld Device to USB locks and accessories.	\$69.10
--------	-----------------------	---	---------

## Handheld Device Accessories (Legacy Product Support)

HH-2PIN SERIAL	Serial Cable	Used to connect current model HHD (BM170) directly to legacy serial products without the need of a CIP	\$170.00
HH-SERIAL	Serial Cable*	Used to connect previous model HHD (BM150) with CIP to program serial products.	\$152.00
PIMWA-CV	Null Converter	Used to connect Handheld Device to WA Series PIM, using HH-SERIAL Serial Cable. (compatible to current and previous model HHDs)	\$30.60
P512112	Computer Interface Module (CIP)*	Used to program serial products using HH-SERIAL Serial Cable.	\$392.00
P101203	CIP with iButton Reader*	Used to program serial products using HH-SERIAL Serial Cable.	\$413.00

\* Not compatible to current HHD (BM170)

## Reader Modules - (Select by Technology) - (Please specify FINISH - Example: KP-626)

KP	Keypad Only Reader Module		\$633.00
MG	Magnetic Stripe (Insert) Reader Module - (Track 1, 2, or 3)		\$771.00
MGK	Magnetic Stripe (Insert) with Keypad Reader Module - (Track 1, 2, or 3)		\$850.00
MS	Magnetic Stripe (Swipe) Reader Module - (Track 1, 2, or 3)		\$752.00
MSK	Magnetic Stripe (Swipe) with Keypad Reader Module - (Track 1, 2, or 3)		\$832.00
MT	Multi-Technology Reader Module - (125 kHz Proximity and 13.56 MHz Smart)		\$869.00
MTK	Multi-Technology with Keypad Reader Module - (125 kHz Proximity and 13.56 MHz Smart)		\$947.00
SI	Smart Technology iClass Compatible Reader		\$1,006.00
SIK	Smart Technology iClass Compatible Reader + Keypad		\$1,079.00
FMK	FIPS Multi-Technology with Keypad Reader Module - (125 kHz Proximity and 13.56 MHz Smart)		\$1,190.00
DT	Dummy Trim Reader Cover		\$35.00

## Reader Module Accessories

510310	Magnetic Stripe Cleaning Cards		\$45.50
--------	--------------------------------	--	---------

## Communication Module Kits - (Please specify FINISH - Example: COM200C-626)

COM200C	AD-200/AD-250 Offline Communication Kit (Cover)	Classroom/Storeroom Functions (Cylindrical and Exit Chassis)	\$185.00
COM200L	AD-200/AD-250 Offline Communication Kit (Cover with Indicator Lens)	Privacy/Apartment Functions (Mortise Deadbolt Chassis)	\$185.00
COM200P◆	AD-200/AD-250 Offline Communication Kit (Cover with Push Button)	Privacy/Apartment/Office Functions (Cylindrical and Mortise Chassis)	\$185.00
COM300L◆■	AD-300 Hardwired Communication Kit (Cover with Indicator Lens, RS485 Communication PCB)	Classroom/Storeroom Functions (Cylindrical, Mortise and Exit Chassis) Privacy/Apartment Functions (Mortise Deadbolt Chassis)	\$410.00
COM300P◆■	AD-300 Hardwired Communication Kit (Cover with Push Button, RS485 Communication PCB)	Privacy/Apartment/Office Functions (Cylindrical and Mortise Chassis)	\$410.00
COM400L◆■	AD-400 Wireless Communication Kit (Cover with Indicator Lens, 900MHz Communication PCB)	Classroom/Storeroom Functions (Cylindrical, Mortise and Exit Chassis) Privacy/Apartment Functions (Mortise Deadbolt Chassis)	\$443.00
COM400P◆■	AD-400 Wireless Communication Kit (Cover with Push Button, 900MHz Communication PCB)	Privacy/Apartment/Office Functions (Cylindrical and Mortise Chassis)	\$443.00

◆ Must install Door Position Switch #46929121 for proper operation

■ Must order and install Pigtail Exit Adapter #23536774 for RX-LC switch if retrofitting AD-200-993 to AD-300-993 or AD-400-993

	Class	Chassis	Type	Classroom/ Storeroom (70)	Office (50)	Apartment (60)	Privacy (40)
OFFLINE	AD-200 & AD-250	CY	Cylindrical	COM200C	COM200P	COM200P	COM200P
	AD-200 & AD-250	MS	Mortise	COM200C	COM200P	COM200P	COM200P
	AD-200 & AD-250	MD	Mortise Deadbolt	N/A	N/A	COM200L	COM200L
	AD-200 & AD-250	993	Exit Trim	COM200C	N/A	N/A	N/A
NETWORKED	AD-300	CY	Cylindrical	COM300L	COM300P	COM300P	COM300P
	AD-300	MS	Mortise	COM300L	COM300P	COM300P	COM300P
	AD-300	MD	Mortise Deadbolt	N/A	N/A	COM300L	COM300L
	AD-300	993	Exit Trim	COM300L	N/A	N/A	N/A
	AD-400	CY	Cylindrical	COM400L	COM400P	COM400P	COM400P
	AD-400	MS	Mortise	COM400L	COM400P	COM400P	COM400P
	AD-400	MD	Mortise Deadbolt	N/A	N/A	COM400L	COM400L
AD-400	993	Exit Trim	COM400L	N/A	N/A	N/A	

Suffixes: C= Cover L= LED Only P= Pushbutton

Note: Connections other than Wiegand or Clock & Data may incur additional fee. Consult access control provider for details.

Pricing/product description subject to change without notice.

Product ID	Product Description	Price
------------	---------------------	-------

### Door Position Switch

46929121	Door Position Switch	See page 226
----------	----------------------	--------------

### Battery Cover - (Select by Battery Quantity) - (Please specify FINISH - Example: 4C-626)

4C (46929071)	4AA Battery Cover (with Screw)	See page 227
---------------	--------------------------------	--------------

8C (46929105)	8AA Battery Cover (with Screw)	See page 227
---------------	--------------------------------	--------------

### Battery Holder & Cover Kit - (Select by Battery Quantity) - (Please specify FINISH - Example: 4B-626)

4B (46929055)	4AA Battery Holder & Cover Kit (Includes 4AA Battery Holder with Cable, 4AA Battery Strap, Battery Strap Screws, 4AA Battery Cover, Cover Screw, Torx Cover Screw)	See page 227
---------------	--	--------------

8B (46929089)	8AA Battery Holder & Cover Kit (Includes 8AA Battery Holder with Cable, 8AA Battery Strap, Battery Strap Screws, 8AA Battery Cover, Cover Screw, Torx Cover Screw, Mylar)	See page 227
---------------	---	--------------

### Torx Tamper Screw Pack - (Select by Chassis Type) - (Please specify FINISH - Example: 23538812-626)

#### Cylindrical

23538812	Torx Tamper Screw Pack	See page 227
----------	------------------------	--------------

#### Mortise

23538820	Torx Tamper Screw Pack	See page 227
----------	------------------------	--------------

#### Exit

23538838	Torx Tamper Screw Pack	See page 227
----------	------------------------	--------------

### Decorative Plate - (Select by Size) - (Please specify FINISH - Example: 23760283-626)

23631823	1.5" x 3.25" x .105" Decorative Plate (with Screws) - (Exit Trim)	See page 226
----------	---	--------------

23760267	1.7" x 3.5" x .075" Decorative Plate (with Screws)	See page 226
----------	--	--------------

23760283	3.2" x 3.5" x .075" Decorative Plate (with Screws)	See page 226
----------	--	--------------

23760317	6.0" x 3.5" x .075" Decorative Plate (with Screws)	See page 226
----------	--	--------------

23760325	6.6" x 3.5" x .075" Decorative Plate (with Screws)	See page 226
----------	--	--------------

23760309	8.0" x 3.5" x .075" Decorative Plate (with Screws)	See page 226
----------	--	--------------

23760291	8.0" x 3.5" x .075" Decorative Plate (with Screws and Welded Standoff)	See page 226
----------	--	--------------

23760259*	10.5" x 3.5" x .075" Decorative Plate (no Screws necessary) - (Under Lock)	See page 226
-----------	--	--------------

23760275*	12.0" x 3.5" x .075" Decorative Plate (no Screws necessary) - (Under Lock)	See page 226
-----------	--	--------------

\*Please consider overall Door Thickness when ordering

**Note:** Single Decorative Plate. Interior and Exterior Decorative Plates may be required.

**Note:** Decorative Plates may have multiple applications. Please refer to AD-Series Retrofit Template Overlay guide at [www.schlage.com/support](http://www.schlage.com/support) for more information.

Available Finishes: 626 Satin Chrome Standard. Please consult Customer Care for 605 Bright Brass or 643E Aged Bronze.

### Shim Plates

23458607	Interior Shim Plate - (for AD-200/250/300)	See page 226
----------	--	--------------

23458565	Interior Shim Plate - (for AD-400)	See page 226
----------	------------------------------------	--------------

23458599	Exterior Shim Plate	See page 226
----------	---------------------	--------------

**Note:** Device is 0.063" thick

### Installation Tools

40-286	Universal Clamp (For use with all AD, CO, NDE, and LE Series installation templates)	\$546.00
--------	--	----------

40-288	AD Series cylindrical lock installation template	\$1,101.00
--------	--	------------

40-292	Universal cylindrical door position switch (DPS) installation template	\$175.00
--------	--	----------

40-287	AD Series mortise lock installation template	\$1,101.00
--------	--	------------

40-291	Universal mortise door position switch (DPS) installation template	\$168.00
--------	--	----------

**Note:** These metal lock and DPS templates require use of specially designed universal clamp to ensure drilling accuracy.

# AD-Series Standalone Accessories



Product ID	Product Description	Product Specification	Price
------------	---------------------	-----------------------	-------

## AD-200 Standalone Accessories

### Express Level Software Package

<b>SXPR-SFT-1</b>	Express Offline Lock Software	Recommended for offline locks of fewer than 1000 users and/or 100 access points. Reporting of last 1000 events capability will retrieve audit trails. Must be installed on a computer that meets the minimum requirements (refer to software datasheet)	<b>See page 211</b>
-------------------	-------------------------------	---	---------------------

**Note:** Refer to Software Levels Datasheet for features and details

### Express Level Software Package Accessories

<b>P512112</b>	Express Computer Interface Module	Used to program legacy CM/CL/KC products, using HH-SERIAL Serial Cable	<b>See page 211</b>
<b>P101203</b>	Express Computer Interface Module (with iButton)	Used to connect PC/laptop to access device	<b>See page 211</b>
<b>P394548</b>	Express Female to Female Serial Cable	Used to connect P101203 Computer Interface Module to PC/laptop	<b>See page 211</b>
<b>SDB9USBCBL</b>	Express Male DB9 to USB 6" Cable Adapter	Used to connect a USB Port device to a Serial Port device	<b>See page 211</b>
<b>CRM2</b>	Express Magnetic Stripe Enrollment Reader		<b>See page 211</b>
<b>CRP2</b>	Express Proximity Enrollment Reader		<b>See page 211</b>
<b>MT20</b>	USB/BLE (ENGAGE mobile app) MIFARE/EV1 PIV Enrollment Reader		<b>See page 34</b>

### Express Installation & Training

<b>SCH-EXP-INST</b>	Express Installation & Training	Includes software installation and training. Provided by Allegion Security & Safety Consultant remotely from factory. (No discounts apply)	<b>See page 211</b>
---------------------	---------------------------------	--	---------------------

### Remote Door Release

	Push Button Release Options	AD-200 firmware enables the use of a wired remote release of the door. Many push button types are available.	<b>See page -166</b>
--	-----------------------------	--	----------------------

### AD-250 Accessories

<b>CL-ENCODER-2</b>	Campus Lock Magnetic Stripe Encoder	ISO compatible high/low coercivity with female/male serial cable.	<b>\$5,391.00</b>
---------------------	-------------------------------------	---	-------------------

Pricing/product description subject to change without notice.



<b>CO-SERIES STANDALONE; MANUALLY PROGRAMMABLE</b>	
<b>HOW TO ORDER</b>	<b>170</b>
<b>CO-SERIES OVERVIEW</b>	<b>171</b>
<b>CO-100 STANDALONE; MANUALLY PROGRAMMABLE</b>	<b>182</b>
Cylindrical	182
Mortise	184
Exit Trim	186
<b>CO-200 STANDALONE; COMPUTER OR MANUALLY PROGRAMMABLE WITH USER RIGHTS ON LOCKS</b>	<b>188</b>
Cylindrical	188
Mortise/Mortise Deadbolt	190
Exit Trim	192
<b>CO-220 CLASSROOM LOCKDOWN</b>	<b>194</b>
Cylindrical	194
Mortise	196
Exit Trim	198
<b>CO-993DT - NON FUNCTIONING "DUMMY" TRIM FOR EXIT</b>	<b>200</b>
<b>CO-250 STANDALONE; COMPUTER PROGRAMMABLE WITH USER RIGHTS ON MAGNETIC STRIPE CARD</b>	<b>202</b>
Cylindrical	202
Mortise/Mortise Deadbolt	204
Exit Trim	206
<b>CO-993DT NON-FUNCTIONING "DUMMY" EXIT TRIM</b>	<b>208</b>
<b>CO-SERIES ACCESSORIES</b>	<b>210</b>
HHD and Accessories	210
Decorative Plates	210
Shim Plates	210
Installation Tools	211
Express Level Software Package Accessories	211
<b>CT5000-OFFLINE CONTROLLER</b>	<b>212</b>

**CONTACT INFORMATION FOR CO-SERIES STANDALONE LOCKS**

Payment Address: Schlage Electronic Security  
 15934 Collections Center Drive  
 Chicago, IL 60693

<b>877-671-7011</b>	
<b>Customer Service:</b>	<b>Technical Support:</b>
Order Status, Credit Returns of Non-Defective Products, General Sales Questions	Technical Questions/Issues, Returns of Defective Products, Repairs
Email Orders To: Allegion_Orders@allegion.com	Contact For Technical Assistance: Electronic_Lock_TechProdSupport@allegion.com

Pricing/product description subject to change without notice.

## How to Order:

### REQUIRED FIELDS

### FACTORY DEFAULT AND OPTIONS

CO - 200 - CY - 70 - MS - SPA - 626 - P6 - S123 - RH - 4B - 13-247 - 10-025 - 1-3/4 - BAA

**1. Series**

**2. Class:**

- 100 Keypad Programmable
- 200 Rights on Lock
- 220 Classroom Lockdown Solution
- 250 Rights on Magnetic Stripe Credential

**3. Chassis:**

- CY Cylindrical
- MS Mortise
- MD Mortise Deadbolt
- 993R Exit Trim – Rim/CVR/CVC
- 993S Exit Trim – SVR
- 993M Exit Trim – Mortise
- 993DT "Dummy" Exit Trim

**4. Function:**

- 75 Classroom Security
- 70 Classroom/Storeroom
- 50 Office
- 40 Privacy

**5. Reader:**

- KP Keypad
- MSK Magnetic Stripe + Keypad (Swipe)
- MS Magnetic Stripe (Swipe)
- PRK Proximity + Keypad
- PR Proximity

**6. Lever: △**

- SPA Sparta                      ATH Athens
  - RHO Rhodes                    TLR Tubular
- △ To add tactile warning, use prefix 8. Example 8SPA

**7. Finish:**

- 626 Satin Chrome
- 605 Bright Brass
- 606 Satin Brass
- 612 Satin Bronze
- 619 Satin Nickel
- 625 Bright Chrome
- 643e Aged Bronze
- 626AM Satin Chrome (Antimicrobial Coating)

**8. Cylinder Type:**

- P6 Schlage 6-pin Full Cylinder
- For options see individual Class/Chassis page

**9. Keyway Type:**

- S123 Everest 29
- For options see individual Class/Chassis page

**10. Handing:**

- RH Right Handed
- LH Left Handed
- RHR Right Handed Reverse
- LHR Left Handed Reverse

**11. Battery Holder:**

- 4B - 4AA Battery Kit

**12. Backset and Latch or Armor Front:**

- 13-247 2-3/4" Backset, Deadlatch, Square Corner, 1-1/8" x 2-1/4" (Standard on CY Chassis)
  - 09-663 Armor Front, 1-1/4" Wide, Square Corner (Standard on MS Chassis)
- For options see individual Class/Chassis page

**13. Strike:**

- 10-025 1-3/16" Lip, ANSI, no box, 1-1/4" x 4-7/8" (Standard on CY Chassis)
  - 10-072 1-3/16" Lip, 1-1/4" x 4-7/8" square corner, box (Standard on MS Chassis)
- For options see individual Class/Chassis page

**14. Door Thickness:**

- 1-3/4" (Standard)
- For options see individual Class/Chassis page





**15. Additional Options**

Pricing/product description subject to change without notice.





**Series**

CO-Series standalone locks are the ideal solution for facilities that want the convenience and efficiency of electronic access control without the complexity or cost of a networked system.

**Class**

<b>CO-100</b>	Standalone, keypad only, manually programmable only	
<b>CO-200</b>	Standalone, user access rights stored on the lock, manually or computer programmable	
<b>CO-220</b>	Standalone, classroom security, remote local lockdown	
<b>CO-250</b>	Standalone, user rights stored on magnetic stripe card, computer programmable only	

**Chassis**

<b>CY: Cylindrical</b>	Bored lock installed into a round hole in the door	
<b>MS: Mortise</b>	Lock case installed into a mortise rectangular "pocket" in the door	
<b>MD: Mortise Deadbolt</b>	Mortise lock with built-in interconnected auxiliary deadbolt	
<b>993R: Exit Trim</b>	Rim/Concealed Vertical Rod* (CVR) & Concealed Vertical Cable* (CVC) <i>*Metal door only</i>	
<b>993M: Exit Trim</b>	Mortise	
<b>993S: Exit Trim</b>	Surface Vertical Rod (SVR)	
<b>993DT: Exit Trim</b>	Non-Functioning "Dummy" Exit Trim	

**Note:** 1. Exit trim is only available in 70 function on CO-200, CO-220, and CO-250 models.  
2. Exit trim utilizes universal hardware to simplify installation to a variety of exit device.

Pricing/product description subject to change without notice.

**Exit Device Compatibility**

Exit trim utilizes universal hardware to simplify installation to a variety of exit devices.




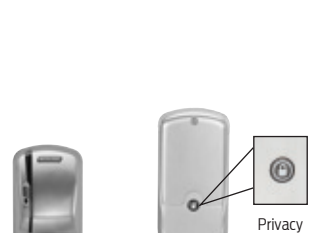


Exit Device Compatibility		Rim	SVR	CVR/CVC	Mortise
Von Duprin	98/99 and 98/99XP	●	●	●*	●
Von Duprin	22/22F	●	●		
Falcon	25	●			
Corbin Russwin®	5000	●			
Precision™	21 (2100 converts to 21 with Precision's BP21 kit)	●			
Yale®	7000	●			
Dorma®	9300	●			
Sargent®	80	●†			

● CO-220 is not compatible with surface vertical rod (SVR) devices. \* Metal door only. † Narrow design and reversible rim exits not compatible


**Function**

**CO-100**

**CO-200/CO-250**






<p><b>70: Classroom/Storeroom</b></p>	<p>Lockset is normally secure. Inside lever always allows free egress. Valid toggle credentials on the exterior may be used to change to a passage or secured status.</p>	 <p>No button</p>	 <p>No button</p>
<p><b>50: Office</b></p>	<p>Lockset is normally secure. Inside lever always allows free egress. Interior pushbutton on inside housing may be used to select a passage or secured status. Meets need for lockdown function for safety and security. <b>Note:</b> Valid toggle credentials on the exterior may also be used to change status. Has interior pushbutton (IPB).</p>	 <p>Privacy button</p>	 <p>Privacy button</p>
<p><b>40: Privacy</b></p>	<p>Lockset is normally secure. Inside lever always allows free egress. Interior pushbutton on inside housing may be used to select a privacy status. The interior pushbutton will disable normal electronic access from the exterior. Opening the door or pressing the interior pushbutton a second time on the inside housing deactivates the privacy status. Has interior pushbutton (IPB).</p>	 <p>Privacy button</p>	 <p>Privacy button</p>

**CO-220**

<p><b>75: Classroom Security</b></p>	<p>Operates like a standard classroom/storeroom (70) function. When remote fob is pressed to initiate immediate local lockdown, all normal credentials are rejected and only an authorized pass through credential will allow access. Inside lever always allows free egress.</p>	 <p>LED button</p>
--------------------------------------	---	---

Pricing/product description subject to change without notice.

**Reader**

<p><b>KP: Keypad</b></p>	<p>12 button design</p>	
<p><b>MSK: Magnetic Stripe + Keypad (Swipe)</b></p>	<p>Configurable to read the complete Track 1, 2 or 3</p>	
<p><b>MS: Magnetic Stripe (Swipe)</b></p>		
<p><b>PR: Proximity</b></p>	<p>Reads 125 kHz proximity credentials</p>	
<p><b>PRK: Proximity + Keypad</b></p>		

**Note:** 3. Please refer to CO-Series data sheets and solution sheets prior to ordering to verify credential compatibility.

Lever

<b>RHO</b>	Rhodes		
<b>SPA</b>	Sparta		
<b>TLR</b>	Tubular		
<b>ATH</b>	Athens		
<b>BRW</b>	Broadway		
<b>BRK</b>	Boardwalk		
<b>LAT</b>	Latitude		
<b>LON</b>	Longitude		

- Notes:**
4. All lever designs are available in finishes 605, 606, 612, 619, 625, 626, 643E and 626AM.
  5. SPA, TLR & ATH Meet California Fire Code for 1/2" or less return to the door.
  6. Changing Lever Cylinder Compatibility on a device typically requires replacement of existing spring cage and tailpiece
  7. To order tactile warning levers use 8AT for Athens, 8RO for Rhodes, 8SP for Sparta and 8TR for Tubular. Applied to exterior lever only unless otherwise specified. Not available with 643e finish.
  8. AD Series, CO Series & ND Series levers may be interchangeable in some cases depending whether it is an interior or exterior lever, the type of chassis and the type of cylinder/ spring cage/ tail piece. Please consult the CO Series Parts guide for more information.

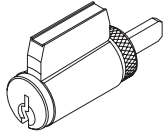
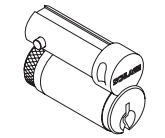

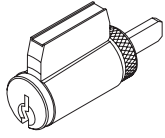

Finish

<b>626</b>	Satin Chrome	BHMA # 626E, Government # US26D
<b>605</b>	Bright Brass	BHMA # 605E, Government # US3
<b>606</b>	Satin Brass	BHMA # 606E, Government # US4
<b>612</b>	Satin Bronze	BHMA # 612E, Government # US10
<b>619</b>	Satin Nickel	
<b>625</b>	Bright Chrome	BHMA # 625E, Government # US26
<b>643e</b>	Aged Bronze	
<b>626AM</b>	Satin Chrome Antimicrobial	

**Note:** 9. Please refer to the Electronic Access Control catalog or online product information at [us.allegion.com](http://us.allegion.com) to view each finish.

Pricing/product description subject to change without notice.

**Cylinder**

<b>P</b>	With cylinder Schlage- Everest 29 S123 6 Pin Key-in-Lever (KIL) Keyed different as standard with two keys	
<b>L</b>	Less cylinder Schlage, Falcon 6 Pin Key-in-Lever (KIL)	
<b>R</b>	With cylinder Schlage- Everest 29 S123 6 Pin Full Size Interchangeable Core (FSIC) Keyway one bitted as standard with two keys	
<b>J</b>	Less cylinder Schlage 6 Pin Full Size Interchangeable Core (FSIC)	
<b>G</b>	With cylinder Schlage Everest 29 R 7 Pin Small Format Interchangeable Core (SFIC) Factory master keyed with two keys as standard, master keying must be specified	
<b>B</b>	Less cylinder Schlage, Falcon, Competitive OEM's 7 Pin Small Format Interchangeable Core (SFIC)	
<b>L SAR</b>	Less cylinder Sargent (10L+11L) 6 Pin Key-in-Lever (KIL)	
<b>LC06</b>	Less cylinder 6 Pin Key-in-Lever (KIL)	
<b>JSAR</b>	Less cylinder Sargent 6300 6 Pin Full Size Interchangeable Core (FSIC)	
<b>JC06</b>	Less cylinder Corbin 8000 6 Pin Full Size Interchangeable Core (FSIC)	
<b>JC07</b>	Less cylinder Corbin 8000-7 7 Pin Full Size Interchangeable Core (FSIC) (Only RHO, 8RO, SPA, BSP, TLR, 8TR)	
<b>JMED</b>	Less cylinder Medeco 32*0201 6 Pin Full Size Interchangeable Core (FSIC)	
<b>JYA6</b>	Less cylinder Yale 1210 or Medeco 31*0100 6 Pin Full Size Interchangeable Core (FSIC)	
<b>JYA7</b>	Less cylinder Yale 1220 7 Pin Full Size Interchangeable Core (FSIC)	
<b>L FA7</b>	Less cylinder Falcon 7 Pin Key-in-Lever (KIL) (Only RHO, 8RO, SPA, BSP lever styles)	

- Notes:** 14. Competitor lever designs come in finishes 626 standard, and 605, 606, 612, 619, 625, 643e, and 626AM with extended lead-times.  
 15. For P, R and G -Master Keyed cylinders can be specified and will be shipped in lock packaging.  
 16. For Master Key System Summary form which should accompany the master keyed order, see pages 293-303.  
 17. For Master Keying, additional line item 50-210 is required for Classic and Everest cylinders.  
 18. Control Keys for installation/removal of interchangeable cores are not furnished and must be ordered separate.  
 19. For additional assistance on Master Keying as well as restricted keyways please contact your local sales representative.  
 20. Spring cages & tail pieces are different based on the type of cylinder and chassis selected. Please see the CO-Series parts guide for more information.  
 21. The CO-Series accepts many popular models of standard, SFIC, and FSIC cylinders. Consult the Keyway/Cylinder compatibility datasheet (010432) for details. See pricebook for specific configurations.

**Key Systems Available Through Schlage**

<b>Everest 29 S Keyway Family</b>	Patent protected open keyways that are available in full size key in lever and full size interchangeable core (FSIC) formats. Patent protection through 2029.
<b>Everest 29 T Keyway Family</b>	Patent protected restricted keyways that are available in full size key in lever and full size interchangeable core (FSIC) formats. Patent protection through 2029.
<b>Everest D Keyway Family</b>	Restricted keyways that are available in full size key in lever and full size interchangeable core (FSIC) formats.
<b>Everest C Keyway Family</b>	Open keyways that are available in full size key in lever and full size interchangeable core (FSIC) formats.
<b>Schlage Classic Open Keyways</b>	Classic (C/E/F): Open keyways available in key in lever and full size interchangeable core designs
<b>Everest B Keyway Family</b>	Restricted keyways that are available on small format interchangeable core (SFIC).
<b>Everest 29 R Keyway Family</b>	Patent protected restricted keyways that are available on small format interchangeable core (SFIC). Patent protection through 2029.

- Notes:** 18. Everest Restricted Keyways require a Letter of Authorization to be submitted with the order.  
 19. See sample Letter of Authorization page 305.  
 20. Full Size key systems (Everest 29 S & T, Everest C & D, Obverse & Quad) are available in Primus and Primus XP key system and must be ordered separately. Lock should be ordered less cylinder and Primus cylinder should be a separate line.  
 21. Contact your local RSO representative for assistance in determining which format and level of exclusivity best suits your needs.

**Handing**

<b>RH</b>	Right Handed: Hinges on Right Opens Inward	
<b>LH</b>	Left Handed: Hinges on left Opens Inward	
<b>RHR</b>	Right Handed Reverse: Hinges on Right Opens Outward	
<b>LHR</b>	Left Handed Reverse: Hinges on Left Opens Outward	

- Notes:** 22. Exit trim 993 chassis available only with RHR or LHR option.  
 23. Handing is field reversible, but requires removal of the exterior escutcheon cover. Please see CO-Series installation instructions for details.

**Battery**

<b>4B</b>	4AA Battery Holder and Cover Kit	
-----------	----------------------------------	--

- Note:** 24. CO-Series locks use standard off the shelf AA batteries.



**Backset & Latchbolt (Cylindrical Chassis)**


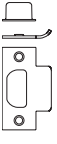
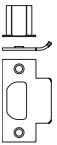
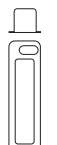
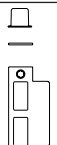
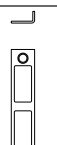
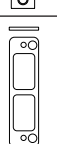
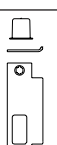
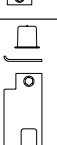
<p><b>13-247</b></p>	<p>2-3/4" Backset, Deadlatch, Square corner, 1-1/8" x 2-1/4"</p>	
<p><b>14-049</b></p>	<p>2-3/4" Backset, Deadlatch Anti-friction fire door latch, Square corner, 1-1/8" x 2-1/4", 3/4" throw</p>	
<p><b>14-051</b></p>	<p>2-3/8" Backset, Deadlatch Square corner, 1-1/8" x 2-1/4"</p>	
<p><b>14-050</b></p>	<p>3-3/4" Backset, Deadlatch Square corner, 1-1/8" x 2-1/4"</p>	
<p><b>43-001</b></p>	<p>5" Backset extension link, Deadlatch</p>	
<p><b>39-030</b></p>	<p>Rabbeted latch and strike kit, 605 and 626 only. Adapts square corner latch and 2-3/4" square corner strike to 1/2" rabbeted door and frame.</p>	<p>No image available</p>

**Mortise Lock Armor Front (Mortise/Mortise Deadbolt Chassis)**

<p><b>09-663</b></p>	<p>1-1/4" Wide Square Corner, Latch for MS</p>		
<p><b>09-669</b></p>	<p>1-1/16" Wide Square Corner, Latch, options for MS</p>	<p>1-1/4" Wide</p>	<p>1-1/16" Wide</p>
<p><b>09-666</b></p>	<p>1-1/4" Wide Square Corner, Latch x Deadbolt for MD</p>		
<p><b>09-672</b></p>	<p>1-1/16" Wide Square Corner, Latch x Deadbolt, Options for MD</p>	<p>1-1/4" Wide</p>	<p>1-1/16" Wide</p>

**Notes:** 25. For 1-3/4" thick doors, use wide armor front. For over 1-3/4" thick door extended equally (EE), use 1-1/4" wide armor front  
 26 Available finishes are 605, 606, 612, 619, 625, and 626.  
 27 Images not shown to scale. Consult CO-Series Parts Guide for more information.

**Strike Plate (Cylindrical Chassis)**

<b>10-025</b>	1-3/16" Lip, ANSI, no box, 1-1/4" x 4-7/8",	
<b>10-013</b>	1-1/8" Lip, Square Corner, T-strike, box, 1-1/8" - 2-3/4", 1-1/2" Lip available, must specify 1-1/2" Lip	
<b>10-016</b>	1-1/8" Lip, Square Corner, T-strike, deep box, fire door latch	
<b>K510-066</b>	Box for ANSI strike (Must be specific)	
<b>10-072</b>	1-3/16" Lip, 1-1/4" x 4-7/8", Square Corner, box	
<b>10-072</b>	7/8", 1", 1-1/2", 1-3/4", or 2" Lip, 1-1/4" x 4-7/8", Square Corner, box	
<b>10-075</b>	1/2" Rabbeted, For 1-3/4" thick doors, use wide armor front. For over 1-3/4" thick door extended equally (EE) use 1-1/4" wide armor front.	
<b>37-015</b>	Strike Frame Reinforcer, specify 37-015	
<b>XL11-820</b>	One hole for latching functions, RH & LHR doors Lip 1-3/16"	
<b>XL11-821</b>	One hole for latching functions, LH & RHR doors Lip 1-3/16"	
<b>XQ07-351-134</b>	Strike, ANSI, No Box, 1-1/4" x 4-7/8", 1-3/4" Lip Length	<b>Image not available</b>
<b>XQ03-494-134</b>	Strike, Square Corner, T-strike, Box, 1-1/8" x 2-3/4", 1-3/4" Lip	<b>Image not available</b>

**Note:** 33. XL11-820 & XL11-821 Extended lead time; contact customer service.

Pricing/product description subject to change without notice.

**Door Thickness**

<b>1-3/4"</b>	1-3/4"
<b>1-3/8"</b>	1-3/8" to 2-3/4", Shims included (Specify in 1/8" increments)

- Notes:**
- 29. Door Thickness Kits are available on page 226 to install a lock on a door that is thicker or thinner than 1-3/4". See AD-Series Parts guide for details. Locks cannot be installed on doors thicker than 2-3/4" or thinner than 1-3/8".
  - 30. Thin Door Shims are available on page 226 to install a lock on a door that is thinner than 1-3/4".
  - 31. Decorative Plates are used to cover exposed holes when retrofitting from existing locks to CO-Series locks. The size of plate required will vary based on the size and location of holes being covered. Retrofit information can be found at [www.schlage.com/support](http://www.schlage.com/support).
  - 32. If under the lock decorative plates are on both sides of device, then door will become 1/8" thicker. A Door Thickness Kit of an incremental 1/8" must be ordered to accommodate under the lock plates.





**1-5. Select Chassis/Function/Reader (Note: CO-Series readers are not interchangeable)**

<b>CO-100-CY-70-KP</b>	Classroom/Storeroom with Keypad Reader; manually programmed	<b>\$892.00</b>
<b>CO-100-CY-50-KP</b>	Office with Keypad Reader; manually programmed	<b>\$902.00</b>
<b>CO-100-CY-40-KP</b>	Privacy with Keypad Reader; manually programmed	<b>\$902.00</b>



CO-100-CY-70-KP

CO-SERIES Standalone

**6. Select Lever\***

<b>LLL</b>	Less each lever	<b>DEDUCT \$24.40</b>
<b>SPA</b>	Sparta	<b>N/C</b>
<b>RHO</b>	Rhodes	<b>N/C</b>
<b>ATH</b>	Athens	<b>N/C</b>
<b>TLR</b>	Tubular	<b>N/C</b>
<b>BRW</b>	Broadway	<b>N/C</b>
<b>BRK</b>	Boardwalk	<b>N/C</b>
<b>LAT</b>	Latitude	<b>N/C</b>
<b>LON</b>	Longitude	<b>N/C</b>

\* Tactile Warning use **BAT** for Athens, **8RO** for Rhodes, **8SP** for Sparta and **8TR** for Tubular. \$51.00 per lever. Applied to exterior lever only unless otherwise specified. Not available with 643e finish.

**7. Select Finish**

<b>626</b>	Satin Chrome	<b>N/C</b>
<b>605</b>	Bright Brass	<b>\$147.00</b>
<b>606</b>	Satin Brass	<b>\$147.00</b>
<b>612</b>	Satin Bronze	<b>\$147.00</b>
<b>619</b>	Satin Nickel	<b>\$147.00</b>
<b>625</b>	Bright Chrome	<b>\$147.00</b>
<b>643e</b>	Aged Bronze	<b>\$147.00</b>
<b>626AM</b>	Satin Chrome Antimicrobial	<b>\$190.00</b>

**8. Select Cylinder Type**

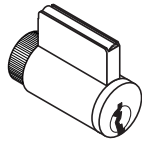
<b>P6 ● △</b>	With Cylinder, Schlage- (Everest 29 S123, 6 Pin KIL standard)	<b>N/C</b>
<b>L</b>	Less Cylinder, Schlage, Falcon, 6 Pin KIL	<b>DEDUCT \$75.00</b>
<b>R ● □</b>	With Cylinder, Schlage 6-Pin (Everest 29 S123 standard) FSIC	<b>\$86.00</b>
<b>J</b>	Less Cylinder, Schlage, 6 Pin FSIC	<b>DEDUCT \$42.00</b>
<b>G ● □</b>	With Cylinder, Schlage 7-Pin (Everest 29R standard) (factory master keyed only) SFIC	<b>\$97.00</b>
<b>B</b>	Less Cylinder, Schlage, Falcon, Competitive OEM's, 7 Pin (SFIC)	<b>N/C</b>
<b>L SAR</b>	Less Cylinder, Sargent (10L + 11L), 6 Pin KIL (Only RHO, 8RO, SPA, 8SP, TLR, 8TR, ATH, 8AT lever styles)	<b>N/C</b>
<b>L CO6</b>	Less Cylinder, Corbin, 6 Pin KIL (Only RHO, 8RO, SPA, 8SP lever styles)	<b>N/C</b>
<b>J SAR</b>	Less Cylinder, Sargent 6300, 6 Pin FSIC	<b>N/C</b>
<b>J CO6</b>	Less Cylinder, Corbin 8000, 6 Pin FSIC	<b>N/C</b>
<b>J CO7</b>	Less Cylinder, Corbin 8000-7, 7 Pin FSIC, (Only RHO, 8RO, SPA, 8SP, TLR and 8TR)	<b>N/C</b>
<b>J MED</b>	Less Cylinder, Medeco 32*0201, 6 Pin FSIC (Only RHO, 8RO, SPA, 8SP lever styles)	<b>N/C</b>
<b>J YA6</b>	Less Cylinder, Yale 1210 or Medeco 31*0100, 6 Pin FSIC	<b>N/C</b>
<b>J YA7</b>	Less Cylinder, Yale 1220, 7 Pin FSIC (Only RHO, 8RO, SPA, 8SP lever styles)	<b>N/C</b>
<b>L FA7</b>	Less Cylinder, Falcon, 7 Pin, KIL (Only RHO, 8RO, SPA, 8SP lever styles)	<b>N/C</b>

● Master Keyed cylinders can be specified and will be shipped in lock packaging. For Master Keying System Summary form which should accompany the master keyed order, see page 285.

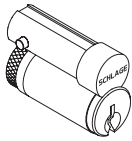
△ For Master Keying, additional line item 50-210 is required, \$23.30 each.

□ Control Keys for installation/removal of interchangeable cores are not furnished and must be ordered separate. For additional assistance on Master Keying as well as restricted keyways please contact customer service.

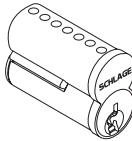
Full Cylinder  
P6 L L-SAR L-FA7



Full Size  
Interchangeable Core  
R J J SAR JCO6 JYA6  
JCO7



Small Format  
Interchangeable Core  
G B



**9. Select Keying Type**

Open Keyway Families: KIL or FSIC <sup>2</sup>		
<b>S123</b>	Everest 29 S (Key in Lever or FSIC)	<b>STANDARD</b>
<b>C123</b>	Everest C	<b>N/C</b>
<b>C/CE/E/EF/ F/ FG/ G</b>	Classic Obverse	<b>N/C</b>
Restricted Keyway Families: KIL or FSIC <sup>1,2</sup>		
<b>29 T</b>	Everest 29 T	<b>\$22.00</b>
<b>D</b>	Everest D	<b>\$22.00</b>
<b>Classic Restricted</b>	Quad, Numbered, Reverse	<b>\$22.00</b>
Restricted Keyway Families: SFIC <sup>3</sup>		
<b>29 R</b>	Everest 29 R	<b>N/C</b>
<b>B</b>	Everest B	<b>N/C</b>

<sup>1</sup> Everest Restricted Keyways require a Letter of Authorization to be submitted with the order. See sample Letter of Authorization, see page 297.

<sup>2</sup> Full Size key systems (Everest 29 S & T, Everest C & D, Obverse & Quad) are available in Primus and Primus XP key system and must be ordered separately. Lock should be ordered less cylinder and Primus cylinder should be a separate line.

<sup>3</sup> Master Keyed cylinders can be specified and will be shipped in lock packaging. For Master Keying System Summary form which should accompany the master keyed order, see page 285.

**10. Select Handing (Field Reversible)**

<b>RH</b>	Right Handed	<b>N/C</b>
<b>LH</b>	Left Handed	<b>N/C</b>
<b>RHR</b>	Right Handed Reverse	<b>N/C</b>
<b>LHR</b>	Left Handed Reverse	<b>N/C</b>

**11. Select Battery**

<b>4B</b>	4AA Battery Kit	<b>STANDARD</b>
-----------	-----------------	-----------------

**12. Select Backset & Latchbolt**

<b>LLL</b>	Less Latch	<b>DEDUCT \$40.30</b>
<b>13-247</b>	2-3/4" Backset, Deadlatch, Square corner, 1-1/8" x 2-1/4"	<b>STANDARD</b>
<b>14-049</b>	2-3/4" Backset, Deadlatch Anti-friction fire door latch, Square corner, 1-1/8" x 2-1/4", 3/4" throw	<b>\$213.00</b>
<b>14-051</b>	2-3/8" Backset, Deadlatch Square corner, 1-1/8" x 2-1/4"	<b>N/C</b>
<b>14-050</b>	3-3/4" Backset, Deadlatch Square corner, 1-1/8" x 2-1/4"	<b>\$12.50</b>
<b>43-001</b>	5" Backset extension link, Deadlatch	<b>\$39.20</b>
<b>39-030*</b>	Rabbeted latch and strike kit, 605 and 626 only	<b>\$68.60</b>

\* Adapts square corner latch and 2-3/4" square corner strike to 1/2" rabbeted door and frame.

**13. Select Strike Plate**

<b>LLL</b>	Less Strike Plate	<b>DEDUCT \$4.70</b>
<b>10-025</b>	1-3/16" Lip, ANSI, no box, 1-1/4" x 4-7/8"	<b>STANDARD</b>
<b>10-013*</b>	1-1/8" Lip, Square Corner, T-strike, box, 1-1/8" - 2-3/4"	<b>N/C</b>
<b>10-016</b>	1-1/8" Lip, Square Corner, T-strike, deep box, fire door latch	<b>N/C</b>
<b>K510-066</b>	Box for ANSI strike (Must be specific)	<b>N/C</b>

\* 1-1/2" Lip available, must specify 1-1/2" Lip \$8.80

**14. Select Door Thickness**

<b>134</b>	1-3/4"	<b>STANDARD</b>
<b>Example 138</b>	1-3/8" to 2-3/4", Shims included (Specify in 1/8" increments)	<b>\$69.60</b>

Accessories available, see pages 210-211.  
Accessories include Decorative Plates, SUS A-KIT, etc.

**1-5. Select Chassis/Function/Reader (Note: CO-Series readers are not interchangeable)**

<b>CO-100-MS-70-KP</b>	Classroom/Storeroom with Keypad Reader; manually programmed	<b>\$1,062.00</b>
<b>CO-100-MS-50-KP</b>	Office with Keypad Reader; manually programmed	<b>\$1,072.00</b>
<b>CO-100-MS-40-KP</b>	Privacy with Keypad Reader; manually programmed	<b>\$1,072.00</b>
<b>CO-100-MD-40-KP</b>	Privacy with Mortise Deadbolt with Keypad Reader; manually programmed	<b>\$1,171.00</b>



CO-100-MS-70-KP

**6. Select Lever\***

<b>LLL</b>	Less interior and exterior levers	<b>DEDUCT \$68.90</b>
<b>SPA</b>	Sparta	<b>N/C</b>
<b>RHO</b>	Rhodes	<b>N/C</b>
<b>ATH</b>	Athens	<b>N/C</b>
<b>TLR</b>	Tubular	<b>N/C</b>
<b>BRW</b>	Broadway	<b>N/C</b>
<b>BRK</b>	Boardwalk	<b>N/C</b>
<b>LAT</b>	Latitude	<b>N/C</b>
<b>LON</b>	Longitude	<b>N/C</b>

\* Tactile Warning use **BAT** for Athens, **BR0** for Rhodes, **BSP** for Sparta and **BTR** for Tubular. \$55.00 per lever. Applied to exterior lever only unless otherwise specified. Not available with 643e finish.

**7. Select Finish**

<b>626</b>	Satin Chrome	<b>N/C</b>
<b>605</b>	Bright Brass	<b>\$147.00</b>
<b>606</b>	Satin Brass	<b>\$147.00</b>
<b>612</b>	Satin Bronze	<b>\$147.00</b>
<b>619</b>	Satin Nickel	<b>\$147.00</b>
<b>625</b>	Bright Chrome	<b>\$147.00</b>
<b>643e</b>	Aged Bronze	<b>\$147.00</b>
<b>626AM</b>	Satin Chrome Antimicrobial	<b>\$190.00</b>

**8. Select Cylinder Type**

<b>P6</b> ●△	With Cylinder, Schlage- (Everest 29 S123, 6 Pin KIL standard)	<b>N/C</b>
<b>L</b>	Less Cylinder, Schlage, Falcon, 6 Pin KIL	<b>DEDUCT \$75.00</b>
<b>R</b> ●□	With Cylinder, Schlage 6-Pin (Everest 29 S123 standard) FSIC	<b>\$86.00</b>
<b>J</b>	Less Cylinder, Schlage, 6 Pin FSIC	<b>DEDUCT \$42.00</b>
<b>G</b> ●□	With Cylinder, Schlage 7-Pin (Everest 29R standard) (factory master keyed only) SFIC	<b>\$97.00</b>
<b>B</b>	Less Cylinder, Schlage, Falcon, Competitive OEM's, 7 Pin (SFIC)	<b>N/C</b>
<b>LSAR</b>	Less Cylinder, Sargent (10L + 11L), 6 Pin KIL (Only RHO, 8RO, SPA, 8SP, TLR, 8TR, ATH, BAT lever styles)	<b>N/C</b>
<b>LC06</b>	Less Cylinder, Corbin, 6 Pin KIL (Only RHO, 8RO, SPA, 8SP lever styles)	<b>N/C</b>
<b>JSAR</b>	Less Cylinder, Sargent 6300, 6 Pin FSIC	<b>N/C</b>
<b>JC06</b>	Less Cylinder, Corbin 8000, 6 Pin FSIC	<b>N/C</b>
<b>JC07</b>	Less Cylinder, Corbin 8000-7, 7 Pin FSIC, (Only RHO, 8RO, SPA, 8SP, TLR and 8TR)	<b>N/C</b>
<b>JMED</b>	Less Cylinder, Medeco 32*0201, 6 Pin FSIC (Only RHO, 8RO, SPA, 8SP lever styles)	<b>N/C</b>
<b>JYA6</b>	Less Cylinder, Yale 1210 or Medeco 31*0100, 6 Pin FSIC	<b>N/C</b>
<b>JYA7</b>	Less Cylinder, Yale 1220, 7 Pin FSIC (Only RHO, 8RO, SPA, 8SP lever styles)	<b>N/C</b>
<b>LFA7</b>	Less Cylinder, Falcon, 7 Pin, KIL (Only RHO, 8RO, SPA, 8SP lever styles)	<b>N/C</b>

● Master Keyed cylinders can be specified and will be shipped in lock packaging. For Master Keying System Summary form which should accompany the master keyed order, see page 285.

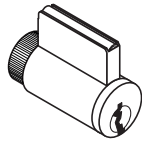
△ For Master Keying, additional line item 50-210 is required, \$23.30 each.

□ Control Keys for installation/removal of interchangeable cores are not furnished and must be ordered separate.

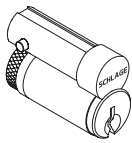
For additional assistance on Master Keying as well as restricted keyways please contact customer service.



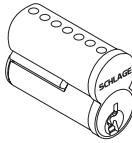
Full Cylinder  
P6 L L-SAR L-FA7



Full Size  
Interchangeable Core  
R J J SAR JCO6 JYA6  
JCO7



Small Format  
Interchangeable Core  
G B



**9. Select Keying Type**

Open Keyway Families: KIL or FSIC <sup>2</sup>		
<b>S123</b>	Everest 29 S (Key in Lever or FSIC)	<b>STANDARD</b>
<b>C123</b>	Everest C	<b>N/C</b>
<b>C/CE/E/EF/ F/ FG/ G</b>	Classic Obverse	<b>N/C</b>
Restricted Keyway Families: KIL or FSIC <sup>1,2</sup>		
<b>29 T</b>	Everest 29 T	<b>\$22.00</b>
<b>D</b>	Everest D	<b>\$22.00</b>
<b>Classic Restricted</b>	Quad, Numbered, Reverse	<b>\$22.00</b>
Restricted Keyway Families: SFIC <sup>3</sup>		
<b>29 R</b>	Everest 29 R	<b>N/C</b>
<b>B</b>	Everest B	<b>N/C</b>

<sup>1</sup> Everest Restricted Keyways require a Letter of Authorization to be submitted with the order. See sample Letter of Authorization, see page 297.

<sup>2</sup> Full Size key systems (Everest 29 S & T, Everest C & D, Obverse & Quad) are available in Primus and Primus XP key system and must be ordered separately. Lock should be ordered less cylinder and Primus cylinder should be a separate line.

<sup>3</sup> Master Keyed cylinders can be specified and will be shipped in lock packaging. For Master Keying System Summary form which should accompany the master keyed order, see page 285.

**10. Select Handing (Field Reversible)**

<b>RH</b>	Right Handed	<b>N/C</b>
<b>LH</b>	Left Handed	<b>N/C</b>
<b>RHR</b>	Right Handed Reverse	<b>N/C</b>
<b>LHR</b>	Left Handed Reverse	<b>N/C</b>

**11. Select Battery**

<b>4B</b>	4AA Battery Kit	<b>STANDARD</b>
-----------	-----------------	-----------------

**12. Select Mortise Lock Armor Front**

<b>LLL</b>	Less Armor Front	<b>DEDUCT \$19.80</b>
<b>09-663</b>	1-1/4" Wide Square Corner, Latch for MS	<b>STANDARD</b>
<b>09-669</b>	1-1/16" Wide Square Corner, Latch, options for MS	<b>N/C</b>

**13. Select Strike Plate**

<b>LLL</b>	Less Strike	<b>DEDUCT \$15.50</b>
<b>10-072</b>	1-1/4" x 4-7/8" Square Corner + box; 1-3/16" lip length	<b>STANDARD</b>
<b>10-072xx</b>	1-1/4" x 4-7/8" Square Corner + box; specify lip length (xx) as 1" or 1-1/2"	<b>N/C</b>
<b>10-072xx</b>	1-1/4" x 4-7/8" Square Corner + box; specify lip length (xx) as 1-3/4"	<b>\$36.90</b>
<b>10-075●</b>	1/2" Rabbeted	<b>\$126.00</b>
<b>37-015</b>	Strike Frame Reinforcer, specify 37-015	<b>N/C</b>

● For 1-3/4" thick doors, use wide armor front. For over 1-3/4" thick door extended equally (EE) use 1-1/4" wide armor front.

△ Extended leadtime, consult customer service.

**14. Select Door Thickness**

<b>134</b>	1-3/4"	<b>STANDARD</b>
<b>Example 138</b>	1-3/8" to 2-3/4", Shims included (Specify in 1/8" increments)	<b>\$69.60</b>

Accessories available, see pages 210-211.  
Accessories include Decorative Plates, SUS A-KIT, etc.

**1-3. Select Chassis/Function/Reader (Note: CO-Series readers are not interchangeable)**

<b>CO-100-993R*-70-KP</b>	Exit Rim/ <sup>†</sup> Concealed Vertical Rod/ <sup>†</sup> Concealed Vertical Cable with Keypad Reader, Manually Programmed	<b>\$1,231.00</b>
<b>CO-100-993R*-40-KP</b>	Privacy with Keypad Reader; manually programmed	<b>\$1,231.00</b>
<b>CO-100-993R-50-KP</b>	<b>Office with Keypad Reader; manually programmed</b>	<b>\$1,231.00</b>
<b>CO-100-993S*-70-KP</b>	Exit Surface Vertical Rod with Keypad Reader, Manually Programmed	<b>\$1,241.00</b>
<b>CO-100-993M*-70-KP</b>	Exit Mortise Lock with Keypad Reader, Manually Programmed	<b>\$1,241.00</b>

\* See page 172 for exit device compatibility. † Metal door only.



CO-100-993R-70-KP

**4. Select Function**

<b>70</b>	Classroom/Storeroom	<b>STANDARD</b>
-----------	---------------------	-----------------

**5. Select Lever\***

<b>LLL</b>	Less interior and exterior levers	<b>DEDUCT \$24.40</b>
<b>SPA</b>	Sparta	<b>N/C</b>
<b>RHO</b>	Rhodes	<b>N/C</b>
<b>ATH</b>	Athens	<b>N/C</b>
<b>TLR</b>	Tubular	<b>N/C</b>
<b>BRW</b>	Broadway	<b>N/C</b>
<b>BRK</b>	Boardwalk	<b>N/C</b>
<b>LAT</b>	Latitude	<b>N/C</b>
<b>LON</b>	Longitude	<b>N/C</b>

\* Tactile Warning use **8AT** for Athens, **8RO** for Rhodes, **8SP** for Sparta and **8TR** for Tubular. \$55.00 per lever. Applied to exterior lever only unless otherwise specified. Not available with 643e finish.

**6. Select Finish**

<b>626</b>	Satin Chrome	<b>N/C</b>
<b>605</b>	Bright Brass	<b>\$147.00</b>
<b>606</b>	Satin Brass	<b>\$147.00</b>
<b>612</b>	Satin Bronze	<b>\$147.00</b>
<b>619</b>	Satin Nickel	<b>\$147.00</b>
<b>625</b>	Bright Chrome	<b>\$147.00</b>
<b>643e</b>	Aged Bronze	<b>\$147.00</b>
<b>626AM</b>	Satin Chrome Antimicrobial	<b>\$190.00</b>

**7. Select Cylinder Type**

<b>P6</b> ● △	With Cylinder, Schlage- (Everest 29 S123, 6 Pin KIL standard)	<b>N/C</b>
<b>L</b>	Less Cylinder, Schlage, Falcon, 6 Pin KIL	<b>DEDUCT \$75.00</b>
<b>R</b> ● □	With Cylinder, Schlage 6-Pin (Everest 29 S123 standard) FSIC	<b>\$86.00</b>
<b>J</b>	Less Cylinder, Schlage, 6 Pin FSIC	<b>DEDUCT \$42.00</b>
<b>G</b> ● □	With Cylinder, Schlage 7-Pin (Everest 29R standard) (factory master keyed only) SFIC	<b>\$97.00</b>
<b>B</b>	Less Cylinder, Schlage, Falcon, Competitive OEM's, 7 Pin (SFIC)	<b>N/C</b>
<b>L SAR</b>	Less Cylinder, Sargent (10L + 11L), 6 Pin KIL (Only RHO, 8RO, SPA, 8SP, TLR, 8TR, ATH, 8AT lever styles)	<b>N/C</b>
<b>L CO6</b>	Less Cylinder, Corbin, 6 Pin KIL (Only RHO, 8RO, SPA, 8SP lever styles)	<b>N/C</b>
<b>J SAR</b>	Less Cylinder, Sargent 6300, 6 Pin FSIC	<b>N/C</b>
<b>J CO6</b>	Less Cylinder, Corbin 8000, 6 Pin FSIC	<b>N/C</b>
<b>J CO7</b>	Less Cylinder, Corbin 8000-7, 7 Pin FSIC, (Only RHO, 8RO, SPA, 8SP, TLR and 8TR)	<b>N/C</b>
<b>J MED</b>	Less Cylinder, Medeco 32*0201, 6 Pin FSIC (Only RHO, 8RO, SPA, 8SP lever styles)	<b>N/C</b>
<b>J YA6</b>	Less Cylinder, Yale 1210 or Medeco 31*0100, 6 Pin FSIC	<b>N/C</b>
<b>J YA7</b>	Less Cylinder, Yale 1220, 7 Pin FSIC (Only RHO, 8RO, SPA, 8SP lever styles)	<b>N/C</b>
<b>L FA7</b>	Less Cylinder, Falcon, 7 Pin, KIL (Only RHO, 8RO, SPA, 8SP lever styles)	<b>N/C</b>

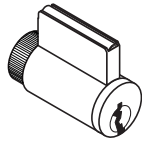
● Master Keyed cylinders can be specified and will be shipped in lock packaging. For Master Keying System Summary form which should accompany the master keyed order, see page 285.

△ For Master Keying, additional line item 50-210 is required, \$23.30 each.

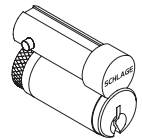
□ Control Keys for installation/removal of interchangeable cores are not furnished and must be ordered separate.

For additional assistance on Master Keying as well as restricted keyways please contact customer service.

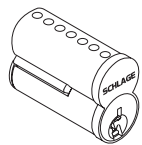
Full Cylinder  
P6 L L-SAR L-FA7



Full Size  
Interchangeable Core  
R J J SAR JCO6 JYA6  
JCO7



Small Format  
Interchangeable Core  
G B



**8. Select Keying Type**

Open Keyway Families: KIL or FSIC <sup>2</sup>		
<b>S123</b>	Everest 29 S (Key in Lever or FSIC)	<b>STANDARD</b>
<b>C123</b>	Everest C	<b>N/C</b>
<b>C/CE/E/EF/ F/ FG/ G</b>	Classic Obverse	<b>N/C</b>
Restricted Keyway Families: KIL or FSIC <sup>1,2</sup>		
<b>29 T</b>	Everest 29 T	<b>\$22.00</b>
<b>D</b>	Everest D	<b>\$22.00</b>
<b>Classic Restricted</b>	Quad, Numbered, Reverse	<b>\$22.00</b>
Restricted Keyway Families: SFIC <sup>3</sup>		
<b>29 R</b>	Everest 29 R	<b>N/C</b>
<b>B</b>	Everest B	<b>N/C</b>

<sup>1</sup> Everest Restricted Keyways require a Letter of Authorization to be submitted with the order. See sample Letter of Authorization, see page 297.

<sup>2</sup> Full Size key systems (Everest 29 S & T, Everest C & D, Obverse & Quad) are available in Primus and Primus XP key system and must be ordered separately. Lock should be ordered less cylinder and Primus cylinder should be a separate line.

<sup>3</sup> Master Keyed cylinders can be specified and will be shipped in lock packaging. For Master Keying System Summary form which should accompany the master keyed order, see page 285.

**9. Select Handing (Field Reversible)**

<b>RHR</b>	Right Handed Reverse	<b>N/C</b>
<b>LHR</b>	Left Handed Reverse	<b>N/C</b>

**10. Select Battery**

<b>4B</b>	4AA Battery Kit	<b>STANDARD</b>
-----------	-----------------	-----------------

**11. - 12. No Selection Required**

**13. Select Door Thickness**

<b>134</b>	1-3/4"	<b>STANDARD</b>
<b>Example 200</b>	1-3/4" to 2-3/4", (Specify in 1/8" increments)	<b>\$69.60</b>

**CO-Series Exit Trim**

The CO-100 Exit Trim comes with a universal mounting plate and is compatible with the following exit devices:

**Von Duprin 98/99, 98/99XP**

Rim, Concealed Vertical Rod (metal door only), Concealed Vertical Cable (metal door only), Surface Vertical Rod, Mortise.

**Von Duprin 22/22F**

Rim, Surface Vertical Rod

**Falcon 25 - Rim**

**Sargent 80 Series** (Narrow design & reversible rim exits not compatible) - Rim

**Corbin Russwin 5000 Series - Rim**

**Yale 7000 - Rim**

**Dorma 9300 - Rim**

**Precision 21 - Rim** (2100 converts to 21 with Precision's BP21 kit)

**Note:** CO-Series Non-Functioning "Dummy" Exit Trim now available. Please see pages 208-209 for details

Accessories available, see pages 210-211.

Accessories include Decorative Plates, SUS A-KIT, etc.

Credentials available, see pages 18-23.

Pricing/product description subject to change without notice.

**1-4. Select Chassis/Function**

<b>CO-200-CY-70</b>	Classroom/Storeroom	<b>\$1,281.00</b>
<b>CO-200-CY-50</b>	Office	<b>\$1,291.00</b>
<b>CO-200-CY-40</b>	Privacy	<b>\$1,291.00</b>



CO-200-CY-70-PRK



CO-200-CY-70-PR



CO-200-CY-70-MSK



CO-200-CY-70-MS



CO-200-CY-70-KP

**5. Select Reader (Note: CO-Series readers are not interchangeable)**

<b>KP</b>	Keypad	<b>N/C</b>
<b>MS</b>	Magnetic Stripe (Swipe)	<b>\$116.00</b>
<b>MSK</b>	Magnetic Stripe (Swipe) + Keypad	<b>\$192.00</b>
<b>PR</b>	Proximity	<b>\$192.00</b>
<b>PRK</b>	Proximity + Keypad	<b>\$269.00</b>

**6. Select Lever\***

<b>LLL</b>	Less each lever	<b>DEDUCT \$27.10</b>
<b>SPA</b>	Sparta	<b>N/C</b>
<b>RHO</b>	Rhodes	<b>N/C</b>
<b>ATH</b>	Athens	<b>N/C</b>
<b>TLR</b>	Tubular	<b>N/C</b>
<b>BRW</b>	Broadway	<b>N/C</b>
<b>BRK</b>	Boardwalk	<b>N/C</b>
<b>LAT</b>	Latitude	<b>N/C</b>
<b>LON</b>	Longitude	<b>N/C</b>

\* Tactile Warning use **BAT** for Athens, **BRO** for Rhodes, **BSP** for Sparta and **BTR** for Tubular. \$51.00 per lever. Applied to exterior lever only unless otherwise specified. Not available with 643e finish.

**7. Select Finish**

<b>626</b>	Satin Chrome	<b>N/C</b>
<b>605</b>	Bright Brass	<b>\$147.00</b>
<b>606</b>	Satin Brass	<b>\$147.00</b>
<b>612</b>	Satin Bronze	<b>\$147.00</b>
<b>619</b>	Satin Nickel	<b>\$147.00</b>
<b>625</b>	Bright Chrome	<b>\$147.00</b>
<b>643e</b>	Aged Bronze	<b>\$147.00</b>
<b>626AM</b>	Satin Chrome Antimicrobial	<b>\$190.00</b>

**8. Select Cylinder Type**

<b>P6</b> ●△	With Cylinder, Schlage- (Everest 29 S123, 6 Pin KIL standard)	<b>N/C</b>
<b>L</b>	Less Cylinder, Schlage, Falcon, 6 Pin KIL	<b>DEDUCT \$75.00</b>
<b>R</b> ●□	With Cylinder, Schlage 6-Pin (Everest 29 S123 standard) FSIC	<b>\$86.00</b>
<b>J</b>	Less Cylinder, Schlage, 6 Pin FSIC	<b>DEDUCT \$42.00</b>
<b>G</b> ●□	With Cylinder, Schlage 7-Pin (Everest 29R standard) (factory master keyed only) SFIC	<b>\$97.00</b>
<b>B</b>	Less Cylinder, Schlage, Falcon, Competitive OEM's, 7 Pin (SFIC)	<b>N/C</b>
<b>L SAR</b>	Less Cylinder, Sargent (10L + 11L), 6 Pin KIL (Only RHO, 8RO, SPA, 8SP, TLR, 8TR, ATH, 8AT lever styles)	<b>N/C</b>
<b>L CO6</b>	Less Cylinder, Corbin, 6 Pin KIL (Only RHO, 8RO, SPA, 8SP lever styles)	<b>N/C</b>
<b>J SAR</b>	Less Cylinder, Sargent 6300, 6 Pin FSIC	<b>N/C</b>
<b>J CO6</b>	Less Cylinder, Corbin 8000, 6 Pin FSIC	<b>N/C</b>
<b>J CO7</b>	Less Cylinder, Corbin 8000-7, 7 Pin FSIC, (Only RHO, 8RO, SPA, 8SP, TLR and 8TR)	<b>N/C</b>
<b>J MED</b>	Less Cylinder, Medeco 32*0201, 6 Pin FSIC (Only RHO, 8RO, SPA, 8SP lever styles)	<b>N/C</b>
<b>J YA6</b>	Less Cylinder, Yale 1210 or Medeco 31*0100, 6 Pin FSIC	<b>N/C</b>
<b>J YA7</b>	Less Cylinder, Yale 1220, 7 Pin FSIC (Only RHO, 8RO, SPA, 8SP lever styles)	<b>N/C</b>
<b>L FA7</b>	Less Cylinder, Falcon, 7 Pin, KIL (Only RHO, 8RO, SPA, 8SP lever styles)	<b>N/C</b>

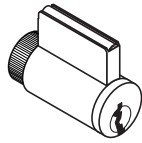
● Master Keyed cylinders can be specified and will be shipped in lock packaging. For Master Keying System Summary form which should accompany the master keyed order, see page 285.

△ For Master Keying, additional line item 50-210 is required, \$23.30 each.

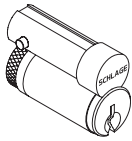
□ Control Keys for installation/removal of interchangeable cores are not furnished and must be ordered separate.

For additional assistance on Master Keying as well as restricted keyways please contact customer service.

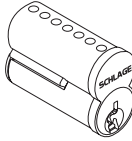
Full Cylinder  
P6 L L-SAR L-FA7



Full Size  
Interchangeable Core  
R J J SAR JCO6 JYA6  
JCO7



Small Format  
Interchangeable Core  
G B



**9. Select Keying Type**

Open Keyway Families: KIL or FSIC <sup>2</sup>		
<b>S123</b>	Everest 29 S (Key in Lever or FSIC)	<b>STANDARD</b>
<b>C123</b>	Everest C	<b>N/C</b>
<b>C/CE/E/EF/ F/ FG/ G</b>	Classic Obverse	<b>N/C</b>
Restricted Keyway Families: KIL or FSIC <sup>1,2</sup>		
<b>29 T</b>	Everest 29 T	<b>\$22.00</b>
<b>D</b>	Everest D	<b>\$22.00</b>
<b>Classic Restricted</b>	Quad, Numbered, Reverse	<b>\$22.00</b>
Restricted Keyway Families: SFIC <sup>3</sup>		
<b>29 R</b>	Everest 29 R	<b>N/C</b>
<b>B</b>	Everest B	<b>N/C</b>

<sup>1</sup> Everest Restricted Keyways require a Letter of Authorization to be submitted with the order. See sample Letter of Authorization, see page 297.

<sup>2</sup> Full Size key systems (Everest 29 S & T, Everest C & D, Obverse & Quad) are available in Primus and Primus XP key system and must be ordered separately. Lock should be ordered less cylinder and Primus cylinder should be a separate line.

<sup>3</sup> Master Keyed cylinders can be specified and will be shipped in lock packaging. For Master Keying System Summary form which should accompany the master keyed order, see page 285.

**10. Select Handing (Field Reversible)**

<b>RH</b>	Right Handed	<b>N/C</b>
<b>LH</b>	Left Handed	<b>N/C</b>
<b>RHR</b>	Right Handed Reverse	<b>N/C</b>
<b>LHR</b>	Left Handed Reverse	<b>N/C</b>

**11. Select Battery**

<b>4B</b>	4AA Battery Kit	<b>STANDARD</b>
-----------	-----------------	-----------------

**12. Select Backset & Latchbolt**

<b>LLL</b>	Less Latch	<b>DEDUCT \$40.30</b>
<b>13-247</b>	2-3/4" Backset, Deadlatch, Square corner, 1-1/8" x 2-1/4"	<b>STANDARD</b>
<b>14-049</b>	2-3/4" Backset, Deadlatch Anti-friction fire door latch, Square corner, 1-1/8" x 2-1/4", 3/4" throw	<b>\$213.00</b>
<b>14-051</b>	2-3/8" Backset, Deadlatch Square corner, 1-1/8" x 2-1/4"	<b>N/C</b>
<b>14-050</b>	3-3/4" Backset, Deadlatch Square corner, 1-1/8" x 2-1/4"	<b>\$12.50</b>
<b>43-001</b>	5" Backset extension link, Deadlatch	<b>\$39.20</b>
<b>39-030*</b>	Rabbeted latch and strike kit, 605 and 626 only	<b>\$68.60</b>

\* Adapts square corner latch and 2-3/4" square corner strike to 1/2" rabbeted door and frame.

**13. Select Strike Plate**

<b>LLL</b>	Less Strike Plate	<b>DEDUCT \$5.20</b>
<b>10-025</b>	1-3/16" Lip, ANSI, no box, 1-1/4" x 4-7/8"	<b>STANDARD</b>
<b>10-013*</b>	1-1/8" Lip, Square Corner, T-strike, box, 1-1/8" - 2-3/4"	<b>N/C</b>
<b>10-016</b>	1-1/8" Lip, Square Corner, T-strike, deep box, fire door latch	<b>N/C</b>
<b>K510-066</b>	Box for ANSI strike (Must be specific)	<b>N/C</b>

\* 1-1/2" Lip available, must specify 1-1/2" Lip \$8.80

**14. Select Door Thickness**

<b>134</b>	1-3/4"	<b>STANDARD</b>
<b>Example 138</b>	1-3/8" to 2-3/4", Shims included (Specify in 1/8" increments)	<b>\$69.60</b>

Accessories available, see pages 210-211.  
Accessories include Decorative Plates, SUS A-KIT, etc.  
Credentials available, see pages 18-23.

1-3. Select Chassis

CO-200-MS	Mortise	\$1,508.00
CO-200-MD	Mortise Deadbolt	\$1,586.00



CO-200-MS-70-PR



CO-200-MS-70-PRK



CO-200-MS-70-MSK



CO-200-MS-70-MS



CO-200-MS-70-KP

4. Select Function

70	Classroom/Storeroom (Not available on mortise deadbolt)	STANDARD
50	Office (Not available on mortise deadbolt)	\$10.00
40	Privacy ■	\$10.00

■ Inside Push Button (IPB) only included with Mortise (MS) chassis. Mortise deadbolt (MD) chassis comes with LED indicator only. \$10 charge does not apply to mortise deadbolt (MD) chassis.

5. Select Reader (Note: CO-Series readers are not interchangeable)

KP	Keypad	STANDARD
MS	Magnetic Stripe (Swipe)	\$116.00
MSK	Magnetic Stripe (Swipe) + Keypad	\$192.00
PR	Proximity	\$192.00
PRK	Proximity + Keypad	\$269.00

6. Select Lever\*

LLL	Less interior and exterior levers	DEDUCT \$76.70
SPA	Sparta	N/C
RHO	Rhodes	N/C
ATH	Athens	N/C
TLR	Tubular	N/C
BRW	Broadway	N/C
BRK	Boardwalk	N/C
LAT	Latitude	N/C
LON	Longitude	N/C

\* Tactile Warning use 8AT for Athens, 8RO for Rhodes, 8SP for Sparta and 8TR for Tubular. \$55.00 per lever. Applied to exterior lever only unless otherwise specified. Not available with 643e finish.

7. Select Finish

626	Satin Chrome	N/C
605	Bright Brass	\$147.00
606	Satin Brass	\$147.00
612	Satin Bronze	\$147.00
619	Satin Nickel	\$147.00
625	Bright Chrome	\$147.00
643e	Aged Bronze	\$147.00
626AM	Satin Chrome Antimicrobial	\$190.00

8. Select Cylinder Type

P6 ●△	With Cylinder, Schlage- (Everest 29 S123, 6 Pin KIL standard)	N/C
L	Less Cylinder, Schlage, Falcon, 6 Pin KIL	DEDUCT \$75.00
R ●□	With Cylinder, Schlage 6-Pin (Everest 29 S123 standard) FSIC	\$86.00
J	Less Cylinder, Schlage, 6 Pin FSIC	DEDUCT \$42.00
G ●□	With Cylinder, Schlage 7-Pin (Everest 29R standard) (factory master keyed only) SFIC	\$97.00
B	Less Cylinder, Schlage, Falcon, Competitive OEM's, 7 Pin (SFIC)	N/C
L SAR	Less Cylinder, Sargent (10L + 11L), 6 Pin KIL (Only RHO, 8RO, SPA, 8SP, TLR, 8TR, ATH, 8AT lever styles)	N/C
L CO6	Less Cylinder, Corbin, 6 Pin KIL (Only RHO, 8RO, SPA, 8SP lever styles)	N/C
J SAR	Less Cylinder, Sargent 6300, 6 Pin FSIC	N/C
J CO6	Less Cylinder, Corbin 8000, 6 Pin FSIC	N/C
J CO7	Less Cylinder, Corbin 8000-7, 7 Pin FSIC, (Only RHO, 8RO, SPA, 8SP, TLR and 8TR)	N/C
J MED	Less Cylinder, Medeco 32*0201, 6 Pin FSIC (Only RHO, 8RO, SPA, 8SP lever styles)	N/C
J YA6	Less Cylinder, Yale 1210 or Medeco 31*0100, 6 Pin FSIC	N/C
J YA7	Less Cylinder, Yale 1220, 7 Pin FSIC (Only RHO, 8RO, SPA, 8SP lever styles)	N/C
L FA7	Less Cylinder, Falcon, 7 Pin, KIL (Only RHO, 8RO, SPA, 8SP lever styles)	N/C

● Master Keyed cylinders can be specified and will be shipped in lock packaging. For Master Keying System Summary form which should accompany the master keyed order, see page 285.

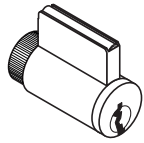
△ For Master Keying, additional line item 50-210 is required, \$23.30 each.

□ Control Keys for installation/removal of interchangeable cores are not furnished and must be ordered separate.

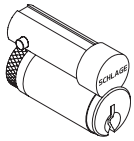
For additional assistance on Master Keying as well as restricted keyways please contact customer service.

Pricing/product description subject to change without notice.

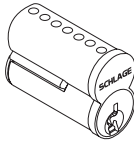
Full Cylinder  
P6 L L-SAR L-FA7



Full Size  
Interchangeable Core  
R J J SAR JCO6 JYA6  
JCO7



Small Format  
Interchangeable Core  
G B



**9. Select Keying Type**

Open Keyway Families: KIL or FSIC <sup>2</sup>		
<b>S123</b>	Everest 29 S (Key in Lever or FSIC)	<b>STANDARD</b>
<b>C123</b>	Everest C	<b>N/C</b>
<b>C/CE/E/EF/ F/ FG/ G</b>	Classic Obverse	<b>N/C</b>
Restricted Keyway Families: KIL or FSIC <sup>1,2</sup>		
<b>29 T</b>	Everest 29 T	<b>\$22.00</b>
<b>D</b>	Everest D	<b>\$22.00</b>
<b>Classic Restricted</b>	Quad, Numbered, Reverse	<b>\$22.00</b>
Restricted Keyway Families: SFIC <sup>3</sup>		
<b>29 R</b>	Everest 29 R	<b>N/C</b>
<b>B</b>	Everest B	<b>N/C</b>

<sup>1</sup> Everest Restricted Keyways require a Letter of Authorization to be submitted with the order. See sample Letter of Authorization, see page 297.

<sup>2</sup> Full Size key systems (Everest 29 S & T, Everest C & D, Obverse & Quad) are available in Primus and Primus XP key system and must be ordered separately. Lock should be ordered less cylinder and Primus cylinder should be a separate line.

<sup>3</sup> Master Keyed cylinders can be specified and will be shipped in lock packaging. For Master Keying System Summary form which should accompany the master keyed order, see page 285.

**10. Select Handing (Field Reversible)**

<b>RH</b>	Right Handed	<b>N/C</b>
<b>LH</b>	Left Handed	<b>N/C</b>
<b>RHR</b>	Right Handed Reverse	<b>N/C</b>
<b>LHR</b>	Left Handed Reverse	<b>N/C</b>

**11. Select Battery**

<b>4B</b>	4AA Battery Kit	<b>STANDARD</b>
-----------	-----------------	-----------------

**12. Select Mortise Lock Armor Front**

<b>LLL</b>	Less Armor Front	<b>DEDUCT \$19.80</b>
<b>09-663</b>	1-1/4" Wide Square Corner, Latch for MS	<b>STANDARD</b>
<b>09-669</b>	1-1/16" Wide Square Corner, Latch, options for MS	<b>N/C</b>
<b>09-666</b>	1-1/4" Wide Square Corner, Latch x Deadbolt for MD	<b>STANDARD</b>
<b>09-672</b>	1-1/16" Wide Square Corner, Latch x Deadbolt, Options for MD	<b>N/C</b>

**13. Select Strike Plate**

<b>LLL</b>	Less Strike	<b>DEDUCT \$15.50</b>
<b>10-072</b>	1-1/4" x 4-7/8" Square Corner + box; 1-3/16" lip length	<b>STANDARD</b>
<b>10-072xx</b>	1-1/4" x 4-7/8" Square Corner + box; specify lip length (xx) as 1" or 1-1/2"	<b>N/C</b>
<b>10-072xx</b>	1-1/4" x 4-7/8" Square Corner + box; specify lip length (xx) as 1-3/4"	<b>\$36.90</b>
<b>10-075 ●</b>	1/2" Rabbeted	<b>\$126.00</b>
<b>37-015</b>	Strike Frame Reinforcer, specify 37-015	<b>N/C</b>

● For 1-3/4" thick doors, use wide armor front. For over 1-3/4" thick door extended equally (EE) use 1-1/4" wide armor front.

△ Extended leadtime, consult customer service.

**14. Select Door Thickness**

<b>134</b>	1-3/4"	<b>STANDARD</b>
<b>Example 138</b>	1-3/8" to 2-3/4", Shims included (Specify in 1/8" increments)	<b>\$69.60</b>

Accessories available, see pages 210-211.

Accessories include Decorative Plates, SUS A-KIT, etc.

Credentials available, see pages 18-23.

Pricing/product description subject to change without notice.

1-3. Select Chassis/Exit Trim Type\*

<b>CO-200-993R</b>	Exit Rim/ <sup>†</sup> Concealed Vertical Rod/ <sup>†</sup> Concealed Vertical Cable	<b>\$1,695.00</b>
<b>CO-200-993S</b>	Exit Surface Vertical Rod	<b>\$1,727.00</b>
<b>CO-200-993M</b>	Exit Mortise Lock	<b>\$1,727.00</b>

\* See page 172 for exit device compatibility. <sup>†</sup> Metal door only.



CO-200-993R-70-MSK



CO-200-993R-70-MS



CO-200-993R-70-KP



CO-200-993R-70-PR



CO-200-993R-70-PRK

4. Select Function

<b>70</b>	Classroom/Storeroom	<b>STANDARD</b>
-----------	---------------------	-----------------

5. Select Reader (Note: CO-Series readers are not interchangeable)

<b>KP</b>	Keypad	<b>N/C</b>
<b>MS</b>	Magnetic Stripe (Swipe)	<b>\$116.00</b>
<b>MSK</b>	Magnetic Stripe (Swipe) + Keypad	<b>\$192.00</b>
<b>PR</b>	Proximity	<b>\$192.00</b>
<b>PRK</b>	Proximity + Keypad	<b>\$269.00</b>

6. Select Lever\*

<b>LLL</b>	Less interior and exterior levers	<b>DEDUCT \$27.10</b>
<b>SPA</b>	Sparta	<b>N/C</b>
<b>RHO</b>	Rhodes	<b>N/C</b>
<b>ATH</b>	Athens	<b>N/C</b>
<b>TLR</b>	Tubular	<b>N/C</b>
<b>BRW</b>	Broadway	<b>N/C</b>
<b>BRK</b>	Boardwalk	<b>N/C</b>
<b>LAT</b>	Latitude	<b>N/C</b>
<b>LON</b>	Longitude	<b>N/C</b>

\* Tactile Warning use **BAT** for Athens, **8RO** for Rhodes, **8SP** for Sparta and **8TR** for Tubular. \$55.00 per lever. Applied to exterior lever only unless otherwise specified. Not available with 643e finish.

7. Select Finish

<b>626</b>	Satin Chrome	<b>N/C</b>
<b>605</b>	Bright Brass	<b>\$147.00</b>
<b>606</b>	Satin Brass	<b>\$147.00</b>
<b>612</b>	Satin Bronze	<b>\$147.00</b>
<b>619</b>	Satin Nickel	<b>\$147.00</b>
<b>625</b>	Bright Chrome	<b>\$147.00</b>
<b>643e</b>	Aged Bronze	<b>\$147.00</b>
<b>626AM</b>	Satin Chrome Antimicrobial	<b>\$190.00</b>

8. Select Cylinder Type

<b>P6</b>	●△ With Cylinder, Schlage- (Everest 29 S123, 6 Pin KIL standard)	<b>N/C</b>
<b>L</b>	Less Cylinder, Schlage, Falcon, 6 Pin KIL	<b>DEDUCT \$75.00</b>
<b>R</b>	●□ With Cylinder, Schlage 6-Pin (Everest 29 S123 standard) FSIC	<b>\$86.00</b>
<b>J</b>	Less Cylinder, Schlage, 6 Pin FSIC	<b>DEDUCT \$42.00</b>
<b>G</b>	●□ With Cylinder, Schlage 7-Pin (Everest 29R standard) (factory master keyed only) SFIC	<b>\$97.00</b>
<b>B</b>	Less Cylinder, Schlage, Falcon, Competitive OEM's, 7 Pin (SFIC)	<b>N/C</b>
<b>LSAR</b>	Less Cylinder, Sargent (10L + 11L), 6 Pin KIL (Only RHO, 8RO, SPA, 8SP, TLR, 8TR, ATH, 8AT lever styles)	<b>N/C</b>
<b>LC06</b>	Less Cylinder, Corbin, 6 Pin KIL (Only RHO, 8RO, SPA, 8SP lever styles)	<b>N/C</b>
<b>JSAR</b>	Less Cylinder, Sargent 6300, 6 Pin FSIC	<b>N/C</b>
<b>JC06</b>	Less Cylinder, Corbin 8000, 6 Pin FSIC	<b>N/C</b>
<b>JC07</b>	Less Cylinder, Corbin 8000-7, 7 Pin FSIC, (Only RHO, 8RO, SPA, 8SP, TLR and 8TR)	<b>N/C</b>
<b>JMED</b>	Less Cylinder, Medeco 32*0201, 6 Pin FSIC (Only RHO, 8RO, SPA, 8SP lever styles)	<b>N/C</b>
<b>JYA6</b>	Less Cylinder, Yale 1210 or Medeco 31*0100, 6 Pin FSIC	<b>N/C</b>
<b>JYA7</b>	Less Cylinder, Yale 1220, 7 Pin FSIC (Only RHO, 8RO, SPA, 8SP lever styles)	<b>N/C</b>
<b>LFA7</b>	Less Cylinder, Falcon, 7 Pin, KIL (Only RHO, 8RO, SPA, 8SP lever styles)	<b>N/C</b>

● Master Keyed cylinders can be specified and will be shipped in lock packaging. For Master Keying System Summary form which should accompany the master keyed order, see page 285.

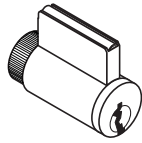
△ For Master Keying, additional line item 50-210 is required, \$23.30 each.

□ Control Keys for installation/removal of interchangeable cores are not furnished and must be ordered separate.

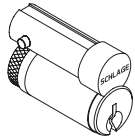
For additional assistance on Master Keying as well as restricted keyways please contact customer service.



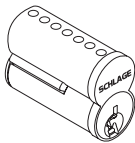
Full Cylinder  
P6 L L-SAR L-FA7



Full Size  
Interchangeable Core  
R J J SAR JCO6 JYA6  
JCO7



Small Format  
Interchangeable Core  
G B



**9. Select Keying Type**

Open Keyway Families: KIL or FSIC <sup>2</sup>		
<b>S123</b>	Everest 29 S (Key in Lever or FSIC)	<b>STANDARD</b>
<b>C123</b>	Everest C	<b>N/C</b>
<b>C/CE/E/EF/ F/ FG/ G</b>	Classic Obverse	<b>N/C</b>
Restricted Keyway Families: KIL or FSIC <sup>1,2</sup>		
<b>29 T</b>	Everest 29 T	<b>\$22.00</b>
<b>D</b>	Everest D	<b>\$22.00</b>
<b>Classic Restricted</b>	Quad, Numbered, Reverse	<b>\$22.00</b>
Restricted Keyway Families: SFIC <sup>3</sup>		
<b>29 R</b>	Everest 29 R	<b>N/C</b>
<b>B</b>	Everest B	<b>N/C</b>

<sup>1</sup> Everest Restricted Keyways require a Letter of Authorization to be submitted with the order. See sample Letter of Authorization, see page 297.

<sup>2</sup> Full Size key systems (Everest 29 S & T, Everest C & D, Obverse & Quad) are available in Primus and Primus XP key system and must be ordered separately. Lock should be ordered less cylinder and Primus cylinder should be a separate line.

<sup>3</sup> Master Keyed cylinders can be specified and will be shipped in lock packaging. For Master Keying System Summary form which should accompany the master keyed order, see page 285.

**10. Select Handing (Field Reversible)**

<b>RHR</b>	Right Handed Reverse	<b>N/C</b>
<b>LHR</b>	Left Handed Reverse	<b>N/C</b>

**11. Select Battery**

<b>4B</b>	4AA Battery Kit	<b>STANDARD</b>
-----------	-----------------	-----------------

**12. - 13. No Selection Required**

**14. Select Door Thickness**

<b>134</b>	1-3/4"	<b>STANDARD</b>
<b>Example 200</b>	1-3/4" to 2-3/4", (Specify in 1/8" increments)	<b>\$69.60</b>

**CO-Series Exit Trim**

The CO-100 Exit Trim comes with a universal mounting plate and is compatible with the following exit devices:

**Von Duprin 98/99, 98/99XP**

Rim, Concealed Vertical Rod (metal door only), Concealed Vertical Cable (metal door only), Surface Vertical Rod, Mortise.

**Von Duprin 22/22F**

Rim, Surface Vertical Rod

**Falcon 25 - Rim**

**Sargent 80 Series** (Narrow design & reversible rim exits not compatible) - Rim

**Corbin Russwin 5000 Series - Rim**

**Yale 7000 - Rim**

**Dorma 9300 - Rim**

**Precision 21 - Rim** (2100 converts to 21 with Precision's BP21 kit)

**Note:** CO-Series Non-Functioning "Dummy" Exit Trim now available. Please see pages 208-209 for details

Accessories available, see pages 210-211.  
Accessories include Decorative Plates, SUS A-KIT, etc.  
Credentials available, see pages 18-23.

Pricing/product description subject to change without notice.

1-4. Select Chassis/Function

<b>CO-220-CY-75</b>	Classroom Security	<b>\$1,696.00</b>
---------------------	--------------------	-------------------

**Note:** Price includes (1) pre-paired Remote Lockdown Fob, p/n 24744856, shipped with lock. Additional fobs available under "CO-Series Accessories."



CO-220-CY-75-PRK



CO-220-CY-75-PR



CO-220-CY-75-MSK



CO-220-CY-75-MS



CO-220-CY-75-KP

5. Select Reader (Note: CO-Series readers are not interchangeable)

<b>KP</b>	Keypad	<b>N/C</b>
<b>MS</b>	Magnetic Stripe (Swipe)	<b>\$116.00</b>
<b>MSK</b>	Magnetic Stripe (Swipe) + Keypad	<b>\$192.00</b>
<b>PR</b>	Proximity	<b>\$192.00</b>
<b>PRK</b>	Proximity + Keypad	<b>\$269.00</b>

6. Select Lever\*

<b>LLL</b>	Less each lever	<b>DEDUCT \$27.10</b>
<b>SPA</b>	Sparta	<b>N/C</b>
<b>RHO</b>	Rhodes	<b>N/C</b>
<b>ATH</b>	Athens	<b>N/C</b>
<b>TLR</b>	Tubular	<b>N/C</b>
<b>BRW</b>	Broadway	<b>N/C</b>
<b>BRK</b>	Boardwalk	<b>N/C</b>
<b>LAT</b>	Latitude	<b>N/C</b>
<b>LON</b>	Longitude	<b>N/C</b>

\* Tactile Warning use **BAT** for Athens, **BRO** for Rhodes, **8SP** for Sparta and **8TR** for Tubular. \$55.00 per lever. Applied to exterior lever only unless otherwise specified. Not available with 643e finish.

7. Select Finish

<b>626</b>	Satin Chrome	<b>N/C</b>
<b>605</b>	Bright Brass	<b>\$147.00</b>
<b>606</b>	Satin Brass	<b>\$147.00</b>
<b>612</b>	Satin Bronze	<b>\$147.00</b>
<b>619</b>	Satin Nickel	<b>\$147.00</b>
<b>625</b>	Bright Chrome	<b>\$147.00</b>
<b>643e</b>	Aged Bronze	<b>\$147.00</b>
<b>626AM</b>	Satin Chrome Antimicrobial	<b>\$190.00</b>

8. Select Cylinder Type

<b>P6</b>	●△ With Cylinder, Schlage- (Everest 29 S123, 6 Pin KIL standard)	<b>N/C</b>
<b>L</b>	Less Cylinder, Schlage, Falcon, 6 Pin KIL	<b>DEDUCT \$75.00</b>
<b>R</b>	●□ With Cylinder, Schlage 6-Pin (Everest 29 S123 standard) FSIC	<b>\$86.00</b>
<b>J</b>	Less Cylinder, Schlage, 6 Pin FSIC	<b>DEDUCT \$42.00</b>
<b>G</b>	●□ With Cylinder, Schlage 7-Pin (Everest 29R standard) (factory master keyed only) SFIC	<b>\$97.00</b>
<b>B</b>	Less Cylinder, Schlage, Falcon, Competitive OEM's, 7 Pin (SFIC)	<b>N/C</b>
<b>L SAR</b>	Less Cylinder, Sargent (10L + 11L), 6 Pin KIL (Only RHO, 8RO, SPA, 8SP, TLR, 8TR, ATH, 8AT lever styles)	<b>N/C</b>
<b>L CO6</b>	Less Cylinder, Corbin, 6 Pin KIL (Only RHO, 8RO, SPA, 8SP lever styles)	<b>N/C</b>
<b>J SAR</b>	Less Cylinder, Sargent 6300, 6 Pin FSIC	<b>N/C</b>
<b>J CO6</b>	Less Cylinder, Corbin 8000, 6 Pin FSIC	<b>N/C</b>
<b>J CO7</b>	Less Cylinder, Corbin 8000-7, 7 Pin FSIC, (Only RHO, 8RO, SPA, 8SP, TLR and 8TR)	<b>N/C</b>
<b>J MED</b>	Less Cylinder, Medeco 32*0201, 6 Pin FSIC (Only RHO, 8RO, SPA, 8SP lever styles)	<b>N/C</b>
<b>J YA6</b>	Less Cylinder, Yale 1210 or Medeco 31*0100, 6 Pin FSIC	<b>N/C</b>
<b>J YA7</b>	Less Cylinder, Yale 1220, 7 Pin FSIC (Only RHO, 8RO, SPA, 8SP lever styles)	<b>N/C</b>
<b>L FA7</b>	Less Cylinder, Falcon, 7 Pin, KIL (Only RHO, 8RO, SPA, 8SP lever styles)	<b>N/C</b>

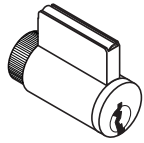
● Master Keyed cylinders can be specified and will be shipped in lock packaging. For Master Keying System Summary form which should accompany the master keyed order, see page 285.

△ For Master Keying, additional line item 50-210 is required, \$23.30 each.

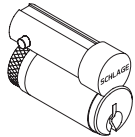
□ Control Keys for installation/removal of interchangeable cores are not furnished and must be ordered separate.

For additional assistance on Master Keying as well as restricted keyways please contact customer service.

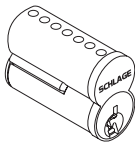
Full Cylinder  
P6 L L-SAR L-FA7



Full Size  
Interchangeable Core  
R J J SAR JCO6 JYA6  
JCO7



Small Format  
Interchangeable Core  
G B



**9. Select Keying Type**

Open Keyway Families: KIL or FSIC <sup>2</sup>		
<b>S123</b>	Everest 29 S (Key in Lever or FSIC)	<b>STANDARD</b>
<b>C123</b>	Everest C	<b>N/C</b>
<b>C/CE/E/EF/ F/ FG/ G</b>	Classic Obverse	<b>N/C</b>
Restricted Keyway Families: KIL or FSIC <sup>1,2</sup>		
<b>29 T</b>	Everest 29 T	<b>\$22.00</b>
<b>D</b>	Everest D	<b>\$22.00</b>
<b>Classic Restricted</b>	Quad, Numbered, Reverse	<b>\$22.00</b>
Restricted Keyway Families: SFIC <sup>3</sup>		
<b>29 R</b>	Everest 29 R	<b>N/C</b>
<b>B</b>	Everest B	<b>N/C</b>

<sup>1</sup> Everest Restricted Keyways require a Letter of Authorization to be submitted with the order. See sample Letter of Authorization, see page 297.

<sup>2</sup> Full Size key systems (Everest 29 S & T, Everest C & D, Obverse & Quad) are available in Primus and Primus XP key system and must be ordered separately. Lock should be ordered less cylinder and Primus cylinder should be a separate line.

<sup>3</sup> Master Keyed cylinders can be specified and will be shipped in lock packaging. For Master Keying System Summary form which should accompany the master keyed order, see page 285.

**10. Select Handing (Field Reversible)**

<b>RH</b>	Right Handed	<b>N/C</b>
<b>LH</b>	Left Handed	<b>N/C</b>
<b>RHR</b>	Right Handed Reverse	<b>N/C</b>
<b>LHR</b>	Left Handed Reverse	<b>N/C</b>

**11. Select Battery**

<b>4B</b>	4AA Battery Kit	<b>STANDARD</b>
-----------	-----------------	-----------------

**12. Select Backset & Latchbolt**

<b>LLL</b>	Less Latch	<b>\$40.30</b>
<b>13-247</b>	2-3/4" Backset, Deadlatch, Square corner, 1-1/8" x 2-1/4"	<b>STANDARD</b>
<b>14-049</b>	2-3/4" Backset, Deadlatch Anti-friction fire door latch, Square corner, 1-1/8" x 2-1/4", 3/4" throw	<b>\$213.00</b>
<b>14-051</b>	2-3/8" Backset, Deadlatch Square corner, 1-1/8" x 2-1/4"	<b>N/C</b>
<b>14-050</b>	3-3/4" Backset, Deadlatch Square corner, 1-1/8" x 2-1/4"	<b>\$12.50</b>
<b>43-001</b>	5" Backset extension link, Deadlatch	<b>\$39.20</b>
<b>39-030*</b>	Rabbeted latch and strike kit, 605 and 626 only	<b>\$68.60</b>

\* Adapts square corner latch and 2-3/4" square corner strike to 1/2" rabbeted door and frame.

**13. Select Strike Plate**

<b>LLL</b>	Less Strike Plate	<b>DEDUCT \$5.20</b>
<b>10-025</b>	1-3/16" Lip, ANSI, no box, 1-1/4" x 4-7/8"	<b>STANDARD</b>
<b>10-013*</b>	1-1/8" Lip, Square Corner, T-strike, box, 1-1/8" - 2-3/4"	<b>N/C</b>
<b>10-016</b>	1-1/8" Lip, Square Corner, T-strike, deep box, fire door latch	<b>N/C</b>
<b>K510-066</b>	Box for ANSI strike (Must be specific)	<b>N/C</b>

\* 1-1/2" Lip available, must specify 1-1/2" Lip \$8.80

**14. Select Door Thickness**

<b>134</b>	1-3/4"	<b>STANDARD</b>
<b>Example 138</b>	1-3/8" to 2-3/4", Shims included (Specify in 1/8" increments)	<b>\$69.60</b>

Accessories available, see pages 210-211.  
Accessories include Decorative Plates, SUS A-KIT, etc.  
Credentials available, see pages 18-23.

1-4. Select Chassis/Function

<b>CO-220-MS-75</b>	Classroom Security	<b>\$1,931.00</b>
---------------------	--------------------	-------------------

Note: Price includes (1) pre-paired Remote Lockdown Fob, p/n 44485001, shipped with lock. Additional fobs available under "CO-Series Accessories."



CO-220-MS-75-PR



CO-220-MS-75-PRK



CO-220-MS-75-MSK



CO-220-MS-75-MS



CO-220-MS-75-KP

5. Select Reader (Note: CO-Series readers are not interchangeable)

KP	Keypad	STANDARD
<b>MS</b>	Magnetic Stripe (Swipe)	<b>\$116.00</b>
<b>MSK</b>	Magnetic Stripe (Swipe) + Keypad	<b>\$192.00</b>
<b>PR</b>	Proximity	<b>\$192.00</b>
<b>PRK</b>	Proximity + Keypad	<b>\$269.00</b>

6. Select Lever\*

<b>LLL</b>	Less interior and exterior levers	<b>DEDUCT \$76.70</b>
<b>SPA</b>	Sparta	<b>N/C</b>
<b>RHO</b>	Rhodes	<b>N/C</b>
<b>ATH</b>	Athens	<b>N/C</b>
<b>TLR</b>	Tubular	<b>N/C</b>
<b>BRW</b>	Broadway	<b>N/C</b>
<b>BRK</b>	Boardwalk	<b>N/C</b>
<b>LAT</b>	Latitude	<b>N/C</b>
<b>LON</b>	Longitude	<b>N/C</b>

\* Tactile Warning use 8AT for Athens, 8RO for Rhodes, 8SP for Sparta and 8TR for Tubular. \$55.00 per lever. Applied to exterior lever only unless otherwise specified. Not available with 643e finish.

7. Select Finish

<b>626</b>	Satin Chrome	<b>N/C</b>
<b>605</b>	Bright Brass	<b>\$147.00</b>
<b>606</b>	Satin Brass	<b>\$147.00</b>
<b>612</b>	Satin Bronze	<b>\$147.00</b>
<b>619</b>	Satin Nickel	<b>\$147.00</b>
<b>625</b>	Bright Chrome	<b>\$147.00</b>
<b>643e</b>	Aged Bronze	<b>\$147.00</b>
<b>626AM</b>	Satin Chrome Antimicrobial	<b>\$190.00</b>

8. Select Cylinder Type

<b>P6</b> ●△	With Cylinder, Schlage- (Everest 29 S123, 6 Pin KIL standard)	<b>N/C</b>
<b>L</b>	Less Cylinder, Schlage, Falcon, 6 Pin KIL	<b>DEDUCT \$75.00</b>
<b>R</b> ●□	With Cylinder, Schlage 6-Pin (Everest 29 S123 standard) FSIC	<b>\$86.00</b>
<b>J</b>	Less Cylinder, Schlage, 6 Pin FSIC	<b>DEDUCT \$42.00</b>
<b>G</b> ●□	With Cylinder, Schlage 7-Pin (Everest 29R standard) (factory master keyed only) SFIC	<b>\$97.00</b>
<b>B</b>	Less Cylinder, Schlage, Falcon, Competitive OEM's, 7 Pin (SFIC)	<b>N/C</b>
<b>LSAR</b>	Less Cylinder, Sargent (10L + 11L), 6 Pin KIL (Only RHO, 8RO, SPA, 8SP, TLR, 8TR, ATH, 8AT lever styles)	<b>N/C</b>
<b>LC06</b>	Less Cylinder, Corbin, 6 Pin KIL (Only RHO, 8RO, SPA, 8SP lever styles)	<b>N/C</b>
<b>JSAR</b>	Less Cylinder, Sargent 6300, 6 Pin FSIC	<b>N/C</b>
<b>JC06</b>	Less Cylinder, Corbin 8000, 6 Pin FSIC	<b>N/C</b>
<b>JC07</b>	Less Cylinder, Corbin 8000-7, 7 Pin FSIC, (Only RHO, 8RO, SPA, 8SP, TLR and 8TR)	<b>N/C</b>
<b>JMED</b>	Less Cylinder, Medeco 32*0201, 6 Pin FSIC (Only RHO, 8RO, SPA, 8SP lever styles)	<b>N/C</b>
<b>JYA6</b>	Less Cylinder, Yale 1210 or Medeco 31*0100, 6 Pin FSIC	<b>N/C</b>
<b>JYA7</b>	Less Cylinder, Yale 1220, 7 Pin FSIC (Only RHO, 8RO, SPA, 8SP lever styles)	<b>N/C</b>
<b>LAFA7</b>	Less Cylinder, Falcon, 7 Pin, KIL (Only RHO, 8RO, SPA, 8SP lever styles)	<b>N/C</b>

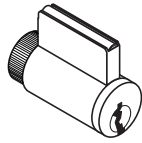
● Master Keyed cylinders can be specified and will be shipped in lock packaging. For Master Keying System Summary form which should accompany the master keyed order, see page 285.

△ For Master Keying, additional line item 50-210 is required, \$23.30 each.

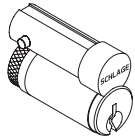
□ Control Keys for installation/removal of interchangeable cores are not furnished and must be ordered separate.

For additional assistance on Master Keying as well as restricted keyways please contact customer service.

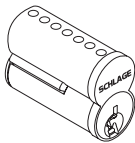
Full Cylinder  
P6 L L-SAR L-FA7



Full Size  
Interchangeable Core  
R J J SAR JCO6 JYA6  
JCO7



Small Format  
Interchangeable Core  
G B



**9. Select Keying Type**

<b>Open Keyway Families: KIL or FSIC<sup>2</sup></b>		
<b>S123</b>	Everest 29 S (Key in Lever or FSIC)	<b>STANDARD</b>
<b>C123</b>	Everest C	<b>N/C</b>
<b>C/CE/E/EF/ F/ FG/ G</b>	Classic Obverse	<b>N/C</b>
<b>Restricted Keyway Families: KIL or FSIC<sup>1,2</sup></b>		
<b>29 T</b>	Everest 29 T	<b>\$22.00</b>
<b>D</b>	Everest D	<b>\$22.00</b>
<b>Classic Restricted</b>	Quad, Numbered, Reverse	<b>\$22.00</b>
<b>Restricted Keyway Families: SFIC<sup>3</sup></b>		
<b>29 R</b>	Everest 29 R	<b>N/C</b>
<b>B</b>	Everest B	<b>N/C</b>

<sup>1</sup> Everest Restricted Keyways require a Letter of Authorization to be submitted with the order. See sample Letter of Authorization, see page 297.

<sup>2</sup> Full Size key systems (Everest 29 S & T, Everest C & D, Obverse & Quad) are available in Primus and Primus XP key system and must be ordered separately. Lock should be ordered less cylinder and Primus cylinder should be a separate line.

<sup>3</sup> Master Keyed cylinders can be specified and will be shipped in lock packaging. For Master Keying System Summary form which should accompany the master keyed order, see page 285.

**10. Select Handing (Field Reversible)**

<b>RH</b>	Right Handed	<b>N/C</b>
<b>LH</b>	Left Handed	<b>N/C</b>
<b>RHR</b>	Right Handed Reverse	<b>N/C</b>
<b>LHR</b>	Left Handed Reverse	<b>N/C</b>

**11. Select Battery**

<b>4B</b>	4AA Battery Kit	<b>STANDARD</b>
-----------	-----------------	-----------------

**12. Select Mortise Lock Armor Front**

<b>LLL</b>	Less Armor Front	<b>DEDUCT \$19.80</b>
<b>09-663</b>	1-1/4" Wide Square Corner, Latch for MS	<b>STANDARD</b>
<b>09-669</b>	1-1/16" Wide Square Corner, Latch, options for MS	<b>N/C</b>
<b>09-666</b>	1-1/4" Wide Square Corner, Latch x Deadbolt for MD	<b>STANDARD</b>
<b>09-672</b>	1-1/16" Wide Square Corner, Latch x Deadbolt, Options for MD	<b>N/C</b>

**13. Select Strike Plate**

<b>LLL</b>	Less Strike	<b>DEDUCT \$15.50</b>
<b>10-072</b>	1-1/4" x 4-7/8" Square Corner + box; 1-3/16" lip length	<b>STANDARD</b>
<b>10-072xx</b>	1-1/4" x 4-7/8" Square Corner + box; specify lip length (xx) as 1" or 1-1/2"	<b>N/C</b>
<b>10-072xx</b>	1-1/4" x 4-7/8" Square Corner + box; specify lip length (xx) as 1-3/4"	<b>\$36.90</b>
<b>10-075 ●</b>	1/2" Rabbeted	<b>\$126.00</b>
<b>37-015</b>	Strike Frame Reinforcer, specify 37-015	<b>N/C</b>

● For 1-3/4" thick doors, use wide armor front. For over 1-3/4" thick door extended equally (EE) use 1-1/4" wide armor front.

△ Extended leadtime, consult customer service.

**14. Select Door Thickness**

<b>134</b>	1-3/4"	<b>STANDARD</b>
<b>Example 138</b>	1-3/8" to 2-3/4", Shims included (Specify in 1/8" increments)	<b>\$69.60</b>

Accessories available, see pages 210-211.

Accessories include Decorative Plates, SUS A-KIT, etc.

Credentials available, see pages 18-23.

Pricing/product description subject to change without notice.

**1-3. Select Chassis/Exit Trim Type\***

<b>CO-220-993R</b>	Exit Rim/ <sup>1</sup> Concealed Vertical Rod/ <sup>1</sup> Concealed Vertical Cable	<b>\$2,125.00</b>
<b>CO-220-993M</b>	Exit Mortise Lock	<b>\$2,157.00</b>

\* See page 172 for exit device compatibility. <sup>1</sup> Metal door only.



CO-220-993R-75-MSK



CO-220-993R-75-MS



CO-220-993R-75-KP



CO-220-993R-75-PR



CO-220-993R-75-PRK

**4. Select Function**

<b>75</b>	Classroom/Security	<b>STANDARD</b>
-----------	--------------------	-----------------

**5. Select Reader (Note: CO-Series readers are not interchangeable)**

<b>KP</b>	Keypad	<b>N/C</b>
<b>MS</b>	Magnetic Stripe (Swipe)	<b>\$116.00</b>
<b>MSK</b>	Magnetic Stripe (Swipe) + Keypad	<b>\$192.00</b>
<b>PR</b>	Proximity	<b>\$192.00</b>
<b>PRK</b>	Proximity + Keypad	<b>\$269.00</b>

**6. Select Lever\***

<b>LLL</b>	Less interior and exterior levers	<b>DEDUCT \$27.10</b>
<b>SPA</b>	Sparta	<b>N/C</b>
<b>RHO</b>	Rhodes	<b>N/C</b>
<b>ATH</b>	Athens	<b>N/C</b>
<b>TLR</b>	Tubular	<b>N/C</b>
<b>BRW</b>	Broadway	<b>N/C</b>
<b>BRK</b>	Boardwalk	<b>N/C</b>
<b>LAT</b>	Latitude	<b>N/C</b>
<b>LON</b>	Longitude	<b>N/C</b>

\* Tactile Warning use **BAT** for Athens, **8RO** for Rhodes, **8SP** for Sparta and **8TR** for Tubular. \$55.00 per lever. Applied to exterior lever only unless otherwise specified. Not available with 643e finish.

**7. Select Finish**

<b>626</b>	Satin Chrome	<b>N/C</b>
<b>605</b>	Bright Brass	<b>\$147.00</b>
<b>606</b>	Satin Brass	<b>\$147.00</b>
<b>612</b>	Satin Bronze	<b>\$147.00</b>
<b>619</b>	Satin Nickel	<b>\$147.00</b>
<b>625</b>	Bright Chrome	<b>\$147.00</b>
<b>643e</b>	Aged Bronze	<b>\$147.00</b>
<b>626AM</b>	Satin Chrome Antimicrobial	<b>\$190.00</b>

**8. Select Cylinder Type**

<b>P6</b>	●△ With Cylinder, Schlage- (Everest 29 S123, 6 Pin KIL standard)	<b>N/C</b>
<b>L</b>	Less Cylinder, Schlage, Falcon, 6 Pin KIL	<b>DEDUCT \$75.00</b>
<b>R</b>	●□ With Cylinder, Schlage 6-Pin (Everest 29 S123 standard) FSIC	<b>\$86.00</b>
<b>J</b>	Less Cylinder, Schlage, 6 Pin FSIC	<b>DEDUCT \$42.00</b>
<b>G</b>	●□ With Cylinder, Schlage 7-Pin (Everest 29R standard) (factory master keyed only) SFIC	<b>\$97.00</b>
<b>B</b>	Less Cylinder, Schlage, Falcon, Competitive OEM's, 7 Pin (SFIC)	<b>N/C</b>
<b>L SAR</b>	Less Cylinder, Sargent (10L + 11L), 6 Pin KIL (Only RHO, 8RO, SPA, 8SP, TLR, 8TR, ATH, 8AT lever styles)	<b>N/C</b>
<b>L CO6</b>	Less Cylinder, Corbin, 6 Pin KIL (Only RHO, 8RO, SPA, 8SP lever styles)	<b>N/C</b>
<b>J SAR</b>	Less Cylinder, Sargent 6300, 6 Pin FSIC	<b>N/C</b>
<b>J CO6</b>	Less Cylinder, Corbin 8000, 6 Pin FSIC	<b>N/C</b>
<b>J CO7</b>	Less Cylinder, Corbin 8000-7, 7 Pin FSIC, (Only RHO, 8RO, SPA, 8SP, TLR and 8TR)	<b>N/C</b>
<b>J MED</b>	Less Cylinder, Medeco 32*0201, 6 Pin FSIC (Only RHO, 8RO, SPA, 8SP lever styles)	<b>N/C</b>
<b>J YA6</b>	Less Cylinder, Yale 1210 or Medeco 31*0100, 6 Pin FSIC	<b>N/C</b>
<b>J YA7</b>	Less Cylinder, Yale 1220, 7 Pin FSIC (Only RHO, 8RO, SPA, 8SP lever styles)	<b>N/C</b>
<b>L FA7</b>	Less Cylinder, Falcon, 7 Pin, KIL (Only RHO, 8RO, SPA, 8SP lever styles)	<b>N/C</b>

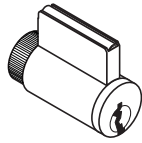
● Master Keyed cylinders can be specified and will be shipped in lock packaging. For Master Keying System Summary form which should accompany the master keyed order, see page 285.

△ For Master Keying, additional line item 50-210 is required, \$23.30 each.

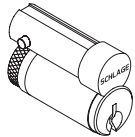
□ Control Keys for installation/removal of interchangeable cores are not furnished and must be ordered separate.

For additional assistance on Master Keying as well as restricted keyways please contact customer service.

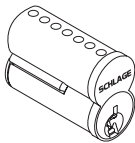
Full Cylinder  
P6 L L-SAR L-FA7



Full Size  
Interchangeable Core  
R J J SAR JCO6 JYA6  
JCO7



Small Format  
Interchangeable Core  
G B



**9. Select Keying Type**

Open Keyway Families: KIL or FSIC <sup>2</sup>		
<b>S123</b>	Everest 29 S (Key in Lever or FSIC)	<b>STANDARD</b>
<b>C123</b>	Everest C	<b>N/C</b>
<b>C/CE/E/EF/ F/ FG/ G</b>	Classic Obverse	<b>N/C</b>
Restricted Keyway Families: KIL or FSIC <sup>1,2</sup>		
<b>29 T</b>	Everest 29 T	<b>\$22.00</b>
<b>D</b>	Everest D	<b>\$22.00</b>
<b>Classic Restricted</b>	Quad, Numbered, Reverse	<b>\$22.00</b>
Restricted Keyway Families: SFIC <sup>3</sup>		
<b>29 R</b>	Everest 29 R	<b>N/C</b>
<b>B</b>	Everest B	<b>N/C</b>

<sup>1</sup> Everest Restricted Keyways require a Letter of Authorization to be submitted with the order. See sample Letter of Authorization, see page 297.

<sup>2</sup> Full Size key systems (Everest 29 S & T, Everest C & D, Obverse & Quad) are available in Primus and Primus XP key system and must be ordered separately. Lock should be ordered less cylinder and Primus cylinder should be a separate line.

<sup>3</sup> Master Keyed cylinders can be specified and will be shipped in lock packaging. For Master Keying System Summary form which should accompany the master keyed order, see page 285.

**10. Select Handing (Field Reversible)**

<b>RHR</b>	Right Handed Reverse	<b>N/C</b>
<b>LHR</b>	Left Handed Reverse	<b>N/C</b>

**11. Select Battery**

<b>4B</b>	4AA Battery Kit	<b>STANDARD</b>
-----------	-----------------	-----------------

**12. - 13. No Selection Required**

**14. Select Door Thickness**

<b>134</b>	1-3/4"	<b>STANDARD</b>
<b>Example 200</b>	1-3/4" to 2-3/4", (Specify in 1/8" increments)	<b>\$69.60</b>

**CO-Series Exit Trim**

The CO-220 Exit Trim comes with a universal mounting plate and is compatible with the following exit devices:

**Von Duprin 98/99, 98/99XP**

Rim, Concealed Vertical Rod (metal door only), Concealed Vertical Cable (metal door only), Mortise.

**Von Duprin 22/22F** - Rim

**Falcon 25** - Rim

**Sargent 80 Series** (Narrow design & reversible rim exits not compatible) - Rim

**Corbin Russwin 5000 Series** - Rim

**Yale 7000** - Rim

**Dorma 9300** - Rim

**Precision 21** - Rim (2100 converts to 21 with Precision's BP21 kit)

**Note:** CO-Series Non-Functioning "Dummy" Exit Trim now available. Please see page 208 for details

Accessories available, see pages 210-211.

Accessories include Decorative Plates, SUS A-KIT, etc.

Credentials available, see pages 18-23.

**1-3. Select Chassis/ Exit Trim Type\***

<b>CO-993DT</b>	Dummy Trim with Dummy Reader Cover and CO-100/200/250 Interior Escutcheon for Exit Rim/ <sup>†</sup> Concealed Vertical Rod/ <sup>†</sup> Concealed Vertical Cable/Surface Vertical Rod/Mortise Lock	<b>\$849.00</b>
-----------------	--	-----------------

\* See page 172 for exit device compatibility. <sup>†</sup> Metal door only.



CO993DT

**4. Select Lever\***

<b>LLL</b>	Less each lever	<b>DEDUCT \$27.10</b>
<b>SPA</b>	Sparta	<b>N/C</b>
<b>RHO</b>	Rhodes	<b>N/C</b>
<b>ATH</b>	Athens	<b>N/C</b>
<b>TLR</b>	Tubular	<b>N/C</b>
<b>BRW</b>	Broadway	<b>N/C</b>
<b>BRK</b>	Boardwalk	<b>N/C</b>
<b>LAT</b>	Latitude	<b>N/C</b>
<b>LON</b>	Longitude	<b>N/C</b>

\* Tactile Warning use **BAT** for Athens, **BRO** for Rhodes, **8SP** for Sparta and **8TR** for Tubular. \$55.00 per lever. Applied to exterior lever only unless otherwise specified. Not available with 643e finish.

**5. Select Finish**

<b>626</b>	Satin Chrome	<b>N/C</b>
<b>605</b>	Bright Brass	<b>\$147.00</b>
<b>606</b>	Satin Brass	<b>\$147.00</b>
<b>612</b>	Satin Bronze	<b>\$147.00</b>
<b>619</b>	Satin Nickel	<b>\$147.00</b>
<b>625</b>	Bright Chrome	<b>\$147.00</b>
<b>643e</b>	Aged Bronze	<b>\$147.00</b>
<b>626AM</b>	Satin Chrome Antimicrobial	<b>\$190.00</b>

**6. Select Cylinder Type**

<b>P6</b> ●△	With Cylinder, Schlage- (Everest 29 S123, 6 Pin KIL standard)	<b>N/C</b>
<b>L</b>	Less Cylinder, Schlage, Falcon, 6 Pin KIL	<b>DEDUCT \$75.00</b>
<b>R</b> ●□	With Cylinder, Schlage 6-Pin (Everest 29 S123 standard) FSIC	<b>\$86.00</b>
<b>J</b>	Less Cylinder, Schlage, 6 Pin FSIC	<b>DEDUCT \$42.00</b>
<b>G</b> ●□	With Cylinder, Schlage 7-Pin (Everest 29R standard) (factory master keyed only) SFIC	<b>\$97.00</b>
<b>B</b>	Less Cylinder, Schlage, Falcon, Competitive OEM's, 7 Pin (SFIC)	<b>N/C</b>
<b>L SAR</b>	Less Cylinder, Sargent (10L + 11L), 6 Pin KIL (Only RHO, 8RO, SPA, 8SP, TLR, 8TR, ATH, BAT lever styles)	<b>N/C</b>
<b>L CO6</b>	Less Cylinder, Corbin, 6 Pin KIL (Only RHO, 8RO, SPA, 8SP lever styles)	<b>N/C</b>
<b>J SAR</b>	Less Cylinder, Sargent 6300, 6 Pin FSIC	<b>N/C</b>
<b>J CO6</b>	Less Cylinder, Corbin 8000, 6 Pin FSIC	<b>N/C</b>
<b>J CO7</b>	Less Cylinder, Corbin 8000-7, 7 Pin FSIC, (Only RHO, 8RO, SPA, 8SP, TLR and 8TR)	<b>N/C</b>
<b>J MED</b>	Less Cylinder, Medeco 32*0201, 6 Pin FSIC (Only RHO, 8RO, SPA, 8SP lever styles)	<b>N/C</b>
<b>J YA6</b>	Less Cylinder, Yale 1210 or Medeco 31*0100, 6 Pin FSIC	<b>N/C</b>
<b>J YA7</b>	Less Cylinder, Yale 1220, 7 Pin FSIC (Only RHO, 8RO, SPA, 8SP lever styles)	<b>N/C</b>
<b>L FA7</b>	Less Cylinder, Falcon, 7 Pin, KIL (Only RHO, 8RO, SPA, 8SP lever styles)	<b>N/C</b>

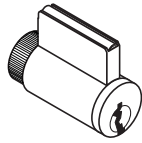
● Master Keyed cylinders can be specified and will be shipped in lock packaging. For Master Keying System Summary form which should accompany the master keyed order, see page 285.

△ For Master Keying, additional line item 50-210 is required, \$23.30 each.

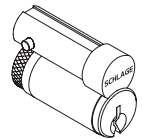
□ Control Keys for installation/removal of interchangeable cores are not furnished and must be ordered separate. For additional assistance on Master Keying as well as restricted keyways please contact customer service.



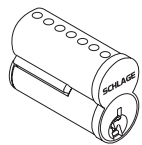
Full Cylinder  
P6 L L-SAR L-FA7



Full Size  
Interchangeable Core  
R J J SAR JCO6 JYA6  
JCO7



Small Format  
Interchangeable Core  
G B



**7. Select Keying Type**

Open Keyway Families: KIL or FSIC <sup>2</sup>		
<b>S123</b>	Everest 29 S (Key in Lever or FSIC)	<b>STANDARD</b>
<b>C123</b>	Everest C	<b>N/C</b>
<b>C/CE/E/EF/ F/ FG/ G</b>	Classic Obverse	<b>N/C</b>
Restricted Keyway Families: KIL or FSIC <sup>1,2</sup>		
<b>29 T</b>	Everest 29 T	<b>\$22.00</b>
<b>D</b>	Everest D	<b>\$22.00</b>
<b>Classic Restricted</b>	Quad, Numbered, Reverse	<b>\$22.00</b>
Restricted Keyway Families: SFIC <sup>3</sup>		
<b>29 R</b>	Everest 29 R	<b>N/C</b>
<b>B</b>	Everest B	<b>N/C</b>

<sup>1</sup> Everest Restricted Keyways require a Letter of Authorization to be submitted with the order. See sample Letter of Authorization, see page 297.

<sup>2</sup> Full Size key systems (Everest 29 S & T, Everest C & D, Obverse & Quad) are available in Primus and Primus XP key system and must be ordered separately. Lock should be ordered less cylinder and Primus cylinder should be a separate line.

<sup>3</sup> Master Keyed cylinders can be specified and will be shipped in lock packaging. For Master Keying System Summary form which should accompany the master keyed order, see page 285.

**8. Select Handing (Field Reversible)**

<b>RHR</b>	Right Handed Reverse	<b>N/C</b>
<b>LHR</b>	Left Handed Reverse	<b>N/C</b>

**9. - 10. No Selection Required**

**11. Select Door Thickness**

<b>134</b>	1-3/4"	<b>STANDARD</b>
<b>Example 200</b>	1-3/4" to 2-3/4", (Specify in 1/8" increments)	<b>\$69.60</b>

**CO-Series Exit Trim**

The CO-Series Exit Trim comes with a universal mounting plate and is compatible with the following exit devices:

**Von Duprin 98/99, 98/99XP**

Rim, Concealed Vertical Rod (metal door only), Concealed Vertical Cable (metal door only), Surface Vertical Rod\*, Mortise.

**Von Duprin 22/22F**

Rim, Surface Vertical Rod\*

**Falcon 25 - Rim**

**Sargent 80 Series** (Narrow design & reversible rim exits not compatible) - Rim

**Corbin Russwin 5000 Series** - Rim

**Yale 7000** - Rim

**Dorma 9300** - Rim

**Precision 21** - Rim (2100 converts to 21 with Precision's BP21 kit)

\*CO-100, CO-200 and CO-250 only.

Accessories available, see pages 210-211.

Accessories include Decorative Plates, SUS A-KIT, etc.

Credentials available, see pages 18-23

**1-4. Select Chassis/Function**

<b>CO-250-CY-70</b>	Classroom/Storeroom	<b>\$1,445.00</b>
<b>CO-250-CY-50</b>	Office	<b>\$1,455.00</b>
<b>CO-250-CY-40</b>	Privacy	<b>\$1,455.00</b>



CO-250-CY-70-MS



CO-250-CY-70-MSK

**5. Select Reader (Note: CO-Series readers are not interchangeable)**

<b>MS</b>	Magnetic Stripe (Swipe)	<b>N/C</b>
<b>MSK</b>	Magnetic Stripe (Swipe) + Keypad	<b>\$78.90</b>

**6. Select Lever\***

<b>LLL</b>	Less each lever	<b>DEDUCT \$27.10</b>
<b>SPA</b>	Sparta	<b>N/C</b>
<b>RHO</b>	Rhodes	<b>N/C</b>
<b>ATH</b>	Athens	<b>N/C</b>
<b>TLR</b>	Tubular	<b>N/C</b>
<b>BRW</b>	Broadway	<b>N/C</b>
<b>BRK</b>	Boardwalk	<b>N/C</b>
<b>LAT</b>	Latitude	<b>N/C</b>
<b>LON</b>	Longitude	<b>N/C</b>

\* Tactile Warning use **BAT** for Athens, **BRO** for Rhodes, **BSP** for Sparta and **BTR** for Tubular. \$55.00 per lever. Applied to exterior lever only unless otherwise specified. Not available with 643e finish.

**7. Select Finish**

<b>626</b>	Satin Chrome	<b>N/C</b>
<b>605</b>	Bright Brass	<b>\$147.00</b>
<b>606</b>	Satin Brass	<b>\$147.00</b>
<b>612</b>	Satin Bronze	<b>\$147.00</b>
<b>619</b>	Satin Nickel	<b>\$147.00</b>
<b>625</b>	Bright Chrome	<b>\$147.00</b>
<b>643e</b>	Aged Bronze	<b>\$147.00</b>
<b>626AM</b>	Satin Chrome Antimicrobial	<b>\$190.00</b>

**8. Select Cylinder Type**

<b>P6</b> ●△	With Cylinder, Schlage- (Everest 29 S123, 6 Pin KIL standard)	<b>N/C</b>
<b>L</b>	Less Cylinder, Schlage, Falcon, 6 Pin KIL	<b>DEDUCT \$75.00</b>
<b>R</b> ●□	With Cylinder, Schlage 6-Pin (Everest 29 S123 standard) FSIC	<b>\$86.00</b>
<b>J</b>	Less Cylinder, Schlage, 6 Pin FSIC	<b>DEDUCT \$42.00</b>
<b>G</b> ●□	With Cylinder, Schlage 7-Pin (Everest 29R standard) (factory master keyed only) SFIC	<b>\$97.00</b>
<b>B</b>	Less Cylinder, Schlage, Falcon, Competitive OEM's, 7 Pin (SFIC)	<b>N/C</b>
<b>L SAR</b>	Less Cylinder, Sargent (10L + 11L), 6 Pin KIL (Only RHO, 8RO, SPA, 8SP, TLR, 8TR, ATH, 8AT lever styles)	<b>N/C</b>
<b>L CO6</b>	Less Cylinder, Corbin, 6 Pin KIL (Only RHO, 8RO, SPA, 8SP lever styles)	<b>N/C</b>
<b>J SAR</b>	Less Cylinder, Sargent 6300, 6 Pin FSIC	<b>N/C</b>
<b>J CO6</b>	Less Cylinder, Corbin 8000, 6 Pin FSIC	<b>N/C</b>
<b>J CO7</b>	Less Cylinder, Corbin 8000-7, 7 Pin FSIC, (Only RHO, 8RO, SPA, 8SP, TLR and 8TR)	<b>N/C</b>
<b>J MED</b>	Less Cylinder, Medeco 32*0201, 6 Pin FSIC (Only RHO, 8RO, SPA, 8SP lever styles)	<b>N/C</b>
<b>J YA6</b>	Less Cylinder, Yale 1210 or Medeco 31*0100, 6 Pin FSIC	<b>N/C</b>
<b>J YA7</b>	Less Cylinder, Yale 1220, 7 Pin FSIC (Only RHO, 8RO, SPA, 8SP lever styles)	<b>N/C</b>
<b>L FA7</b>	Less Cylinder, Falcon, 7 Pin, KIL (Only RHO, 8RO, SPA, 8SP lever styles)	<b>N/C</b>

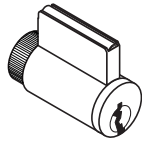
● Master Keyed cylinders can be specified and will be shipped in lock packaging. For Master Keying System Summary form which should accompany the master keyed order, see page 285.

△ For Master Keying, additional line item 50-210 is required, \$23.30 each.

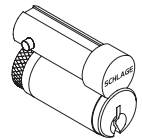
□ Control Keys for installation/removal of interchangeable cores are not furnished and must be ordered separate.

For additional assistance on Master Keying as well as restricted keyways please contact customer service.

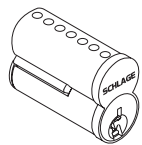
Full Cylinder  
P6 L L-SAR L-FA7



Full Size  
Interchangeable Core  
R J J SAR JCO6 JYA6  
JCO7



Small Format  
Interchangeable Core  
G B



**9. Select Keying Type**

Open Keyway Families: KIL or FSIC <sup>2</sup>		
<b>S123</b>	Everest 29 S (Key in Lever or FSIC)	<b>STANDARD</b>
<b>C123</b>	Everest C	<b>N/C</b>
<b>C/CE/E/EF/ F/ FG/ G</b>	Classic Obverse	<b>N/C</b>
Restricted Keyway Families: KIL or FSIC <sup>1,2</sup>		
<b>29 T</b>	Everest 29 T	<b>\$22.00</b>
<b>D</b>	Everest D	<b>\$22.00</b>
<b>Classic Restricted</b>	Quad, Numbered, Reverse	<b>\$22.00</b>
Restricted Keyway Families: SFIC <sup>3</sup>		
<b>29 R</b>	Everest 29 R	<b>N/C</b>
<b>B</b>	Everest B	<b>N/C</b>

<sup>1</sup> Everest Restricted Keyways require a Letter of Authorization to be submitted with the order. See sample Letter of Authorization, see page 297.

<sup>2</sup> Full Size key systems (Everest 29 S & T, Everest C & D, Obverse & Quad) are available in Primus and Primus XP key system and must be ordered separately. Lock should be ordered less cylinder and Primus cylinder should be a separate line.

<sup>3</sup> Master Keyed cylinders can be specified and will be shipped in lock packaging. For Master Keying System Summary form which should accompany the master keyed order, see page 285.

**10. Select Handing (Field Reversible)**

<b>RH</b>	Right Handed	<b>N/C</b>
<b>LH</b>	Left Handed	<b>N/C</b>
<b>RHR</b>	Right Handed Reverse	<b>N/C</b>
<b>LHR</b>	Left Handed Reverse	<b>N/C</b>

**11. Select Battery**

<b>4B</b>	4AA Battery Kit	<b>STANDARD</b>
-----------	-----------------	-----------------

**12. Select Backset & Latchbolt**

<b>LLL</b>	Less Latch	<b>DEDUCT \$40.30</b>
<b>13-247</b>	2-3/4" Backset, Deadlatch, Square corner, 1-1/8" x 2-1/4"	<b>STANDARD</b>
<b>14-049</b>	2-3/4" Backset, Deadlatch Anti-friction fire door latch, Square corner, 1-1/8" x 2-1/4", 3/4" throw	<b>\$213.00</b>
<b>14-051</b>	2-3/8" Backset, Deadlatch Square corner, 1-1/8" x 2-1/4"	<b>N/C</b>
<b>14-050</b>	3-3/4" Backset, Deadlatch Square corner, 1-1/8" x 2-1/4"	<b>\$12.50</b>
<b>43-001</b>	5" Backset extension link, Deadlatch	<b>\$39.20</b>
<b>39-030*</b>	Rabbeted latch and strike kit, 605 and 626 only	<b>\$68.60</b>

\* Adapts square corner latch and 2-3/4" square corner strike to 1/2" rabbeted door and frame.

**13. Select Strike Plate**

<b>LLL</b>	Less Strike Plate	<b>DEDUCT \$5.20</b>
<b>10-025</b>	1-3/16" Lip, ANSI, no box, 1-1/4" x 4-7/8"	<b>STANDARD</b>
<b>10-013*</b>	1-1/8" Lip, Square Corner, T-strike, box, 1-1/8" - 2-3/4"	<b>N/C</b>
<b>10-016</b>	1-1/8" Lip, Square Corner, T-strike, deep box, fire door latch	<b>N/C</b>
<b>K510-066</b>	Box for ANSI strike (Must be specific)	<b>N/C</b>

\* 1-1/2" Lip available, must specify 1-1/2" Lip \$8.80

**14. Select Door Thickness**

<b>134</b>	1-3/4"	<b>STANDARD</b>
<b>Example 138</b>	1-3/8" to 2-3/4", Shims included (Specify in 1/8" increments)	<b>\$69.60</b>

Accessories available, see pages 210-211.  
Accessories include Decorative Plates, SUS A-KIT, etc.  
Credentials available, see pages 18-23.

1-3. Select Chassis/Function

CO-250-MS	Mortise	\$1,711.00
CO-250-MD	Mortise Deadbolt	\$1,790.00

4. Select Function

70	Classroom/Storeroom (Not available on mortise deadbolt)	STANDARD
50	Office (Not available on mortise deadbolt)	\$10.00
40	Privacy ■	\$10.00

■ Inside Push Button (IPB) only included with Mortise (MS) chassis. Mortise deadbolt (MD) chassis comes with LED indicator only. \$10 charge does not apply to mortise deadbolt (MD) chassis.

5. Select Reader (Note: CO-Series readers are not interchangeable)

MS	Magnetic Stripe (Swipe)	N/C
MSK	Magnetic Stripe (Swipe) + Keypad	\$80.40

6. Select Lever\*

LLL	Less interior and exterior levers	DEDUCT \$76.70
SPA	Sparta	N/C
RHO	Rhodes	N/C
ATH	Athens	N/C
TLR	Tubular	N/C
BRW	Broadway	N/C
BRK	Boardwalk	N/C
LAT	Latitude	N/C
LON	Longitude	N/C

\* Tactile Warning use 8AT for Athens, 8RO for Rhodes, 8SP for Sparta and 8TR for Tubular. \$55.00 per lever. Applied to exterior lever only unless otherwise specified. Not available with 643e finish.

7. Select Finish

626	Satin Chrome	N/C
605	Bright Brass	\$147.00
606	Satin Brass	\$147.00
612	Satin Bronze	\$147.00
619	Satin Nickel	\$147.00
625	Bright Chrome	\$147.00
643e	Aged Bronze	\$147.00
626AM	Satin Chrome Antimicrobial	\$190.00

8. Select Cylinder Type

P6 ●△	With Cylinder, Schlage- (Everest 29 S123, 6 Pin KIL standard)	N/C
L	Less Cylinder, Schlage, Falcon, 6 Pin KIL	DEDUCT \$75.00
R ●□	With Cylinder, Schlage 6-Pin (Everest 29 S123 standard) FSIC	\$86.00
J	Less Cylinder, Schlage, 6 Pin FSIC	DEDUCT \$42.00
G ●□	With Cylinder, Schlage 7-Pin (Everest 29R standard) (factory master keyed only) SFIC	\$97.00
B	Less Cylinder, Schlage, Falcon, Competitive OEM's, 7 Pin (SFIC)	N/C
LSAR	Less Cylinder, Sargent (10L + 11L), 6 Pin KIL (Only RHO, 8RO, SPA, 8SP, TLR, 8TR, ATH, 8AT lever styles)	N/C
LCO6	Less Cylinder, Corbin, 6 Pin KIL (Only RHO, 8RO, SPA, 8SP lever styles)	N/C
JSAR	Less Cylinder, Sargent 6300, 6 Pin FSIC	N/C
JCO6	Less Cylinder, Corbin 8000, 6 Pin FSIC	N/C
JCO7	Less Cylinder, Corbin 8000-7, 7 Pin FSIC, (Only RHO, 8RO, SPA, 8SP, TLR and 8TR)	N/C
JMED	Less Cylinder, Medeco 32*0201, 6 Pin FSIC (Only RHO, 8RO, SPA, 8SP lever styles)	N/C
JYA6	Less Cylinder, Yale 1210 or Medeco 31*0100, 6 Pin FSIC	N/C
JYA7	Less Cylinder, Yale 1220, 7 Pin FSIC (Only RHO, 8RO, SPA, 8SP lever styles)	N/C
LFA7	Less Cylinder, Falcon, 7 Pin, KIL (Only RHO, 8RO, SPA, 8SP lever styles)	N/C

● Master Keyed cylinders can be specified and will be shipped in lock packaging. For Master Keying System Summary form which should accompany the master keyed order, see page 285.

△ For Master Keying, additional line item 50-210 is required, \$23.30 each.

□ Control Keys for installation/removal of interchangeable cores are not furnished and must be ordered separate.

For additional assistance on Master Keying as well as restricted keyways please contact customer service.

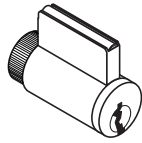


CO-250-MS-70-MSK

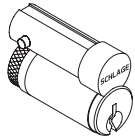


CO-250-MS-70-MS

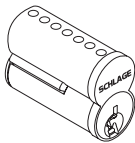
Full Cylinder  
P6 L L-SAR L-FA7



Full Size  
Interchangeable Core  
R J J SAR JCO6 JYA6  
JCO7



Small Format  
Interchangeable Core  
G B



**9. Select Keying Type**

Open Keyway Families: KIL or FSIC <sup>2</sup>		
<b>S123</b>	Everest 29 S (Key in Lever or FSIC)	<b>STANDARD</b>
<b>C123</b>	Everest C	<b>N/C</b>
<b>C/CE/E/EF/ F/ FG/ G</b>	Classic Obverse	<b>N/C</b>
Restricted Keyway Families: KIL or FSIC <sup>1,2</sup>		
<b>29 T</b>	Everest 29 T	<b>\$22.00</b>
<b>D</b>	Everest D	<b>\$22.00</b>
<b>Classic Restricted</b>	Quad, Numbered, Reverse	<b>\$22.00</b>
Restricted Keyway Families: SFIC <sup>3</sup>		
<b>29 R</b>	Everest 29 R	<b>N/C</b>
<b>B</b>	Everest B	<b>N/C</b>

<sup>1</sup> Everest Restricted Keyways require a Letter of Authorization to be submitted with the order. See sample Letter of Authorization, see page 297.

<sup>2</sup> Full Size key systems (Everest 29 S & T, Everest C & D, Obverse & Quad) are available in Primus and Primus XP key system and must be ordered separately. Lock should be ordered less cylinder and Primus cylinder should be a separate line.

<sup>3</sup> Master Keyed cylinders can be specified and will be shipped in lock packaging. For Master Keying System Summary form which should accompany the master keyed order, see page 285.

**10. Select Handing (Field Reversible)**

<b>RH</b>	Right Handed	<b>N/C</b>
<b>LH</b>	Left Handed	<b>N/C</b>
<b>RHR</b>	Right Handed Reverse	<b>N/C</b>
<b>LHR</b>	Left Handed Reverse	<b>N/C</b>

**11. Select Battery**

<b>4B</b>	4AA Battery Kit	<b>STANDARD</b>
-----------	-----------------	-----------------

**12. Select Mortise Lock Armor Front**

<b>LLL</b>	Less Armor Front	<b>DEDUCT \$19.80</b>
<b>09-663</b>	1-1/4" Wide Square Corner, Latch for MS	<b>STANDARD</b>
<b>09-669</b>	1-1/16" Wide Square Corner, Latch, options for MS	<b>N/C</b>
<b>09-666</b>	1-1/4" Wide Square Corner, Latch x Deadbolt for MD	<b>STANDARD</b>
<b>09-672</b>	1-1/16" Wide Square Corner, Latch x Deadbolt, Options for MD	<b>N/C</b>

**13. Select Strike Plate**

<b>LLL</b>	Less Strike	<b>DEDUCT \$15.50</b>
<b>10-072</b>	1-1/4" x 4-7/8" Square Corner + box; 1-3/16" lip length	<b>STANDARD</b>
<b>10-072xx</b>	1-1/4" x 4-7/8" Square Corner + box; specify lip length (xx) as 1" or 1-1/2"	<b>N/C</b>
<b>10-072xx</b>	1-1/4" x 4-7/8" Square Corner + box; specify lip length (xx) as 1-3/4"	<b>\$36.90</b>
<b>10-075 ●</b>	1/2" Rabbeted	<b>\$123.00</b>
<b>37-015</b>	Strike Frame Reinforcer, specify 37-015	<b>N/C</b>

● For 1-3/4" thick doors, use wide armor front. For over 1-3/4" thick door extended equally (EE) use 1-1/4" wide armor front.

△ Extended leadtime, consult customer service.

**14. Select Door Thickness**

<b>134</b>	1-3/4"	<b>STANDARD</b>
<b>Example 138</b>	1-3/8" to 2-3/4", Shims included (Specify in 1/8" increments)	<b>\$69.60</b>

Accessories available, see pages 210-211.  
Accessories include Decorative Plates, SUS A-KIT, etc.  
Credentials available, see pages 18-23.



1-3. Select Exit Trim Type\*

CO-250-993R	\$1,875.00
CO-250-993S	\$1,907.00
CO-250-993M	\$1,907.00

\* See page 172 for exit device compatibility. † Metal door only.



CO-250-993R-70-MS



CO-250-993R-70-MSK

4. Select Function

70	Classroom/Storeroom	STANDARD
----	---------------------	----------

5. Select Reader (Note: CO-Series readers are not interchangeable)

MS	Magnetic Stripe (Swipe)	N/C
MSK	Magnetic Stripe (Swipe) + Keypad	\$78.90

6. Select Lever\*

LLL	Less interior and exterior levers	DEDUCT \$27.10
SPA	Sparta	N/C
RHO	Rhodes	N/C
ATH	Athens	N/C
TLR	Tubular	N/C
BRW	Broadway	N/C
BRK	Boardwalk	N/C
LAT	Latitude	N/C
LON	Longitude	N/C

\* Tactile Warning use BAT for Athens, BRO for Rhodes, BSP for Sparta and BTR for Tubular. \$55.00 per lever. Applied to exterior lever only unless otherwise specified. Not available with 643e finish.

7. Select Finish

626	Satin Chrome	N/C
605	Bright Brass	\$147.00
606	Satin Brass	\$147.00
612	Satin Bronze	\$147.00
619	Satin Nickel	\$147.00
625	Bright Chrome	\$147.00
643e	Aged Bronze	\$147.00
626AM	Satin Chrome Antimicrobial	\$190.00

8. Select Cylinder Type

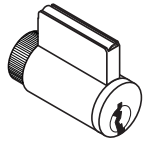
P6 ●△	With Cylinder, Schlage- (Everest 29 S123, 6 Pin KIL standard)	N/C
L	Less Cylinder, Schlage, Falcon, 6 Pin KIL	DEDUCT \$75.00
R ●□	With Cylinder, Schlage 6-Pin (Everest 29 S123 standard) FSIC	\$86.00
J	Less Cylinder, Schlage, 6 Pin FSIC	DEDUCT \$42.00
G ●□	With Cylinder, Schlage 7-Pin (Everest 29R standard) (factory master keyed only) SFIC	\$97.00
B	Less Cylinder, Schlage, Falcon, Competitive OEM's, 7 Pin (SFIC)	N/C
LSAR	Less Cylinder, Sargent (10L + 11L), 6 Pin KIL (Only RHO, BRO, SPA, BSP, TLR, BTR, ATH, BAT lever styles)	N/C
LC06	Less Cylinder, Corbin, 6 Pin KIL (Only RHO, BRO, SPA, BSP lever styles)	N/C
JSAR	Less Cylinder, Sargent 6300, 6 Pin FSIC	N/C
JC06	Less Cylinder, Corbin 8000, 6 Pin FSIC	N/C
JC07	Less Cylinder, Corbin 8000-7, 7 Pin FSIC, (Only RHO, BRO, SPA, BSP, TLR and BTR)	N/C
JMED	Less Cylinder, Medeco 32*0201, 6 Pin FSIC (Only RHO, BRO, SPA, BSP lever styles)	N/C
JYA6	Less Cylinder, Yale 1210 or Medeco 31*0100, 6 Pin FSIC	N/C
JYA7	Less Cylinder, Yale 1220, 7 Pin FSIC (Only RHO, BRO, SPA, BSP lever styles)	N/C
LFA7	Less Cylinder, Falcon, 7 Pin, KIL (Only RHO, BRO, SPA, BSP lever styles)	N/C

● Master Keyed cylinders can be specified and will be shipped in lock packaging. For Master Keying System Summary form which should accompany the master keyed order, see page 285.

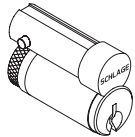
△ For Master Keying, additional line item 50-210 is required, \$23.30 each.

□ Control Keys for installation/removal of interchangeable cores are not furnished and must be ordered separate. For additional assistance on Master Keying as well as restricted keyways please contact customer service.

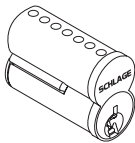
Full Cylinder  
P6 L L-SAR L-FA7



Full Size  
Interchangeable Core  
R J J SAR JCO6 JYA6  
JCO7



Small Format  
Interchangeable Core  
G B



**9. Select Keying Type**

Open Keyway Families: KIL or FSIC <sup>2</sup>		
<b>S123</b>	Everest 29 S (Key in Lever or FSIC)	<b>STANDARD</b>
<b>C123</b>	Everest C	<b>N/C</b>
<b>C/CE/E/EF/ F/ FG/ G</b>	Classic Obverse	<b>N/C</b>
Restricted Keyway Families: KIL or FSIC <sup>1,2</sup>		
<b>29 T</b>	Everest 29 T	<b>\$22.00</b>
<b>D</b>	Everest D	<b>\$22.00</b>
<b>Classic Restricted</b>	Quad, Numbered, Reverse	<b>\$22.00</b>
Restricted Keyway Families: SFIC <sup>3</sup>		
<b>29 R</b>	Everest 29 R	<b>N/C</b>
<b>B</b>	Everest B	<b>N/C</b>

<sup>1</sup> Everest Restricted Keyways require a Letter of Authorization to be submitted with the order. See sample Letter of Authorization, see page 297.

<sup>2</sup> Full Size key systems (Everest 29 S & T, Everest C & D, Obverse & Quad) are available in Primus and Primus XP key system and must be ordered separately. Lock should be ordered less cylinder and Primus cylinder should be a separate line.

<sup>3</sup> Master Keyed cylinders can be specified and will be shipped in lock packaging. For Master Keying System Summary form which should accompany the master keyed order, see page 285.

**10. Select Handing (Field Reversible)**

<b>RHR</b>	Right Handed Reverse	<b>N/C</b>
<b>LHR</b>	Left Handed Reverse	<b>N/C</b>

**11. Select Battery**

<b>4B</b>	4AA Battery Kit	<b>STANDARD</b>
-----------	-----------------	-----------------

**12. - 13. No Selection Required**

**14. Select Door Thickness**

<b>134</b>	1-3/4"	<b>STANDARD</b>
<b>Example 200</b>	1-3/4" to 2-3/4", (Specify in 1/8" increments)	<b>\$69.60</b>

**CO-Series Exit Trim**

The CO-100 Exit Trim comes with a universal mounting plate and is compatible with the following exit devices:

**Von Duprin 98/99, 98/99XP**

Rim, Concealed Vertical Rod (metal door only), Concealed Vertical Cable (metal door only), Surface Vertical Rod, Mortise.

**Von Duprin 22/22F**

Rim, Surface Vertical Rod

**Falcon 25 - Rim**

**Sargent 80 Series** (Narrow design & reversible rim exits not compatible) - Rim

**Corbin Russwin 5000 Series - Rim**

**Yale 7000 - Rim**

**Dorma 9300 - Rim**

**Precision 21 - Rim** (2100 converts to 21 with Precision's BP21 kit)

**Note:** CO-Series Non-Functioning "Dummy" Exit Trim now available. Please see pages 208-209 for details

Accessories available, see pages 210-211.

Accessories include Decorative Plates, SUS A-KIT, etc.

Credentials available, see pages 18-23.

Pricing/product description subject to change without notice.

**1-3. Select Chassis/ Exit Trim Type\***

<b>CO-993DT</b>	Dummy Trim with Dummy Reader Cover for Exit Rim/ <sup>†</sup> Concealed Vertical Rod/ <sup>†</sup> Concealed Vertical Cable/ Surface Vertical Rod/Mortise Lock	<b>\$849.00</b>
-----------------	---	-----------------

\* See page 172 for exit device compatibility. <sup>†</sup> Metal door only.



CO993DT

**4. Select Lever\***

<b>LLL</b>	Less interior and exterior levers	<b>DEDUCT \$27.10</b>
<b>SPA</b>	Sparta	<b>N/C</b>
<b>RHO</b>	Rhodes	<b>N/C</b>
<b>ATH</b>	Athens	<b>N/C</b>
<b>TLR</b>	Tubular	<b>N/C</b>
<b>BRW</b>	Broadway	<b>N/C</b>
<b>BRK</b>	Boardwalk	<b>N/C</b>
<b>LAT</b>	Latitude	<b>N/C</b>
<b>LON</b>	Longitude	<b>N/C</b>

\* Tactile Warning use 8AT for Athens, 8RO for Rhodes, 8SP for Sparta and 8TR for Tubular. \$55.00 per lever. Applied to exterior lever only unless otherwise specified. Not available with 643e finish.

**5. Select Finish**

<b>626</b>	Satin Chrome	<b>N/C</b>
<b>605</b>	Bright Brass	<b>\$147.00</b>
<b>606</b>	Satin Brass	<b>\$147.00</b>
<b>612</b>	Satin Bronze	<b>\$147.00</b>
<b>619</b>	Satin Nickel	<b>\$147.00</b>
<b>625</b>	Bright Chrome	<b>\$147.00</b>
<b>643e</b>	Aged Bronze	<b>\$147.00</b>
<b>626AM</b>	Satin Chrome Antimicrobial	<b>\$190.00</b>

**6. Select Cylinder Type**

<b>P6</b> ● △	With Cylinder, Schlage- (Everest 29 S123, 6 Pin KIL standard)	<b>N/C</b>
<b>L</b>	Less Cylinder, Schlage, Falcon, 6 Pin KIL	<b>DEDUCT \$75.00</b>
<b>R</b> ● □	With Cylinder, Schlage 6-Pin (Everest 29 S123 standard) FSIC	<b>\$86.00</b>
<b>J</b>	Less Cylinder, Schlage, 6 Pin FSIC	<b>DEDUCT \$42.00</b>
<b>G</b> ● □	With Cylinder, Schlage 7-Pin (Everest 29R standard) (factory master keyed only) SFIC	<b>\$97.00</b>
<b>B</b>	Less Cylinder, Schlage, Falcon, Competitive OEM's, 7 Pin (SFIC)	<b>N/C</b>
<b>L SAR</b>	Less Cylinder, Sargent (10L + 11L), 6 Pin KIL (Only RHO, 8RO, SPA, 8SP, TLR, 8TR, ATH, 8AT lever styles)	<b>N/C</b>
<b>L CO6</b>	Less Cylinder, Corbin, 6 Pin KIL (Only RHO, 8RO, SPA, 8SP lever styles)	<b>N/C</b>
<b>J SAR</b>	Less Cylinder, Sargent 6300, 6 Pin FSIC	<b>N/C</b>
<b>J CO6</b>	Less Cylinder, Corbin 8000, 6 Pin FSIC	<b>N/C</b>
<b>J CO7</b>	Less Cylinder, Corbin 8000-7, 7 Pin FSIC, (Only RHO, 8RO, SPA, 8SP, TLR and 8TR)	<b>N/C</b>
<b>J MED</b>	Less Cylinder, Medeco 32*0201, 6 Pin FSIC (Only RHO, 8RO, SPA, 8SP lever styles)	<b>N/C</b>
<b>J YA6</b>	Less Cylinder, Yale 1210 or Medeco 31*0100, 6 Pin FSIC	<b>N/C</b>
<b>J YA7</b>	Less Cylinder, Yale 1220, 7 Pin FSIC (Only RHO, 8RO, SPA, 8SP lever styles)	<b>N/C</b>
<b>L FA7</b>	Less Cylinder, Falcon, 7 Pin, KIL (Only RHO, 8RO, SPA, 8SP lever styles)	<b>N/C</b>

● Master Keyed cylinders can be specified and will be shipped in lock packaging. For Master Keying System Summary form which should accompany the master keyed order, see page 285.

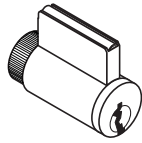
△ For Master Keying, additional line item 50-210 is required, \$23.30 each.

□ Control Keys for installation/removal of interchangeable cores are not furnished and must be ordered separate.

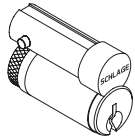
For additional assistance on Master Keying as well as restricted keyways please contact customer service.



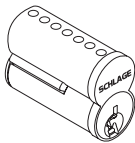
Full Cylinder  
P6 L L-SAR L-FA7



Full Size  
Interchangeable Core  
R J J SAR JCO6 JYA6  
JCO7



Small Format  
Interchangeable Core  
G B



**7. Select Keying Type**

Open Keyway Families: KIL or FSIC <sup>2</sup>		
<b>S123</b>	Everest 29 S (Key in Lever or FSIC)	<b>STANDARD</b>
<b>C123</b>	Everest C	<b>N/C</b>
<b>C/CE/E/EF/F/FG/G</b>	Classic Obverse	<b>N/C</b>
Restricted Keyway Families: KIL or FSIC <sup>1,2</sup>		
<b>29 T</b>	Everest 29 T	<b>\$22.00</b>
<b>D</b>	Everest D	<b>\$22.00</b>
<b>Classic Restricted</b>	Quad, Numbered, Reverse	<b>\$22.00</b>
Restricted Keyway Families: SFIC <sup>3</sup>		
<b>29 R</b>	Everest 29 R	<b>N/C</b>
<b>B</b>	Everest B	<b>N/C</b>

<sup>1</sup> Everest Restricted Keyways require a Letter of Authorization to be submitted with the order. See sample Letter of Authorization, see page 297.

<sup>2</sup> Full Size key systems (Everest 29 S & T, Everest C & D, Obverse & Quad) are available in Primus and Primus XP key system and must be ordered separately. Lock should be ordered less cylinder and Primus cylinder should be a separate line.

<sup>3</sup> Master Keyed cylinders can be specified and will be shipped in lock packaging. For Master Keying System Summary form which should accompany the master keyed order, see page 285.

**8. Select Handing (Field Reversible)**

<b>RHR</b>	Right Handed Reverse	<b>N/C</b>
<b>LHR</b>	Left Handed Reverse	<b>N/C</b>

**9. - 10. No Selection Required**

**11. Select Door Thickness**

<b>134</b>	1-3/4"	<b>STANDARD</b>
<b>Example 200</b>	1-3/4" to 2-3/4", (Specify in 1/8" increments)	<b>\$69.60</b>

**CO-Series Exit Trim**

The CO-100 Exit Trim comes with a universal mounting plate and is compatible with the following exit devices:

**Von Duprin 98/99, 98/99XP**

Rim, Concealed Vertical Rod (metal door only), Concealed Vertical Cable (metal door only), Surface Vertical Rod, Mortise.

**Von Duprin 22/22F**

Rim, Surface Vertical Rod

**Falcon 25 - Rim**

**Sargent 80 Series** (Narrow design & reversible rim exits not compatible) - Rim

**Corbin Russwin 5000 Series - Rim**

**Yale 7000 - Rim**

**Dorma 9300 - Rim**

**Precision 21 - Rim** (2100 converts to 21 with Precision's BP21 kit)

Accessories available, see pages 210-211.

Accessories include Decorative Plates, SUS A-KIT, etc.

Credentials available, see pages 18-23.

## CO-Series Accessories



Product ID	Product Description	Product Specification	Price
<b>Android Cable (For use with SUS Android App)</b>			
47282796 SUS A-KIT	USB and 2-PIN Android Cable	Used to connect Android device to USB and 2-PIN locks and accessories.	See page 166

### Handheld Device Accessory

HH-USB	USB Replacement Cable	Used to connect Handheld Device to USB locks and accessories.	\$69.10
--------	-----------------------	---	---------

### Handheld Device Accessories (Legacy Product Support)

HH-2PIN SERIAL	Serial Cable	Used to connect current model HHD (BM170) directly to legacy serial products without the need of a CIP	\$170.00
HH-SERIAL	Serial Cable*	Used to connect previous model HHD (BM150) with CIP to program serial products.	\$152.00
PIMWA-CV	Null Converter	Used to connect Handheld Device to WA Series PIM, using HH-SERIAL Serial Cable. (compatible to current and previous model HHDs)	\$30.60
P512112	Computer Interface Module (CIP)*	Used to program serial products using HH-SERIAL Serial Cable.	\$392.00
P101203	CIP with iButton Reader*	Used to program serial products using HH-SERIAL Serial Cable.	\$413.00

\* Not compatible to current HHD (BM170)

### Reader Module Accessories

510310	Magnetic Stripe Cleaning Cards		See page 230
--------	--------------------------------	--	--------------

### Battery Holder & Cover Kit - (Select by Chassis Type) - (Please specify FINISH - Example: 4B-CM-626)

Cylindrical			
4B-CM (23599202)	Battery Holder Kit (Includes 4AA Battery Holder with Cable, 4AA Battery Strap, (2) Battery Strap Screws, 4AA Battery Cover, Cover Screw, Torx Cover Screw)		See page 242
Mortise			
4B-CM (23599202)	Battery Holder Kit (Includes 4AA Battery Holder with Cable, 4AA Battery Strap, (2) Battery Strap Screws, 4AA Battery Cover, Cover Screw, Torx Cover Screw)		See page 242
Exit			
4B-E (23599285)	Battery Holder Kit (Includes 4AA Battery Holder with Cable, 4AA Battery Strap, (2) Battery Strap Screws, 4AA Battery Cover, Cover Screw, Torx Cover Screw)		See page 242

### Decorative Plate - (Select by Size) - (Please specify FINISH - Example: 23760283-626)

23631823	1.5" x 3.25" x .105" Decorative Plate (with Screws) - (Exit Trim)		See page 240
23760267	1.7" x 3.5" x .075" Decorative Plate (with Screws)		See page 240
23760283	3.2" x 3.5" x .075" Decorative Plate (with Screws)		See page 240
23760317	6.0" x 3.5" x .075" Decorative Plate (with Screws)		See page 240
23760325	6.6" x 3.5" x .075" Decorative Plate (with Screws)		See page 240
23760309	8.0" x 3.5" x .075" Decorative Plate (with Screws)		See page 240
23760291	8.0" x 3.5" x .075" Decorative Plate (with Screws and Welded Standoff)		See page 240
23760259*	10.5" x 3.5" x .075" Decorative Plate (no Screws necessary) - (Under Lock)		See page 240
23760275*	12.0" x 3.5" x .075" Decorative Plate (no Screws necessary) - (Under Lock)		See page 240

\*Please consider overall Door Thickness when ordering

**Note:** Single Decorative Plate. Interior and Exterior Decorative Plates may be required.

**Note:** Decorative Plates may have multiple applications. Please refer to AD-Series Retrofit Template Overlay guide at [www.schlage.com/support](http://www.schlage.com/support) for more information

Available Finishes: 626 Satin Chrome Standard. Please consult Customer Care for 605 Bright Brass or 643E Aged Bronze.

### Shim Plates

23599368	Interior Shim Plate		See page 242
23458599	Exterior Shim Plate		See page 242

**Note:** Device is 0.063" thick

Product ID	Product Description	Price
<b>Installation Tools</b>		
<b>40-286</b>	Universal Clamp	<b>\$546.00</b>
<b>40-289</b>	CO Series mortise lock installation template	<b>\$1,224.00</b>
<b>40-291</b>	Universal mortise door position switch (DPS) installation template	<b>\$168.00</b>
<b>40-290</b>	CO Series cylindrical lock installation template	<b>\$1,224.00</b>
<b>40-292</b>	Universal cylindrical door position switch (DPS) installation template	<b>\$175.00</b>

**Note:** The universal clamp above is necessary when using the remaining products to ensure hole placement accuracy. The "Universal" (Clamp & DPS) products are for use in all CO, AD and LE product installations.

### CO-200 Standalone Accessories

#### Express Level Software Package

<b>SXPR-SFT-1</b>	Express Offline Lock Software	Recommended for offline locks of fewer than 1000 users and/or 100 access points. Reporting of last 1000 events capability will retrieve audit trails. Must be installed on a computer that meets the minimum requirements (refer to software datasheet)	<b>\$565.00</b>
-------------------	-------------------------------	---	-----------------

**Note:** Refer to Software Levels Datasheet for features and details

#### Express Level Software Package Accessories

<b>P512112</b>	Express Computer Interface Module	Used to program legacy CM/CL/KC products, using HH-SERIAL Serial Cable	<b>\$392.00</b>
<b>P101203</b>	Express Computer Interface Module (with iButton)	Used to connect PC/laptop to access device	<b>\$413.00</b>
<b>P394548</b>	Express Female to Female Serial Cable	Used to connect P101203 Computer Interface Module to PC/laptop	<b>\$76.60</b>
<b>SDB9USBCBL</b>	Express Male DB9 to USB 6" Cable Adapter	Used to connect a USB Port device to a Serial Port device	<b>\$122.00</b>
<b>CRM2</b>	Express Magnetic Stripe Enrollment Reader		<b>\$837.00</b>
<b>CRP2</b>	Express Proximity Enrollment Reader		<b>\$675.00</b>

#### Express Installation & Training

<b>SCH-EXP-INST</b>	Express Installation & Training	Includes software installation and training. Provided by Allegion Security & Safety Consultant remotely from factory. (No discounts apply)	<b>\$506.00</b>
---------------------	---------------------------------	--	-----------------

### CO-220 Classroom Lockdown Accessories

<b>24744856</b>	Remote lockdown fob	Can be paired with up to ten locks	<b>\$167.00</b>
-----------------	---------------------	------------------------------------	-----------------

### CO-250 Standalone Accessories

<b>CL-ENCODER-2</b>	Campus Lock Magnetic Stripe Encoder	ISO compatible high/low coercivity with female/male serial cable.	<b>\$5,239.00</b>
---------------------	-------------------------------------	---	-------------------

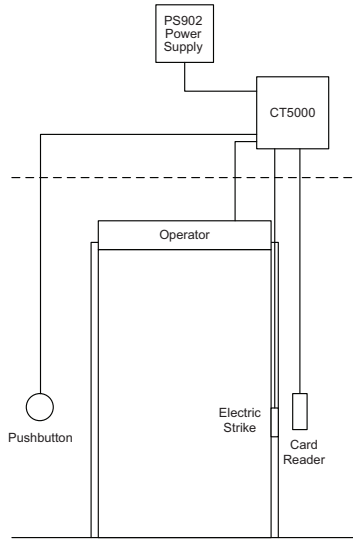
# CT5000

The CT5000 is an indoor, offline single opening controller. It is flexible and works with various card reader technologies. With the correct power supply, the CT5000 controller works with various types of locking hardware, including electric strikes, electro-magnetic locks, or EL exit devices.

If networked functionality is required in the future, the CT5000 can be upgraded to a WRI-400 by upgrading the firmware and adding one incremental piece of hardware. This provides greater adaptability in the field.

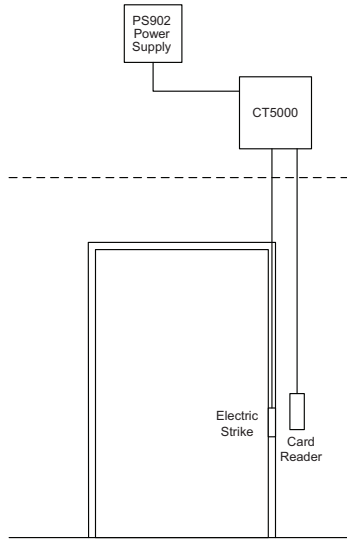
### Perimeter Door Application

The CT5000 can be used for perimeter door applications with an automatic operator, electric strike and card reader



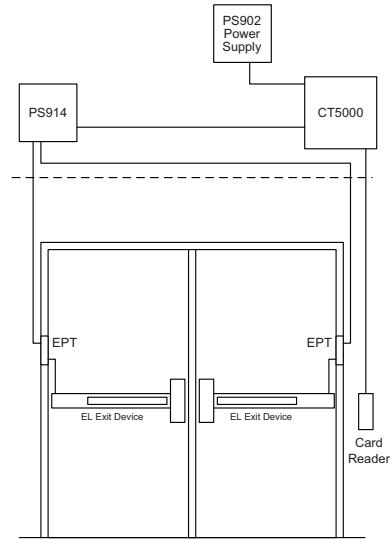
### Narrow Stile Application

For narrow stile applications the CT5000 can be used with an electric strike and card reader



### Panic Device Application

The CT5000 and a card reader along with the Von Duprin 914 Power Supply can control two EL exit devices for double door applications



**Note:** All hardware shown above including exit devices, electric strikes, auto operators, power supplies, push buttons, etc. are sold separately.

## Certifications

- UL 294
- Canada UL
- FCC Part 15
- Canada RSS – 210
- RoHS

**Features**

- Supports up to 5000 users and audits
- Comes standard with 15 foot USB remote cable connector
- Programmed using Schlage Handheld Device (HHD) via USB connection or with the SUS A-KIT and Schlage Utility Software Android App.
- Power is hardwired
- Three form C relay outputs (for strike, auxiliary, and alarm)
- Supports Request to exit (remote release) and Door Position Switch input.
- Card functions supported: normal, toggle, freeze, pass through, construction, lock down, and all card plus PIN applications
- Multiple reader technologies and positions on both sides of the gate/ door
- Internal LED visual indicators (Including low battery and state of the relay)
- Compatible with Schlage Express

**Credential Compatibility**

- Magnetic stripe: field configurable track 1, 2, or 3
- Compatible with Schlage, Xceed ID™, AWID®, HID®, GE/CASI ProxLite®
- 125 kHz Proximity cards: 26a, 34x, 35x, 37x bit formats (reader dependant)
- 13.56 MHz Smart card: 26a,34x, 35x, 37x, 40x, 48x bit format (reader dependant)
- Can read card serial number of Mifare DESfire (reader dependant)

**The following readers are UL294 listed for use with the CT5000:**

- Essex Electronics model KTP-162
- Mercury Security models MR-5 and MR-20
- Schlage (previously XceedID) models PR10, SM10, MT11, MT15, MTK15

<b>CT5000</b>	Offline Controller (15 ft. USB cable standard)	<b>\$1,114.00</b>
<b>PS-902</b>	2 amp Power Supply (Required)	<b>See page 256</b>
<b>SUS A-Kit</b>	Schlage Utility Software Programming Cable (Required)	<b>See page 210</b>
<b>23745565</b>	125 ft. USB cable for CT5000 (Optional)	<b>\$150.00</b>



<b>AD-SERIES PARTS - TABLE OF CONTENTS</b>	
<b>READER MODULE</b>	<b>216</b>
<b>INTERIOR ESCUTCHEON</b>	<b>216</b>
<b>EXTERIOR ESCUTCHEON</b>	<b>216</b>
<b>EXTERIOR GASKET KIT</b>	<b>216</b>
<b>BASE PLATE SUB ASSEMBLY</b>	<b>217</b>
<b>MOUNTING HARDWARE</b>	<b>217</b>
<b>EXTERIOR SPRING CAGE</b>	<b>218</b>
<b>TAILPIECE</b>	<b>219</b>
<b>CYLINDER</b>	<b>221</b>
<b>LEVER</b>	<b>221</b>
<b>STEEL LEVER KITS &amp; PARTS</b>	<b>224</b>
<b>LOCK RETRACTOR</b>	<b>225</b>
<b>STRIKE PLATE</b>	<b>225</b>
<b>MORTISE ARMOR FRONT</b>	<b>225</b>
<b>DOOR THICKNESS KIT</b>	<b>226</b>
<b>MISCELLANEOUS</b>	<b>226</b>

**CONTACT INFORMATION FOR AD-SERIES PARTS**

Payment Address: Schlage Electronic Security  
 15934 Collections Center Drive  
 Chicago, IL 60693

<b>877-671-7011</b>	
<b>Customer Service:</b>	<b>Technical Support:</b>
Order Status, Credit Returns of Non-Defective Products, General Sales Questions	Technical Questions/Issues, Returns of Defective Products, Repairs
Email Orders To: Allegion_Orders@allegion.com	Contact For Technical Assistance: Electronic_Lock_TechProdSupport@allegion.com

Pricing/product description subject to change without notice.

**Reader Module - (Please specify FINISH - Example: KP-626)**

New Part Number	Original Part Number	Description	List Price
	KP	Keypad Only Reader Module	See page 166
	MG	Magnetic Stripe (Insert) Reader Module - (Track 1, 2, or 3)	See page 166
	MGK	Magnetic Stripe (Insert) with Keypad Reader Module - (Track 1, 2, or 3)	See page 166
	MS	Magnetic Stripe (Swipe) Reader Module - (Track 1, 2, or 3)	See page 166
	MSK	Magnetic Stripe (Swipe) with Keypad Reader Module - (Track 1, 2, or 3)	See page 166
	MT	Multi-Technology Reader Module - (125 kHz Proximity and 13.56 MHz Smart)	See page 166
	MTK	Multi-Technology with Keypad Reader Module - (125 kHz Proximity and 13.56 MHz Smart)	See page 166
	SI	Smart Technology iClass Compatible Reader	See page 166
	SIK	Smart Technology iClass Compatible Reader + Keypad	See page 166
	FMK	FIPS Multi-Technology with Keypad Reader Module - (125 kHz Proximity and 13.56 MHz Smart)	See page 166
	DT	Dummy Trim Reader Cover	See page 166

**Reader Module Screws - (Please specify DOOR THICKNESS - Example: 46928511-138 for 1-3/8")**

46928511	Screws, Reader Module Assembly - (1-3/8", 1-1/2", 1-5/8", 1-3/4", 1-7/8", 2", 2-1/8", 2-1/4", 2-3/8", 2-1/2", 2-5/8", and 2-3/4")	\$11.80
----------	---	---------

**Magnetic Swipe Cleaning Cards**

510310	Magnetic Stripe Cleaning Cards	\$45.50
--------	--------------------------------	---------

**Interior Escutcheon - (Select by Chassis Type) - (Please specify FINISH - Example: 46929014-626)**

Cylindrical		
46929014	Interior Escutcheon (with Baseplate Screws)	\$88.10
Mortise		
46929014	Interior Escutcheon (with Baseplate Screws)	\$88.10
Mortise Deadbolt		
46929022	Interior Escutcheon (with Baseplate Screws)	\$88.10
Exit		
46929279	Interior Escutcheon (with Baseplate Screws)	\$68.60

**Interior Baseplate Gasket**

46928982	Interior Baseplate Gasket	\$39.50
----------	---------------------------	---------

**USB Cover Plug, 10-Piece Bulk Pack**

46928719	46928719	USB Cover Plug (10-Piece Bulk Pack)	29.30
47258550	New	USB Cover Plug, Exit (10-Piece Bulk Pack)	29.30
47253409	New	Cable, USB, AD/CO, Exit	25.90

**Exterior Escutcheon - (Select by Chassis Type) - (Please specify FINISH - Example: 46928743-626)**

Cylindrical			
46928743	46928743	Exterior Escutcheon (with Baseplate Screws)	\$146.00
Mortise			
46928743	46928750 46928743	Exterior Escutcheon (with Baseplate Screws)	\$146.00
Exit			
47258398	46928750 46928743	Exterior Escutcheon (with Baseplate Screws)	\$146.00

**Exterior Escutcheon, 10-Piece Bulk Pack - (Select by Chassis Type) - (Please specify FINISH - Example: 23608532-626)**

Cylindrical			
23608532	23608532	Exterior Escutcheon (with Baseplate Screws)	\$739.00
Mortise			
23608532	23608540 23608532	Exterior Escutcheon (with Baseplate Screws)	\$739.00
Exit			
47260731	23608540 23608532	Exterior Escutcheon (with Baseplate Screws)	\$739.00

**Exterior Gasket Kit - (Select by Chassis Type)**

Cylindrical			
47260740	46929154	Exterior Gasket Kit (Includes Exterior Baseplate Gasket, Spindle Cover Seal, Reader O-Ring)	\$59.10
Mortise			
47260740	46929162	Exterior Gasket Kit (Includes Exterior Baseplate Gasket, Spindle Cover Seal, Reader O-Ring)	\$59.10
Exit			
47260741	46929162	Exterior Gasket Kit (Includes Exterior Baseplate Gasket, Spindle Cover Seal, Reader O-Ring)	\$59.10

Pricing/product description subject to change without notice.



New Part Number	Original Part Number	Description	List Price
<b>Interior Baseplate Sub-Assembly - (Select by Chassis Type) - (Please specify CLASS - Example: 46928990-200)</b>			
<b>Cylindrical</b>			
47261347	46928990	Interior Baseplate Sub-Assembly - (Less Lever, Less Escutcheon, Less Spring Cage)	\$1,076.00
<b>Mortise</b>			
47261347	46928990	Interior Baseplate Sub-Assembly - (Less Lever, Less Escutcheon, Less Spring Cage)	\$1,076.00
<b>Exit</b>			
46929253	46929253	Interior Baseplate Sub-Assembly - (Less Escutcheon, Less Battery Cover, Less Communication Module Cover)	\$781.00
<b>Exterior Baseplate Sub-Assembly - (Select by Chassis Type) - (Please specify CYLINDER DETAIL - Example: 46928529-LD)</b>			
<b>Cylindrical</b>			
47260732	46928529	Exterior Baseplate Sub-Assembly - (Less Lever, Less Cylinder, Less Escutcheon)	\$910.00
<b>Mortise</b>			
47260738	46928537	Exterior Baseplate Sub-Assembly - (Less Lever, Less Cylinder, Less Escutcheon)	\$951.00
<b>Exit</b>			
47260739	46928545	Exterior Baseplate Sub-Assembly - (Less Lever, Less Cylinder, Less Escutcheon)	\$910.00
<b>Interior Baseplate Spacer for SVR</b>			
<b>Exit</b>			
	46929238	Interior Baseplate Spacer for SVR (with Baseplate Mounting Screws, Surface Mount Screws)	\$54.80
<b>Interior Wireless Cover Spacer for SVR</b>			
<b>Exit</b>			
	46929246	Interior Wireless Cover Spacer for SVR (with Surface Mount Screw)	\$39.50
<b>Interior Mounting Plate</b>			
	46929030	Interior Mounting Plate (with Screws)	\$59.10
<b>Exit Device Mounting Plate - (Please specify FINISH - Example: 46929220-626)</b>			
<b>Exit</b>			
<b>Obsolete</b>	46929220	Exit Device Mounting Plate (with (2) Baseplate Mounting Screws)	\$88.10
<b>Exit Device Mounting Hardware Kit -</b>			
<b>(Please specify Device Type (993R, 993S or 993M), DOOR THICKNESS, FINISH - Example: 46929287-993M-626-134)</b>			
<b>Exit</b>			
47260744	46929287	Exit Device Mounting Hardware Kit (Upper Mounting Bolts, Lower Mounting Sex-Bolts, Reader Mounting Bolts, Finish Washers, Screws)	\$98.20
<b>Interior Spring Cage</b>			
47260743	46929006	Interior Spring Cage (with Screws)	\$66.20

Pricing/product description subject to change without notice.

**Exterior Spring Cage (with Screws) - (Select by Chassis Type, Cylinder OEM, Cylinder Type, Cylinder Detail)**

Cylindrical			
New Part Number	Original Part Number	Description	List Price
47258543	46928552	Schlage, KIL, P6/L	\$82.40
	46928552	Schlage, FSIC, R/J	
	46928560	Schlage, SFIC, G/B	
	23845969	Falcon, KIL, L-FA7 (7-PIN)	
	46928586	Corbin Russwin, FSIC, J-CO6 (6-PIN)	
	23990674	Corbin Russwin, FSIC, J-CO7 (7-PIN)	
	46928578	Sargent, KIL, L-SAR (6-PIN)	
	46928586	Sargent, FSIC, J-SAR (6-PIN)	
47258544	24281735	Medeco, FSIC, J-MED (6-PIN)	\$394.00
	46928644	Yale, FSIC, J-YA6 (6-PIN)	
	24281768	Yale, FSIC, J-YA7 (7-PIN)	
Mortise			
47258543	46928602	Schlage, KIL, P6/L	\$82.40
	46928610	Schlage, FSIC, R/J	
	46928560	Schlage, SFIC, G/B	
	23845977	Falcon, KIL, L-FA7 (7-PIN)	
	46928636	Corbin Russwin, FSIC, J-CO6 (6-PIN)	
	23988033	Corbin Russwin, FSIC, J-CO7 (7-PIN)	
	46928628	Sargent, KIL, L-SAR (6-PIN)	
	46928636	Sargent, FSIC, J-SAR (6-PIN)	
47258544	24281735	Medeco, FSIC, J-MED (6-PIN)	\$394.00
	46928644	Yale, FSIC, J-YA6 (6-PIN)	
	24281768	Yale, FSIC, J-YA7 (7-PIN)	
Exit			
47258545	46928651	Schlage, KIL, P6/L (Steel Levers)	\$200.00
	46928553	Schlage, FSIC, R/J (Steel Levers)	
	46928669	Schlage, SFIC, G/B (Steel Levers)	
	23779838	Falcon, KIL, L-FA7 (7-PIN) (Steel Levers) - (Except ATH, 8AT Lever Style)	
	46928693	Corbin Russwin, FSIC, J-CO6 (6-PIN) (Steel Levers)	
	23988017	Corbin Russwin, FSIC, J-CO7 (7-PIN) (Steel Levers) - (Except ATH, 8AT Lever Style)	
	46928677	Sargent, KIL, L-SAR (6-PIN) (Steel Levers)	
	46928685	Sargent, FSIC, J-SAR (6-PIN) (Steel Levers)	
47258546	24289902	Medeco, FSIC, J-MED (6-PIN)	\$396.00
	46928701	Yale, FSIC, J-YA6 (6-PIN) (Steel Levers)	
	24289928	Yale, FSIC, J-YA7 (7-PIN)	

**Exterior Spring Cage & Tailpiece Kit (for Schlage), 10-Piece Bulk Pack - (Select by Chassis, Cylinder OEM, Cylinder Type, Cylinder Detail)**

Cylindrical			
New Part Number	Original Part Number	Description	List Price
47259238	23593270	Schlage, KIL, P6/L	\$815.00
47259239	23593288	Schlage, FSIC, R/J	\$815.00
47259240	23593304	Schlage, SFIC, G/B	\$815.00
Mortise			
47259238	23593346	Schlage, KIL, P6/L	\$815.00
47259239	23593353	Schlage, FSIC, R/J	\$815.00
47259240	23593304	Schlage, SFIC, G/B	\$815.00
Exit			
47259249	23593271	Schlage, KIL, P6/L	\$815.00
47259250	23593272	Schlage, FSIC, R/J	\$2,712.00
47259248	23593437	Schlage, SFIC, G/B	\$1,456.00
	23593510		

Pricing/product description subject to change without notice.

**Exterior Spring Cage & Tailpiece Kit (for Non-Schlage), Single Piece -  
(Select by Chassis Type, Cylinder OEM, Cylinder Type, Cylinder Detail)**
**Cylindrical**

New Part Number	Original Part Number	Description	List Price
47259244	23845985	Falcon, KIL, L-FA7 (7-PIN)	\$98.40
47259242	23593320	Corbin Russwin, FSIC, J-CO6 (6-PIN)	\$428.00
	23990666	Corbin Russwin, FSIC, J-CO7 (7-PIN)	
47259241	23593312	Sargent, KIL, L-SAR (6-PIN)	\$399.00
47259242	23593320	Sargent, FSIC, J-SAR (6-PIN)	\$428.00
47259245	24281792	Medeco, FSIC, J-MED (6-PIN)	\$449.00
47259243	23593395	Yale, FSIC, J-YA6 (6-PIN)	\$449.00
47259246	24281826	Yale, FSIC, J-YA7 (7-PIN)	\$394.00

**Mortise**

47259244	23845923	Falcon, KIL, L-FA7 (7-PIN)	\$98.40
47259242	23593387	Corbin Russwin, FSIC, J-CO6 (6-PIN)	\$428.00
	23988041	Corbin Russwin, FSIC, J-CO7 (7-PIN)	
47259241	23593379	Sargent, KIL, L-SAR (6-PIN)	\$399.00
47259242	23593387	Sargent, FSIC, J-SAR (6-PIN)	\$428.00
47259245	24281792	Medeco, FSIC, J-MED (6-PIN)	\$449.00
47259243	23593395	Yale, FSIC, J-YA6 (6-PIN)	\$449.00
47259246	24281826	Yale, FSIC, J-YA7 (7-PIN)	\$394.00

**Exit**

47259254	23810872	Falcon, KIL, L-FA7 (7-PIN)	\$104.00
47259252	23593274	Corbin Russwin, FSIC, J-CO6 (6-PIN)	\$428.00
	23988025	Corbin Russwin, FSIC, J-CO7 (7-PIN) - (Except ATH, 8AT Lever Styles)	
47259251	23593273	Sargent, KIL, L-SAR (6-PIN)	\$399.00
47259252	23593274	Sargent, FSIC, J-SAR (6-PIN)	\$428.00
47259255	24289936	Medeco, FSIC, J-MED (6-PIN)	\$434.00
47259253	23593275	Yale, FSIC, J-YA6 (6-PIN)	\$434.00
47259257	24289944	Yale, FSIC, J-YA7 (7-PIN)	\$371.00

**Tailpiece (For Cylinder) - (Select by Chassis Type, Cylinder OEM, Cylinder Type, Cylinder Detail)**
**Cylindrical**

47258186	C604-243	Schlage, KIL, P6/L - (Everest/Primus/Modular Cylinders)	\$2.40*
	C603-524	Schlage, KIL, P6/L - (Classic Cylinders)	
23446339	23446339	Schlage, FSIC, R/J	\$6.50
47258182	23779820	Falcon, KIL, L-FA7 (7-PIN)	\$28.50
47258187	46929456	Universal, SFIC, B/BDC	\$18.40
47258180	23433634	Corbin Russwin, FSIC, J-CO6 (6-PIN)	\$43.80
	23854516	Corbin Russwin, FSIC, J-CO7 (7-PIN)	
47258179	23433626	Sargent, KIL, L-SAR (6-PIN) - (Compatible with 10L and 11L)	\$6.70
47258180	23433634	Sargent, FSIC, J-SAR (6-PIN)	\$43.80
47258183	23810898	Medeco, FSIC, J-MED (6-PIN)	\$102.40
47258181	23760366	Yale, FSIC, J-YA6 (6-PIN) - (Compatible with Medeco 31)	\$56.00
47258184	23929722	Yale, FSIC, J-YA7 (7-PIN)	\$37.80
23446347	23446347	Universal, SFIC, G/H	\$16.20
47258185	new	Corbin Russwin, KIL L-CO6	\$17.20

**Mortise**

47258186	23538077	Schlage, KIL, P6/L - (Everest/Primus/Modular Cylinders)	\$2.40*
	23538085	Schlage, KIL, P6/L - (Classic Cylinders)	
23446339	23446339	Schlage, FSIC, R/J	\$6.50
47258182	23779820	Falcon, KIL, L-FA7 (7-PIN)	\$28.50
47258187	46929456	Universal, SFIC, B/BDC	\$18.40
47258180	23443435	Corbin Russwin, FSIC, J-CO6 (6-PIN)	\$43.80
	23854516	Corbin Russwin, FSIC, J-CO7 (7-PIN)	
47258179	23443427	Sargent, KIL, L-SAR (6-PIN) - (Compatible with 10L and 11L)	\$6.70
47258180	23443435	Sargent, FSIC, J-SAR (6-PIN)	\$43.80
47258183	23810898	Medeco, FSIC, J-MED (6-PIN)	\$102.40
47258181	23760366	Yale, FSIC, J-YA6 (6-PIN) - (Compatible with Medeco 31)	\$56.00
47258184	23929722	Yale, FSIC, J-YA7 (7-PIN)	\$37.80
23446347	23446347	<b>Universal, SFIC, G/H</b>	\$16.20
47258185	new	<b>Corbin Russwin, KIL L-CO6</b>	\$17.20

\*This part is shared with Schlage mechanical and defaults to the Schlage mechanical discount.

Pricing/product description subject to change without notice.

**Tailpiece (for cylinder) - (Select by Chassis Type, Cylinder OEM, Cylinder Type, Cylinder Detail) (continued)**

Exit			
New Part Number	Original Part Number	Description	List Price
47258186	23538077	Schlage, KIL, P6/L - (Everest/Primus/Modular Cylinders)	\$2.40*
	23538085	Schlage, KIL, P6/L - (Classic Cylinders)	
23446339	23446339	Schlage, FSIC, R/J	\$6.50
47258182	23779820	Falcon, KIL, L-FA7 (7-PIN)	\$28.50
47258187	46929456	Universal, SFIC, B/BDC	\$18.40
23446347	N523-091	Universal, SFIC, G/H	\$16.20
47258180	23443435	Corbin Russwin, FSIC, J-CO6 (6-PIN)	\$43.80
	23854516	Corbin Russwin, FSIC, J-CO7 (7-PIN)	
47258179	23443427	Sargent, KIL, L-SAR (6-PIN)	\$6.70
47258180	23443435	Sargent, FSIC, J-SAR (6-PIN)	\$43.80
47258183	23810898	Medeco, FSIC, J-MED (6-PIN)	\$102.40
47258181	23760366	Yale, FSIC, J-YA6 (6-PIN) - (Compatible with Medeco 31)	\$56.00
47258184	23929722	Yale, FSIC, J-YA7 (7-PIN)	\$37.80
23446347	23446347	Universal, SFIC, G/H	\$16.20
47258187	09-774	AD/CO, SFIC, B/BDC	\$18.40
47258185	new	<b>Corbin Russwin, KIL L-CO6</b>	\$17.20

**Tailpiece Kit- (for Exterior Escutcheon into Exit Device)**

Exit Trim			
	46929303	Tailpiece Kit (Includes Tailpiece, Tailpiece Guide, Pine Tree Clip)	\$23.40

**Tailpiece Kit, 10-Piece Bulk Pack - (Select by Chassis Type, Cylinder OEM, Cylinder Type, Cylinder Detail)**

Cylindrical			
09-418	09-418	Schlage, KIL, P6/L - (Classic Cylinders)	\$15.80
09-417	09-417	Schlage, KIL, P6/L - (Everest/Primus/Modular Cylinders)	\$15.80
23790611	23790611	Falcon, KIL, P6/L	\$26.60
Mortise			
09-418	46928768	Schlage, KIL, P6/L - (Classic Cylinders)	\$15.80
09-417	46928776	Schlage, KIL, P6/L - (Everest/Primus/Modular Cylinders)	\$15.80
23790611	new	<b>Falcon, KIL, P6/L</b>	\$26.60
Exit			
09-418	46928768	Schlage, KIL, P6/L - (Classic Cylinders)	\$15.80
09-417	46928776	Schlage, KIL, P6/L - (Everest/Primus/Modular Cylinders)	\$15.80
23790611	new	<b>Falcon, KIL, P6/L</b>	\$26.60

**Cylinder - (Select by Chassis Type, Cylinder Mechanism, Cylinder Type, Cylinder Detail)**

Cylindrical			
	23-013	Classic, KIL, P6 - (Only ATH, 8AT Lever Styles)	\$75.00*
	23-030	Classic, FSIC, R (Open)	\$85.60
	23-030	Classic, FSIC, R (Restricted)	\$108.00
	20-750	Primus, KIL, P6 - (Only ATH, 8AT Lever Styles)	\$163.00
	20-740	Primus, FSIC, R	\$173.00
	20-550	Primus UL, KIL, P6 - (Only ATH, 8AT Lever Styles)	\$213.00
	20-750-XP	Primus XP, KIL, P6 - (Only ATH, 8AT Lever Styles)	\$163.00
	20-740-XP	Primus XP, FSIC, R	\$174.00
	20-550-XP	Primus UL XP, KIL, P6 - (Only ATH, 8AT Lever Styles)	\$213.00
Mortise			
	23-118	Classic, KIL, P6 - (Except ATH, 8AT Lever Styles) (Open)	\$75.00*
	23-118	Classic, KIL, P6 - (Except ATH, 8AT Lever Styles) (Restricted)	\$97.00
	23-030	Classic, FSIC, R (Open)	\$86.00
	20-854	Primus, KIL, P6 - (Except ATH, 8AT Lever Styles)	\$163.00
	20-740	Primus, FSIC, R	\$173.00
	20-554	Primus UL, KIL, P6 - (Except ATH, 8AT Lever Styles)	\$213.00
	20-854-XP	Primus XP, KIL, P6 - (Except ATH, 8AT Lever Styles)	\$213.00
	20-740-XP	Primus XP, FSIC, R	\$174.00
	20-554-XP	Primus UL XP, KIL, P6 - (Except ATH, 8AT Lever Styles)	\$213.00

\*This part is shared with Schlage mechanical and defaults to the Schlage mechanical discount.

**Cylinder - (Select by Chassis Type, Cylinder Mechanism, Cylinder Type, Cylinder Detail) (continued)**

Exit			
New Part Number	Original Part Number	Description	List Price
	<b>23-118</b>	Classic, KIL, P6 - (Except ATH, 8AT Lever Styles) (Open)	<b>\$75.00*</b>
	<b>23-118</b>	Classic, KIL, P6 - (Except ATH, 8AT Lever Styles) (Restricted)	<b>\$97.00</b>
	<b>23-013</b>	Classic, KIL, P6 - (Only ATH, 8AT Lever Styles)	<b>\$75.00*</b>
	<b>23-030</b>	Classic, FSIC, R (Open)	<b>\$86.00</b>
	<b>23-030</b>	Classic, FSIC, R (Restricted)	<b>\$108.00</b>
	<b>20-854</b>	Primus, KIL, P6 - (Except ATH, 8AT Lever Styles)	<b>\$163.00</b>
	<b>20-750</b>	Primus, KIL, P6 - (Only ATH, 8AT Lever Styles)	<b>\$163.00</b>
	<b>20-740</b>	Primus, FSIC, R	<b>\$174.00</b>
	<b>20-554</b>	Primus UL, KIL, P6 - (Except ATH, 8AT Lever Styles)	<b>\$213.00</b>
	<b>20-550</b>	Primus UL, KIL, P6 - (Only ATH, 8AT Lever Styles)	<b>\$213.00</b>
	<b>20-854-XP</b>	Primus XP, KIL, P6 - (Except ATH, 8AT Lever Styles)	<b>\$163.00</b>
	<b>20-750-XP</b>	Primus XP, KIL, P6 - (Only ATH, 8AT Lever Styles)	<b>\$163.00</b>
	<b>20-740-XP</b>	Primus XP, FSIC, R	<b>\$174.00</b>
	<b>20-554-XP</b>	Primus UL XP, KIL, P6 - (Except ATH, 8AT Lever Styles)	<b>\$213.00</b>
	<b>20-550-XP</b>	Primus UL XP, KIL, P6 - (Only ATH, 8AT Lever Styles)	<b>\$213.00</b>

**Interior Lever (Closed) - (Please specify STYLE and FINISH - Example: 03-030-SPA-626)**

<b>03-230</b>	<b>03-030</b>	Inside Lever, Closed - ATH, RHO, SPA, TLR	<b>\$161.00</b>
---------------	---------------	---	-----------------

**Exterior Lever (Less Cylinder) - (Select by Chassis Type, Cylinder OEM, Cylinder Type, Cylinder Detail) - (Please specify STYLE and FINISH - Example: 03-031-SPA-626)**

Cylindrical			
<b>03-231</b>	<b>03-031</b>	Schlage, KIL, P6/L	<b>\$161.00</b>
<b>03-232</b>	<b>03-032</b>	Schlage, FSIC, R/J	<b>\$161.00</b>
<b>03-200</b>	<b>03-000</b>	Schlage, SFIC, G/B	<b>\$161.00</b>
<b>03-280</b>	<b>23779739 (RHO)</b>	Falcon, KIL, L-FA7 (7-PIN)	<b>\$170.00</b>
	<b>23779762 (SPA)</b>		
	<b>23779747 (8RO)</b>		
	<b>23779770 (8SP)</b>		
<b>03-266</b>	<b>03-066</b>	Corbin Russwin, FSIC, J-CO6 (6-PIN)	<b>\$297.00</b>
<b>03-235</b>	<b>23854524 (RHO)</b>	Corbin Russwin, FSIC, J-CO7 (7-PIN)	<b>\$297.00</b>
	<b>23854540 (SPA)</b>		
	<b>23854565 (TLR)</b>		
	<b>23854532 (8RO)</b>		
	<b>23854557 (8SP)</b>		
<b>23854573 (8TR)</b>			
<b>03-244</b>	<b>03-044</b>	Sargent, KIL, L-SAR (6-PIN)	<b>\$297.00</b>
<b>03-277</b>	<b>03-077</b>	Sargent, FSIC, J-SAR (6-PIN)	<b>\$297.00</b>
<b>03-237</b>	<b>09-388</b>	Medeco, FSIC, J-MED (6-PIN)	<b>\$297.00</b>
<b>03-255</b>	<b>09-355</b>	Yale, FSIC, J-YA6 (6-PIN)	<b>\$297.00</b>
<b>03-236</b>	<b>09-399</b>	Yale, FSIC, J-YA7 (7-PIN)	<b>\$297.00</b>
<b>03-234</b>		Corbin Russwin, KIL, L-CO6 (6-PIN)	<b>\$297.00</b>

**New Lever Options**

<b>47258044</b>	<b>NEW</b>	BOARDWALK - Closed	<b>\$161.00</b>
<b>47258052</b>	<b>NEW</b>	BOARDWALK - J	<b>\$161.00</b>
<b>47258048</b>	<b>NEW</b>	BOARDWALK - P6/L	<b>\$161.00</b>
<b>47258040</b>	<b>NEW</b>	BOARDWALK - BDC/B/G/H	<b>\$161.00</b>
<b>47258043</b>	<b>NEW</b>	BROADWAY - Closed	<b>\$161.00</b>
<b>47258051</b>	<b>NEW</b>	BROADWAY - J	<b>\$161.00</b>
<b>47258047</b>	<b>NEW</b>	BROADWAY - P6/L	<b>\$161.00</b>
<b>47258039</b>	<b>NEW</b>	BROADWAY - BDC/B/G/H	<b>\$161.00</b>
<b>47258045</b>	<b>NEW</b>	LATITUDE - Closed	<b>\$161.00</b>
<b>47258053</b>	<b>NEW</b>	LATITUDE - J	<b>\$161.00</b>
<b>47258049</b>	<b>NEW</b>	LATITUDE - P6/L	<b>\$161.00</b>
<b>47258041</b>	<b>NEW</b>	LATITUDE - BDC/B/G/H	<b>\$161.00</b>
<b>47258046</b>	<b>NEW</b>	LONGITUDE - Closed	<b>\$161.00</b>
<b>47258054</b>	<b>NEW</b>	LONGITUDE - J	<b>\$161.00</b>
<b>47258050</b>	<b>NEW</b>	LONGITUDE - P6/L	<b>\$161.00</b>
<b>47258042</b>	<b>NEW</b>	LONGITUDE - BDC/B/G/H	<b>\$161.00</b>
<b>47260554</b>	<b>NEW</b>	BOARDWALK (TACTILE) - Closed	<b>\$216.00</b>
<b>47260546</b>	<b>NEW</b>	BOARDWALK (TACTILE) - J	<b>\$216.00</b>
<b>47260550</b>	<b>NEW</b>	BOARDWALK (TACTILE) - P6/L	<b>\$216.00</b>
<b>47260538</b>	<b>NEW</b>	BOARDWALK (TACTILE) - BDC/B/G/H	<b>\$216.00</b>

Pricing/product description subject to change without notice.

**Exterior Lever (Less Cylinder)-**  
 (Select by Chassis Type, Cylinder OEM, Cylinder Type, Cylinder Detail) -  
 (Please specify STYLE and FINISH - Example: 03-031-SPA-626) (continued)

New Part Number	Original Part Number	Description	List Price
<b>New Lever Options (continued)</b>			
47260553	NEW	BROADWAY (TACTILE) - Closed	\$216.00
47260545	NEW	BROADWAY (TACTILE) - J	\$216.00
47260549	NEW	BROADWAY (TACTILE) - P6/L	\$216.00
47260537	NEW	BROADWAY (TACTILE) - BDC/B/G/H	\$216.00
47260555	NEW	LATITUDE (TACTILE) - Closed	\$216.00
47260547	NEW	LATITUDE (TACTILE) - J	\$216.00
47260551	NEW	LATITUDE (TACTILE) - P6/L	\$216.00
47260539	NEW	LATITUDE (TACTILE) - BDC/B/G/H	\$216.00
47260556	NEW	LONGITUDE (TACTILE) - Closed	\$216.00
47260548	NEW	LONGITUDE (TACTILE) - J	\$216.00
47260552	NEW	LONGITUDE (TACTILE) - P6/L	\$216.00
47260540	NEW	LONGITUDE (TACTILE) - BDC/B/G/H	\$216.00
<b>Mortise</b>			
03-231	09-331	Schlage, KIL, P6/L	\$161.00
03-232	09-332	Schlage, FSIC, RD/J	\$161.00
03-200	03-000	Schlage, SFIC, GD/BD	\$161.00
03-280	09-331	Falcon, KIL, L-FA7 (7-PIN)	\$170.00
03-266	09-366	Corbin Russwin, FSIC, J-CO6 (6-PIN)	\$297.00
03-235	09-366	Corbin Russwin, FSIC, J-CO7 (7-PIN)	\$297.00
03-244	09-344	Sargent, KIL, L-SAR (6-PIN)	\$297.00
03-277	09-377	Sargent, FSIC, J-SAR (6-PIN)	\$297.00
03-237	09-388	Medeco, FSIC, J-MED (6-PIN)	\$297.00
03-255	09-355	Yale, FSIC, J-YA6 (6-PIN)	\$297.00
03-236	09-399	Yale, FSIC, J-YA7 (7-PIN)	\$297.00
03-234	NEW	Corbin Russwin, KIL, L-CO6 (6-PIN)	\$297.00
<b>New Lever Options</b>			
47258044	NEW	BOARDWALK - Closed	\$161.00
47258052	NEW	BOARDWALK - J	\$161.00
47258048	NEW	BOARDWALK - P6/L	\$161.00
47258040	NEW	BOARDWALK - BDC/B/G/H	\$161.00
47258043	NEW	BROADWAY - Closed	\$161.00
47258051	NEW	BROADWAY - J	\$161.00
47258047	NEW	BROADWAY - P6/L	\$161.00
47258039	NEW	BROADWAY - BDC/B/G/H	\$161.00
47258045	NEW	LATITUDE - Closed	\$161.00
47258053	NEW	LATITUDE - J	\$161.00
47258049	NEW	LATITUDE - P6/L	\$161.00
47258041	NEW	LATITUDE - BDC/B/G/H	\$161.00
47258046	NEW	LONGITUDE - Closed	\$161.00
47258054	NEW	LONGITUDE - J	\$161.00
47258050	NEW	LONGITUDE - P6/L	\$161.00
47258042	NEW	LONGITUDE - BDC/B/G/H	\$161.00
47260554	NEW	BOARDWALK (TACTILE) - Closed	\$216.00
47260546	NEW	BOARDWALK (TACTILE) - J	\$216.00
47260550	NEW	BOARDWALK (TACTILE) - P6/L	\$216.00
47260538	NEW	BOARDWALK (TACTILE) - BDC/B/G/H	\$216.00
47260553	NEW	BROADWAY (TACTILE) - Closed	\$216.00
47260545	NEW	BROADWAY (TACTILE) - J	\$216.00
47260549	NEW	BROADWAY (TACTILE) - P6/L	\$216.00
47260537	NEW	BROADWAY (TACTILE) - BDC/B/G/H	\$216.00
47260555	NEW	LATITUDE (TACTILE) - Closed	\$216.00
47260547	NEW	LATITUDE (TACTILE) - J	\$216.00
47260551	NEW	LATITUDE (TACTILE) - P6/L	\$216.00
47260539	NEW	LATITUDE (TACTILE) - BDC/B/G/H	\$216.00
47260556	NEW	LONGITUDE (TACTILE) - Closed	\$216.00
47260548	NEW	LONGITUDE (TACTILE) - J	\$216.00
47260552	NEW	LONGITUDE (TACTILE) - P6/L	\$216.00
47260540	NEW	LONGITUDE (TACTILE) - BDC/B/G/H	\$216.00
<b>Exit</b>			
03-231	03-331	<b>Schlage, KIL, P6/L</b>	\$161.00
03-232	03-332	<b>Schlage, FSIC, R/J</b>	\$161.00
03-200	03-300	<b>Schlage, SFIC, G/B</b>	\$161.00

Pricing/product description subject to change without notice.

**Exterior Lever (Less Cylinder)-  
 (Select by Chassis Type, Cylinder OEM, Cylinder Type, Cylinder Detail) -  
 (Please specify STYLE and FINISH - Example: 03-031-SPA-626) (continued)**

New Part Number	Original Part Number	Description	List Price
<b>Exit (Continued)</b>			
03-280	03-331	Falcon, KIL, L-FA7 (7-PIN)	\$170.00
03-266	03-366	Corbin Russwin, FSIC, J-CO6 (6-PIN)	\$297.00
03-235	03-366	Corbin Russwin, FSIC, J-CO7 (7-PIN)	\$297.00
03-244	03-344	Sargent, KIL, L-SAR (6-PIN)	\$297.00
03-277	03-377	Sargent, FSIC, J-SAR (6-PIN)	\$297.00
03-237	03-388	Medeco, FSIC, J-MED (6-PIN)	\$297.00
03-255	03-355	Yale, FSIC, J-YA6 (6-PIN)	\$297.00
03-236	03-399	Yale, FSIC, J-YA7 (7-PIN)	\$297.00
03-234	NEW	Corbin Russwin, KIL, L-CO6 (6-PIN)	\$297.00
<b>New Lever Options</b>			
47258044	NEW	BOARDWALK - Closed	\$161.00
47258052	NEW	BOARDWALK - J	\$161.00
47258048	NEW	BOARDWALK - P6/L	\$161.00
47258040	NEW	BOARDWALK - BDC/B/G/H	\$161.00
47258043	NEW	BROADWAY - Closed	\$161.00
47258051	NEW	BROADWAY - J	\$161.00
47258047	NEW	BROADWAY - P6/L	\$161.00
47258039	NEW	BROADWAY - BDC/B/G/H	\$161.00
47258045	NEW	LATITUDE - Closed	\$161.00
47258053	NEW	LATITUDE - J	\$161.00
47258049	NEW	LATITUDE - P6/L	\$161.00
47258041	NEW	LATITUDE - BDC/B/G/H	\$161.00
47258046	NEW	LONGITUDE - Closed	\$161.00
47258054	NEW	LONGITUDE - J	\$161.00
47258050	NEW	LONGITUDE - P6/L	\$161.00
47258042	NEW	LONGITUDE - BDC/B/G/H	\$161.00
47260554	NEW	BOARDWALK (TACTILE) - Closed	\$216.00
47260546	NEW	BOARDWALK (TACTILE) - J	\$216.00
47260550	NEW	BOARDWALK (TACTILE) - P6/L	\$216.00
47260538	NEW	BOARDWALK (TACTILE) - BDC/B/G/H	\$216.00
47260553	NEW	BROADWAY (TACTILE) - Closed	\$216.00
47260545	NEW	BROADWAY (TACTILE) - J	\$216.00
47260549	NEW	BROADWAY (TACTILE) - P6/L	\$216.00
47260537	NEW	BROADWAY (TACTILE) - BDC/B/G/H	\$216.00
47260555	NEW	LATITUDE (TACTILE) - Closed	\$216.00
47260547	NEW	LATITUDE (TACTILE) - J	\$216.00
47260551	NEW	LATITUDE (TACTILE) - P6/L	\$216.00
47260539	NEW	LATITUDE (TACTILE) - BDC/B/G/H	\$216.00
47260556	NEW	LONGITUDE (TACTILE) - Closed	\$216.00
47260548	NEW	LONGITUDE (TACTILE) - J	\$216.00
47260552	NEW	LONGITUDE (TACTILE) - P6/L	\$216.00
47260540	NEW	LONGITUDE (TACTILE) - BDC/B/G/H	\$216.00

**Exterior Lever (Less Cylinder), 10-Piece Bulk Pack-  
 (Select by Chassis Type, Cylinder OEM, Cylinder Type, Cylinder Detail) - (Please specify STYLE and FINISH - Example: K103-031-SPA-626)**

<b>Cylindrical</b>			
K103-681	K103-031	Schlage, KIL, P6/L	\$1,233.00*
K103-682	K103-032	Schlage, FSIC, R/J	\$1,468.00*
K103-680	K103-000	Schlage, SFIC, G/B	\$1,468.00*
K103-684	K103-066	Corbin Russwin, FSIC, J-CO6 (6-PIN)	\$2,287.00*
K103-683	K103-044	Sargent, KIL, L-SAR (6-PIN)	\$2,926.00*
K103-685	K103-077	Sargent, FSIC, J-SAR (6-PIN)	\$2,895.00*
K103-687	K109-388	Medeco, FSIC, J-MED (6-PIN)	\$2,930.00
K103-686	K103-055	Yale, FSIC, J-YA6 (6-PIN)	\$2,930.00*
K103-688	K109-399	Yale, FSIC, J-YA7 (7-PIN)	\$2,930.00*
K103-689	NEW	Falcon, KIL, L-FA7 (7-PIN)	\$2,355.00
K103-690	23991086 (RHO)	Corbin Russwin, FSIC, J-CO7 (7-PIN)	\$2,355.00
	23991094 (SPA)		
	23991102 (TLR)		
	23991110 (8RO)		
	23991128 (8SP)		
	23991136 (8TR)		

Pricing/product description subject to change without notice.

**Exterior Lever (Less Cylinder), 10-Piece Bulk Pack-**

(Select by Chassis Type, Cylinder OEM, Cylinder Type, Cylinder Detail) - (Please specify STYLE and FINISH - Example: K103-031-SPA-626)

New Part Number	Original Part Number	Description	List Price
<b>Mortise</b>			
K103-681	K109-331	Schlage, KIL, P6/L	\$1,233.00*
K103-682	K109-332	Schlage, FSIC, R/J	\$1,468.00*
K103-680	K103-000	Schlage, SFIC, G/B	\$1,468.00*
K103-684	K109-366	Corbin Russwin, FSIC, J-CO6 (6-PIN)	\$2,287.00*
K103-683	K109-344	Sargent, KIL, L-SAR (6-PIN)	\$2,926.00*
K103-685	K109-377	Sargent, FSIC, J-SAR (6-PIN)	\$2,895.00*
K103-687	K109-388	Medeco, FSIC, J-MED (6-PIN)	\$2,930.00
K103-686	K109-355	Yale, FSIC, J-YA6 (6-PIN)	\$2,930.00*
K103-688	K109-399	Yale, FSIC, J-YA7 (7-PIN)	\$2,930.00*
K103-689	K109-331	Falcon, KIL, L-FA7 (7-PIN)	\$2,355.00
K103-690	K109-366	Corbin Russwin, FSIC, J-CO7 (7-PIN)	\$2,355.00
<b>Exit</b>			
K103-681	K103-331	Schlage, KIL, P6/L	\$1,233.00*
K103-682	K103-332	Schlage, FSIC, R/J	\$1,468.00*
K103-680	K103-000	Schlage, SFIC, G/B	\$1,468.00*
K103-689	K103-331	Falcon, KIL, L-FA7 (7-PIN)	\$2,287.00
K103-684	K103-366	Corbin Russwin, FSIC, J-CO6 (6-PIN)	\$2,926.00
K103-690	K103-366	Corbin Russwin, FSIC, J-CO7 (7-PIN)	\$2,895.00
K103-683	K103-344	Sargent, KIL, L-SAR (6-PIN)	\$2,930.00*
K103-685	K103-377	Sargent, FSIC, J-SAR (6-PIN)	\$2,930.00*
K103-687	K103-388	Medeco, FSIC, J-MED (6-PIN)	\$2,930.00
K103-686	K103-355	Yale, FSIC, J-YA6 (6-PIN)	\$2,355.00*
K103-688	K103-399	Yale, FSIC, J-YA7 (7-PIN)	\$2,355.00*

\*This part is shared with Schlage mechanical and defaults to the Schlage mechanical discount.

**Steel Lever Kits & Parts**

Obsolete	24274730-AD	Steel Lever Conversion Kit - (Includes Escutcheon Assembly, Spring Cage Assembly, Lever Rotation Stops, Screws, Instructions) - Please specify CLASS, READER, FINISH)	Obsolete
Obsolete			
Obsolete	47250325	Stainless Steel Set Screw for outside Steel Levers (Package of 20)	Obsolete



Part Number	Description	List Price
<b>Lock Retractor - (Select by Chassis Type, Chassis Thickness)</b>		
<b>Cylindrical</b>		
46928800	Retractor	\$394.00
<b>Mortise Case</b>		
46928818	1-1/16" Narrow - (Door Thicknesses 1-3/8" to 1-5/8")	\$506.00
46928826	1-1/4" Standard - (Door Thicknesses 1-3/4" to 2-3/4")	\$506.00
<b>Mortise Case w/ Deadbolt</b>		
46928834	1-1/16" Narrow - (Door Thicknesses 1-3/8" to 1-5/8")	\$639.00
46928842	1-1/4" Standard - (Door Thicknesses 1-3/4" to 2-3/4")	\$639.00

**Spindle & Hub Kit - (Select by Chassis Type)**

<b>Exit</b>		
46929295	Exit Spindle & Hub Kit (Includes Spindle, Spindle Cover, Spindle Hub, Tailpiece, Twisted Tailpiece, Tailpiece Spring, Pine Tree Clip, Screw)	\$49.00

**Spindle Spring**

47256978	Inside Spindle Spring (25 Pack)	\$91.00
----------	---------------------------------	---------

**Deadbolt Thumb Turn Assembly (with E-Clip) - (Please specify FINISH - Example: 46929113-626)**

46929113	Deadbolt Thumb Turn Assembly (with E-Clip)	\$39.50
----------	--	---------

**Strike Plate - Select by Chassis Type - (Please specify FINISH-SHAPE and LIP - Example -10-025-0118-0626)**

<b>Cylindrical</b>		
10-025-1316	ANSI, no box, 1-1/4" x 4-7/8", Standard with 1-3/16" Lip	\$18.00*
10-025-138	ANSI, no box, 1-1/4" x 4-7/8", Standard with Lip 1-3/8" Lip	\$51.60*
10-025-112	ANSI, no box, 1-1/4" x 4-7/8", Standard with 1-1/2" Lip	\$51.60*
10-013-118	Square corner, T-strike, box, 1-1/8" x 2-3/4" with 1-1/8" Lip	\$14.00*
10-013-112	Square corner, T-strike, box, 1-1/8" x 2-3/4" with 1-1/2" Lip	\$19.50*
10-016	Square corner, T-strike, deep box, 1-1/8" x 2-3/4" with 1-1/8" Lip Use with Fire door latch	\$18.50*
K510-066	Box for ANSI strike	\$8.50*
XQ07-351-134	Strike, ANSI, No Box, 1-1/4" x 4-7/8", 1-3/4" Lip Length	\$242.90*
XQ03-494-134	Strike, Square Corner, T-strike, Box, 1-1/8" x 2-3/4", 1-3/4" Lip	\$200.10*
<b>Mortise Deadbolt</b>		
10-072-1316	1-1/4" x 4-7/8" Square corner, box, standard with Lip at 1-3/16", 1", 1-1/2", 1-3/4", or 2"	\$26.50*
10-072-xx	1-1/4" x 4-7/8" Square corner, box, specify lip length (xx) as 1" or 1-1/2"	\$26.50*
10-072-xx	1-1/4" x 4-7/8" Square corner, box, specify lip length (xx) as 1-3/4", 1" or 2"	\$67.80*
10-075	1/2" Rabbeted	\$174.40*
37-015	Strike frame reinforcer	\$29.50

**Mortise Armor Front - (Select by Width, Door Thickness) - (Please specify FINISH: 09-663-626)**

09-663	Armor, 1-1/4" Wide Square Corner, Latch x Auxiliary latch (for door range 1-3/4" to 2-3/4")	\$43.70*
09-666	Armor, 1-1/4" Wide Square Corner, Latch x Auxiliary latch x Deadbolt (for door range 1-3/4" to 2-3/4")	\$43.70*
09-669	Armor, 1-1/16" Wide Square Corner, Latch x Auxiliary latch (for door range 1-3/8" to 1-5/8")	\$43.70*
09-672	Armor, 1-1/16" Wide Square Corner, Latch x Auxiliary latch x Deadbolt (for door range 1-3/8" to 1-5/8")	\$43.70*

\*This part is shared with Schlage mechanical and defaults to the Schlage mechanical discount.

# AD-Series Parts



AD-SERIES PARTS

Part Number	Description	List Price
<b>Door Thickness Kit - (Select by Chassis Type) - (Please specify DOOR THICKNESS - Example: 46929170-134)</b>		
<b>Cylindrical</b>		
46929170-138	1-3/8" Door Thickness Kit (Includes Baseplate Screws, Reader Screws, Spindles, Spring, Pin Wrench, Fire Plate Screw, Shim Plates, Standoffs)	\$193.00
46929170-112	1-1/2" Door Thickness Kit (Includes Baseplate Screws, Reader Screws, Spindles, Spring, Pin Wrench, Fire Plate Screw, Shim Plates, Standoffs)	\$137.00
46929170-158	1-5/8" Door Thickness Kit (Includes Baseplate Screws, Reader Screws, Spindles, Spring, Pin Wrench, Fire Plate Screw, Shim Plates, Standoffs)	\$98.00
46929170-XXX	Door Thickness Kit (Includes Baseplate Screws, Reader Screws, Spindles, Spring, Pin Wrench, Fire Plate Screw, Shim Plates, Standoffs) <b>Must specify door thickness: 1-3/4" to 2-3/4" in 1/8" increments (EXAMPLE: 46929170-134 for a 1-3/4" door)</b>	\$59.10
<b>Mortise</b>		
46929178-138	1-3/8" Door Thickness Kit (Includes Baseplate Screws, Reader Screws, Spindles, Spring, Pin Wrench, Fire Plate Screw, Shim Plates, Standoffs)	\$193.00
46929178-112	1-1/2" Door Thickness Kit (Includes Baseplate Screws, Reader Screws, Spindles, Spring, Pin Wrench, Fire Plate Screw, Shim Plates, Standoffs)	\$137.00
46929178-158	1-5/8" Door Thickness Kit (Includes Baseplate Screws, Reader Screws, Spindles, Spring, Pin Wrench, Fire Plate Screw, Shim Plates, Standoffs)	\$98.20
46929178-XXX	Door Thickness Kit (Includes Baseplate Screws, Reader Screws, Spindles, Spring, Pin Wrench, Fire Plate Screw, Shim Plates, Standoffs) <b>Must specify door thickness: 1-3/4" to 2-3/4" in 1/8" increments (EXAMPLE: 46929178-134 for a 1-3/4" door)</b>	\$59.10
<b>Decorative Plate - (Select by Size) - (Please specify FINISH - Example: 23760283-626)</b>		
23631823	1.5" x 3.25" x .105" Decorative Plate (with Screws) - (Exit Chassis)	\$41.70
23760267	1.7" x 3.5" x .075" Decorative Plate (with Screws)	\$30.60
23760283	3.2" x 3.5" x .075" Decorative Plate (with Screws)	\$47.40
23760317	6.0" x 3.5" x .075" Decorative Plate (with Screws)	\$72.10
23760325	6.6" x 3.5" x .075" Decorative Plate (with Screws)	\$72.10
23760309	8.0" x 3.5" x .075" Decorative Plate (with Screws)	\$73.70
23760291	8.0" x 3.5" x .075" Decorative Plate (with Screws and Welded Standoff)	\$99.70
23760259*	10.5" x 3.5" x .075" Decorative Plate (no Screws necessary) - (Under Lock)	\$95.60
23760275*	12.0" x 3.5" x .075" Decorative Plate (no Screws necessary) - (Under Lock)	\$94.70
*Please consider overall Door Thickness when ordering		
<b>Note:</b> Single Decorative Plate. Interior and Exterior Decorative Plates may be required.		
<b>Note:</b> Decorative Plates may have multiple applications. Please see AD-Series Retrofit Template Overlay guide at <a href="http://www.schlage.com/support">www.schlage.com/support</a> for more information		
Available Finishes: 626 Satin Chrome Standard. Please consult Customer Care for 605 Bright Brass or 643E Aged Bronze.		
<b>Interior Shim Plate - (Select by Class)</b>		
23458607	Interior Shim Plate, AD200/250/300 - (Device is 0.063" thick)	\$34.00
23458565	Interior Shim Plate, AD400 - (Device is 0.063" thick)	\$34.00
<b>Exterior Shim Plate</b>		
23458599	Exterior Shim Plate - (Device is 0.063" thick)	\$26.50
<b>Door Position Switch</b>		
46929121	Door Position Switch	\$37.20
<b>Offline/Hardwired Communication Module Cover - (Select by Function) - (Please specify FINISH - Example: COM200C-626)</b>		
COM200C (23519168)	Offline Communication Module Cover, Cover (Includes Communication Module Cover, Cover Screw, Torx Cover Screw)	See page 166
COM200L (23519184)	Offline/Hardwired Communication Module Cover, Indicator (Includes Off-Line/Hardwired Communication Module Cover with Indicator, Cover Screw, Torx Cover Screw)	See page 166
COM200P (23519176)	Offline/Hardwired Communication Module Cover, Pushbutton (Includes Offline/Hardwired Communication Module Cover with Pushbutton, Cover Screw, Torx Cover Screw)	See page 166
<b>Hardwired Upgrade Kit - (Select by Function) - (Please specify FINISH - Example: COM300L-626)</b>		
COM300L (46928909)	Hardwired Upgrade Kit, Indicator (Includes Hardwired Communication Module, Standoff, Offline/Hardwired Communication Module Cover with Indicator, Cover Screw, Torx Cover Screw)	See page 166
COM300P (46928891)	Hardwired Upgrade Kit, Pushbutton (Includes Hardwired Communication Module, Standoff, Offline/Hardwired Communication Module Cover with Pushbutton, Cover Screw, Torx Cover Screw)	See page 166

Pricing/product description subject to change without notice.

Part Number	Description	List Price
<b>Hardwired Communication Module</b>		
46928958	Hardwired Communication Module (with Fasteners, Jumpers)	\$293.00
<b>Wireless Upgrade Kit - (Select by Function) - (Please specify FINISH - Example: COM400L-GRY)</b>		
COM400L (46928867)	Wireless Upgrade Kit, Indicator (Includes Wireless Communication Module, (2) Standoffs, Wireless Communication Module Cover with Indicator, Cover Screw, Torx Cover Screw, Wireless Foil Gasket)	See page 166
COM400P (46928859)	Wireless Upgrade Kit, Pushbutton (Includes Wireless Communication Module, (2) Standoffs, Wireless Communication Module Cover with Pushbutton, Cover Screw, Torx Cover Screw, Wireless Foil Gasket)	See page 166
<b>Wireless Communication Module Cover - (Select by Function) - (Please specify FINISH - Example: 46928883-GRY)</b>		
46928883	Wireless Communication Module Cover, Indicator (with Screws)	\$68.60
46928875	Wireless Communication Module Cover, Pushbutton (with Screws)	\$78.20
<b>Wireless Communication Module</b>		
46928941	Wireless Communication Module (with Screws, Standoffs)	\$394.00
23848385	Wireless Communication Module with Antenna Connector (with Screws, Standoffs)	\$428.00
<b>Wireless Parts</b>		
46928974	Wireless Foil Gasket	\$23.40
47250326	Terminal Block Kit – (Includes one power connector and ten I/O connectors) supports PIM400, PIB300, TK400, ECK400, GCK400 and WRI400	\$52.30
<b>Battery Holder &amp; Cover Kit - (Select by Battery Quantity) - (Please specify FINISH - Example: 4B-626)</b>		
4B (46929055)	4AA Battery Holder & Cover Kit (Includes 4AA Battery Holder with Cable, 4AA Battery Strap, Battery Strap Screws, 4AA Battery Cover, Cover Screw, Torx Cover Screw)	\$66.10
8B (46929089)	8AA Battery Holder & Cover Kit (Includes 8AA Battery Holder with Cable, 8AA Battery Strap, Battery Strap Screws, 8AA Battery Cover, Cover Screw, Torx Cover Screw)	\$122.00
<b>Battery Holder Kit - (Select by Battery Quantity)</b>		
46929063	4AA Battery Holder Kit (Includes 4AA Battery Holder with Cable, 4AA Battery Strap, Battery Strap Screws)	\$28.50
46929097	8AA Battery Holder Kit (Includes 8AA Battery Holder with Cable, 8AA Battery Strap, Battery Strap Screws)	\$56.60
<b>Battery Parts</b>		
4C (46929071)	4AA Battery Cover (with Screw) - Please specify FINISH - Example: 4C-626)	\$37.80
8C (46929105)	8AA Battery Cover (with Screw) - Please specify FINISH	\$66.10
47250305	Mylar Protective Sticker for 8 Battery Pack (Package of 20)	\$170.00
47250320	AD Battery Cable (Package of 5)	\$27.00
<b>Battery - (Select by Battery Type)</b>		
F206-488	(4) AA Batteries	\$12.50
<i>*Not for use with AD-Series Locks</i>		
<b>Interior Cover Hardware Kit - (Please specify FINISH - Example: 46928966-626)</b>		
46928966	Interior Cover Hardware Kit (Includes (2) Wireless Communication Module Cover Screws, (1) Hardwired Communication Module Cover Screw, (1) 4AA Battery Cover Screw, (1) 8AA Battery Cover Screw)	\$49.00
<b>Torx Tamper Screw Pack - (Select by Chassis Type)</b>		
<b>Cylindrical</b>		
23538812	Torx Tamper Screw Pack	\$47.40
<b>Mortise</b>		
23538820	Torx Tamper Screw Pack	\$37.80
<b>Exit</b>		
23538838	Torx Tamper Screw Pack	\$46.10
<b>Interior Main Board - (Please specify CLASS - Example: 46929048-200 for AD-200)</b>		
46929048	Interior Main Board (with Battery Lead, Coin Cell Battery, (2) Screws)	\$754.00

Pricing/product description subject to change without notice.

Part Number	Description	List Price
<b>Wiring Harness (Interior Main Board to Exterior Board) - (Select by Chassis Type)</b>		
<b>Cylindrical</b>		
46928727	Wiring Harness (Interior Main Board to Exterior Board)	\$60.30
<b>Mortise</b>		
46928727	Wiring Harness (Interior Main Board to Exterior Board)	\$60.30
<b>Exit</b>		
46928735	Wiring Harness (Interior Main Board to Exterior Board)	\$60.30
23536774	RX Adapter	\$56.60

### REX Switch, Leaf Spring and Screws

46929139	REX Switch, Leaf Spring and Screws - (for CY and MS/MD only)	\$39.50
----------	--	---------

### Drill Bit (Same as Legacy)

P511472	Drill Bit for 3/8" VIP/AD-300	\$909.00
---------	-------------------------------	----------

### Request-to-Exit Switch Kit

RX-LC	Von Duprin RX-LC (also called SI-LC or Von Duprin part number 050281)	\$376.00
-------	---	----------

Please see Falcon Price Book for Falcon AE part number 650359

47269269	(WARM) KEYPAD, BASE, KEYPAD + PROX, AD, KIT	\$44.30
47269271	(WARM) KEYPAD, MSK, AD, KIT	\$44.30
47269273	(WARM) KEYPAD, BASE, KEYPAD + MAG READER, AD, KIT	\$44.30
47269275	(WARM) KEYPAD, BASE, KEYPAD ONLY MODULE, AD, KIT	\$44.30
47269170	INSIDE PUSH BUTTON, AD/CO	\$68.60
47269169	MAG READER HEAD, AD	\$146.60

**CO-SERIES PARTS - TABLE OF CONTENTS**

<b>READER MODULE WITH EXTERIOR ESCUTCHEON</b>	<b>230</b>
<b>INTERIOR ESCUTCHEON</b>	<b>230</b>
<b>EXTERIOR ESCUTCHEON</b>	<b>231</b>
<b>BASE PLATE SUB ASSEMBLY</b>	<b>231</b>
<b>MOUNTING HARDWARE</b>	<b>231</b>
<b>INTERIOR SPRING CAGE</b>	<b>231</b>
<b>EXTERIOR SPRING CAGE</b>	<b>232</b>
<b>TAILPIECE</b>	<b>233</b>
<b>CYLINDER</b>	<b>235</b>
<b>LEVER</b>	<b>235</b>
<b>STEEL LEVER KITS &amp; PARTS</b>	<b>239</b>
<b>INTERIOR ROSE</b>	<b>240</b>
<b>LOCK RETRATOR</b>	<b>240</b>
<b>STRIKE PLATE</b>	<b>240</b>
<b>MORTISE ARMOR FRONT</b>	<b>240</b>
<b>DOOR THICKNESS KIT</b>	<b>241</b>
<b>DECORATIVE PLATE</b>	<b>241</b>
<b>MISCELLANEOUS</b>	<b>242</b>

**CONTACT INFORMATION FOR CO-SERIES PARTS**

Payment Address: Schlage Electronic Security  
 15934 Collections Center Drive  
 Chicago, IL 60693

<b>877-671-7011</b>	
<b>Customer Service:</b>	<b>Technical Support:</b>
Order Status, Credit Returns of Non-Defective Products, General Sales Questions	Technical Questions/Issues, Returns of Defective Products, Repairs
Email Orders To: Allegion_Orders@allegion.com	Contact For Technical Assistance: Electronic_Lock_TechProdSupport@allegion.com

Pricing/product description subject to change without notice.

New Part Number	Original Part Number	Description	List Price
<b>Reader Module (with Exterior Escutcheon)-</b>			
<b>(Select by Chassis, Class, Reader Technology) - (Please specify FUNCTION, FINISH, CYLINDER TYPE, HANDING)</b>			
<b>Cylindrical</b>			
EXT-CO-100-CY-xx-KP	EXT-CO-100-CY-xx-KP	CO-100, Keypad Only Reader Module	\$545.00
EXT-CO-200-CY-xx-KP	EXT-CO-200-CY-xx-KP	CO-200, Keypad Only Reader Module	\$805.00
EXT-CO-200-CY-xx-MS	EXT-CO-200-CY-xx-MS	CO-200, Magnetic Stripe (Swipe) Reader Module - (Track 1, 2, or 3)	\$951.00
EXT-CO-200-CY-xx-MSK	EXT-CO-200-CY-xx-MSK	CO-200, Magnetic Stripe (Swipe) with Keypad Reader Module - (Track 1, 2, or 3)	\$1,044.00
EXT-CO-200-CY-xx-PR	EXT-CO-200-CY-xx-PR	CO-200, Proximity Reader Module - (125 kHz Proximity)	\$1,044.00
EXT-CO-200-CY-xx-PRK	EXT-CO-200-CY-xx-PRK	CO-200, Proximity with Keypad Reader Module - (125 kHz Proximity)	\$1,143.00
EXT-CO-250-CY-xx-MS	EXT-CO-250-CY-xx-MS	CO-250, Magnetic Stripe (Swipe) Reader Module - (Track 1, 2, or 3)	\$951.00
EXT-CO-250-CY-xx-MSK	EXT-CO-250-CY-xx-MSK	CO-250, Magnetic Stripe (Swipe) with Keypad Reader Module - (Track 1, 2, or 3)	\$1,044.00
<b>Mortise</b>			
EXT-CO-100-MS-xx-KP	EXT-CO-100-MS-xx-KP	CO-100, Keypad Only Reader Module	\$590.00
EXT-CO-200-MS-xx-KP	EXT-CO-200-MS-xx-KP	CO-200, Keypad Only Reader Module	\$853.00
EXT-CO-200-MS-xx-MS	EXT-CO-200-MS-xx-MS	CO-200, Magnetic Stripe (Swipe) Reader Module - (Track 1, 2, or 3)	\$995.00
EXT-CO-200-MS-xx-MSK	EXT-CO-200-MS-xx-MSK	CO-200, Magnetic Stripe (Swipe) with Keypad Reader Module - (Track 1, 2, or 3)	\$1,090.00
EXT-CO-200-MS-xx-PR	EXT-CO-200-MS-xx-PR	CO-200, Proximity Reader Module - (125 kHz Proximity)	\$1,090.00
EXT-CO-200-MS-xx-PRK	EXT-CO-200-MS-xx-PRK	CO-200, Proximity with Keypad Reader Module - (125 kHz Proximity)	\$1,182.00
EXT-CO-250-MS-xx-MS	EXT-CO-250-MS-xx-MS	CO-250, Magnetic Stripe (Swipe) Reader Module - (Track 1, 2, or 3)	\$995.00
EXT-CO-250-MS-xx-MSK	EXT-CO-250-MS-xx-MSK	CO-250, Magnetic Stripe (Swipe) with Keypad Reader Module - (Track 1, 2, or 3)	\$1,090.00
<b>Mortise Deadbolt</b>			
EXT-CO-200-MD-40-KP	EXT-CO-200-MD-40-KP	CO-200, Keypad Only Reader Module	\$853.00
EXT-CO-200-MD-40-MS	EXT-CO-200-MD-40-MS	CO-200, Magnetic Stripe (Swipe) Reader Module - (Track 1, 2, or 3)	\$995.00
EXT-CO-200-MD-40-MSK	EXT-CO-200-MD-40-MSK	CO-200, Magnetic Stripe (Swipe) with Keypad Reader Module - (Track 1, 2, or 3)	\$1,090.00
EXT-CO-200-MD-40-PR	EXT-CO-200-MD-40-PR	CO-200, Proximity Reader Module - (125 kHz Proximity)	\$1,090.00
EXT-CO-200-MD-40-PRK	EXT-CO-200-MD-40-PRK	CO-200, Proximity with Keypad Reader Module - (125 kHz Proximity)	\$1,182.00
EXT-CO-250-MD-40-MS	EXT-CO-250-MD-40-MS	CO-250, Magnetic Stripe (Swipe) Reader Module - (Track 1, 2, or 3)	\$995.00
EXT-CO-250-MD-40-MSK	EXT-CO-250-MD-40-MSK	CO-250, Magnetic Stripe (Swipe) with Keypad Reader Module - (Track 1, 2, or 3)	\$1,090.00
<b>Exit</b>			
EXT-CO-100-993-xx-KP	New	CO-100, Keypad Only Reader Module	\$545.00
EXT-CO-200-993-xx-KP	New	CO-200, Keypad Only Reader Module	\$805.00
EXT-CO-200-993-xx-MS	New	CO-200, Magnetic Stripe (Swipe) Reader Module - (Track 1, 2, or 3)	\$951.00
EXT-CO-200-993-xx-MSK	New	CO-200, Magnetic Stripe (Swipe) with Keypad Reader Module - (Track 1, 2, or 3)	\$1,044.00
EXT-CO-200-993-xx-PR	New	CO-200, Proximity Reader Module - (125 kHz Proximity)	\$1,044.00
EXT-CO-200-993-xx-PRK	New	CO-200, Proximity with Keypad Reader Module - (125 kHz Proximity)	\$1,143.00
EXT-CO-250-993-xx-MS	New	CO-250, Magnetic Stripe (Swipe) Reader Module - (Track 1, 2, or 3)	\$951.00
EXT-CO-250-993-xx-MSK	New	CO-250, Magnetic Stripe (Swipe) with Keypad Reader Module - (Track 1, 2, or 3)	\$1,044.00
<b>Keypad Membrane</b>			
	44487247	Keypad Membrane	\$44.10
<b>Magnetic Swipe Cleaning Cards</b>			
	510310	Magnetic Stripe Cleaning Cards	\$45.20
<b>Interior Escutcheon - (Select by Chassis Type, Function) - (Please specify FINISH - Example: 23599327-626)</b>			
<b>Cylindrical</b>			
	23599327	Interior Escutcheon, Non-Privacy	\$155.00
	23599335	Interior Escutcheon, Privacy	\$189.00
<b>Mortise</b>			
	23599327	Interior Escutcheon, Non-Privacy	\$155.00
	23599335	Interior Escutcheon, Privacy	\$189.00
<b>Mortise Deadbolt</b>			
	23599343	Interior Escutcheon, Non-Privacy	\$174.00
	23599350	Interior Escutcheon, Privacy	\$189.00
<b>Exit</b>			
	46929279	Interior Escutcheon, Non-Privacy (with (4) Screws)	\$66.70
<b>Interior Baseplate Gasket</b>			
<b>Exit</b>			
	46928982	Interior Baseplate Gasket	\$39.50
<b>USB Cover Plug, 10-Piece Bulk Pack</b>			
46928719	46928719	USB Cover Plug (10-Piece Bulk Pack)	\$29.30
47258550	New	USB Cover Plug, Exit (10-Piece Bulk Pack)	\$29.30
47253409	New	Cable, USB, AD/CO, Exit	\$25.90

Pricing/product description subject to change without notice.

New Part Number	Original Part Number	Description	List Price
<b>Exterior Escutcheon - (Select by Chassis Type, Class, Reader Type) - (Please specify FINISH - Example: 23599053-626)</b>			
<b>Cylindrical</b>			
47260707	23599053	Exterior Escutcheon, CO-100, KP (with (6) Screws)	\$265.00
47260709	23599079	Exterior Escutcheon, CO-200, KP (with (6) Screws)	\$235.00
47260705	23599038	Exterior Escutcheon, CO-200/250, PR/PRK/MS/MSK (with (6) Screws, O-Ring)	\$146.00
<b>Mortise</b>			
47260707	23599061	Exterior Escutcheon, CO-100, KP (with (6) Screws)	\$265.00
47260709	23599087	Exterior Escutcheon, CO-200, KP (with (6) Screws)	\$235.00
47260705	23599046	Exterior Escutcheon, CO-200/250, PR/PRK/MS/MSK (with (6) Screws, O-Ring)	\$146.00
<b>Exit</b>			
47260708	23599061	Exterior Escutcheon, CO-100, KP (with (6) Screws)	\$146.00
47260710	23599087	Exterior Escutcheon, CO-200, KP (with (6) Screws)	\$235.00
47260706	23599046	Exterior Escutcheon, CO-200/250, PR/PRK/MS/MSK (with (6) Screws, O-Ring)	\$146.00
<b>Exterior Gasket Kit - (Select by Chassis Type)</b>			
<b>Cylindrical</b>			
47260740	46929154	Exterior Gasket Kit (Includes Exterior Baseplate Gasket, Spindle Cover Seal, Reader O-Ring)	\$59.10
<b>Mortise</b>			
47260740	46929162	Exterior Gasket Kit (Includes Exterior Baseplate Gasket, Spindle Cover Seal, Reader O-Ring)	\$59.10
<b>Exit</b>			
47260741	46929162	Exterior Gasket Kit (Includes Exterior Baseplate Gasket, Spindle Cover Seal, Reader O-Ring)	\$59.10
<b>Interior Baseplate Sub-Assembly</b>			
<b>Exit</b>			
	23599251	Interior Baseplate Sub-Assembly	\$37.80
<b>Interior Baseplate Spacer for SVR</b>			
<b>Exit</b>			
	46929238	Interior Baseplate Spacer for SVR (with Baseplate Mounting Screws, Surface Mount Screws)	\$54.90
<b>Interior Mounting Plate</b>			
	23599244	Interior Mounting Plate (with Screws)	\$47.20
<b>Exit Device Mounting Plate - (Please specify FINISH - Example: 46929220-626)</b>			
<b>Exit</b>			
<b>Obsolete</b>	46929220	Exit Device Mounting Plate (with (2) Baseplate Mounting Screws)	
<b>Exit Device Mounting Hardware Kit- (Please specify Device Type (993R, 993S or 993M), DOOR THICKNESS, FINISH - Example: 46929287-993M-626-134)</b>			
<b>Exit</b>			
47260744	46929287	Exit Device Mounting Hardware Kit (Upper Mounting Bolts, Lower Mounting Sex-Bolts, Reader Mounting Bolts, Finish Washers, Screws)	\$98.20
<b>Interior Spring Cage (with Screws)</b>			
<b>Cylindrical</b>			
47260717	23599210	Interior Spring Cage (with Screws)	\$56.70
<b>Mortise</b>			
47260717	23599210	Interior Spring Cage (with Screws)	\$56.70

Pricing/product description subject to change without notice.

New Part Number	Original Part Number	Description	List Price
<b>Exterior Spring Cage (with Screws) - (Select by Chassis Type, Cylinder OEM, Cylinder Type, Cylinder Detail)</b>			
<b>Cylindrical</b>			
47258543	46928552	Schlage, KIL, P6/L	\$82.40
	46928552	Schlage, FSIC, R/J	
	46928560	Schlage, SFIC, G/B	
	23845969	Falcon, KIL, L-FA7 (7-PIN)	
	46928586	Corbin Russwin, FSIC, J-CO6 (6-PIN)	
	23990674	Corbin Russwin, FSIC, J-CO7 (7-PIN)	
	46928578	Sargent, KIL, L-SAR (6-PIN)	
	46928586	Sargent, FSIC, J-SAR (6-PIN)	
47258544	24281735	Medeco, FSIC, J-MED (6-PIN)	\$394.00
	46928644	Yale, FSIC, J-YA6 (6-PIN)	
	24281768	Yale, FSIC, J-YA7 (7-PIN)	
<b>Mortise</b>			
47258543	46928602	Schlage, KIL, P6/L	\$82.40
	46928610	Schlage, FSIC, R/J	
	46928560	Schlage, SFIC, G/B	
	23845977	Falcon, KIL, L-FA7 (7-PIN)	
	46928636	Corbin Russwin, FSIC, J-CO6 (6-PIN)	
	23988033	Corbin Russwin, FSIC, J-CO7 (7-PIN)	
	46928628	Sargent, KIL, L-SAR (6-PIN)	
	46928636	Sargent, FSIC, J-SAR (6-PIN)	
47258544	24281735	Medeco, FSIC, J-MED (6-PIN)	\$394.00
	46928644	Yale, FSIC, J-YA6 (6-PIN)	
	24281768	Yale, FSIC, J-YA7 (7-PIN)	
<b>Exit</b>			
47258545	46928651	Schlage, KIL, P6/L (Steel Levers)	\$200.00
	46928553	Schlage, FSIC, R/J (Steel Levers)	
	46928669	Schlage, SFIC, G/B (Steel Levers)	
	23779838	Falcon, KIL, L-FA7 (7-PIN) (Steel Levers) - (Except ATH, 8AT Lever Style)	
	46928693	Corbin Russwin, FSIC, J-CO6 (6-PIN) (Steel Levers)	
	23988017	Corbin Russwin, FSIC, J-CO7 (7-PIN) (Steel Levers) - (Except ATH, 8AT Lever Style)	
	46928677	Sargent, KIL, L-SAR (6-PIN) (Steel Levers)	
	46928685	Sargent, FSIC, J-SAR (6-PIN) (Steel Levers)	
47258546	24289902	Medeco, FSIC, J-MED (6-PIN)	\$396.00
	46928701	Yale, FSIC, J-YA6 (6-PIN) (Steel Levers)	
	24289928	Yale, FSIC, J-YA7 (7-PIN)	

<b>Exterior Spring Cage &amp; Tailpiece Kit (for Schlage), 10-Piece Bulk Pack - (Select by Chassis, Cylinder OEM, Cylinder Type, Cylinder Detail)</b>			
<b>Cylindrical</b>			
47259238	23593270	Schlage, KIL, P6/L	\$815.00
47259239	23593288	Schlage, FSIC, R/J	\$815.00
47259240	23593304	Schlage, SFIC, G/B	\$815.00
<b>Mortise</b>			
47259238	23593346	Schlage, KIL, P6/L	\$815.00
47259239	23593353	Schlage, FSIC, R/J	\$815.00
47259240	23593304	Schlage, SFIC, G/B	\$815.00
<b>Exit</b>			
47259249	23593271	Schlage, KIL, P6/L	\$1,815.00
47259250	23593272	Schlage, FSIC, R/J	\$2,712.00
47259248	23593437	Schlage, SFIC, G/B	\$1,456.00
	23593510		

Pricing/product description subject to change without notice.



New Part Number	Original Part Number	Description	List Price
<b>Exterior Spring Cage &amp; Tailpiece Kit (for Non-Schlage), Single Piece - (Select by Chassis Type, Cylinder OEM, Cylinder Type, Cylinder Detail)</b>			
<b>Cylindrical</b>			
47259244	23845985	Falcon, KIL, L-FA7 (7-PIN)	\$98.00
47259242	23593320	Corbin Russwin, FSIC, J-CO6 (6-PIN)	\$428.00
	23990666	Corbin Russwin, FSIC, J-CO7 (7-PIN)	
47259241	23593312	Sargent, KIL, L-SAR (6-PIN)	\$399.00
47259242	23593320	Sargent, FSIC, J-SAR (6-PIN)	\$428.00
47259245	24281792	Medeco, FSIC, J-MED (6-PIN)	\$449.00
47259243	23593395	Yale, FSIC, J-YA6 (6-PIN)	\$449.00
47259246	24281826	Yale, FSIC, J-YA7 (7-PIN)	\$394.00
<b>Mortise</b>			
47259244	23845923	Falcon, KIL, L-FA7 (7-PIN)	\$98.00
47259242	23593387	Corbin Russwin, FSIC, J-CO6 (6-PIN)	\$428.00
	23988041	Corbin Russwin, FSIC, J-CO7 (7-PIN)	
47259241	23593379	Sargent, KIL, L-SAR (6-PIN)	\$399.00
47259242	23593387	Sargent, FSIC, J-SAR (6-PIN)	\$428.00
47259245	24281792	Medeco, FSIC, J-MED (6-PIN)	\$449.00
47259243	23593395	Yale, FSIC, J-YA6 (6-PIN)	\$449.00
47259246	24281826	Yale, FSIC, J-YA7 (7-PIN)	\$394.00
<b>Exit</b>			
47259254	23810872	Falcon, KIL, L-FA7 (7-PIN)	\$104.00
47259252	23593274	Corbin Russwin, FSIC, J-CO6 (6-PIN)	\$428.00
	23988025	Corbin Russwin, FSIC, J-CO7 (7-PIN) - (Except ATH, BAT Lever Styles)	
47259251	23593273	Sargent, KIL, L-SAR (6-PIN)	\$399.00
47259252	23593274	Sargent, FSIC, J-SAR (6-PIN)	\$428.00
47259255	24289936	Medeco, FSIC, J-MED (6-PIN)	\$434.00
47259253	23593275	Yale, FSIC, J-YA6 (6-PIN)	\$434.00
47259257	24289944	Yale, FSIC, J-YA7 (7-PIN)	\$371.00
<b>Tailpiece - (Select by Chassis Type, Cylinder OEM, Cylinder Type, Cylinder Detail)</b>			
<b>Cylindrical</b>			
47258186	C604-243	Schlage, KIL, P6/L - (Everest/Primus/Modular Cylinders)	\$2.40*
	C603-524	Schlage, KIL, P6/L - (Classic Cylinders)	
23446339	23446339	Schlage, FSIC, J,R,T	\$7.00
47258182	23779820	Falcon, KIL, L-FA7 (7-PIN)	\$28.50
47258187	46929456	Universal, SFIC, B/BDC	\$18.40
47258180	23433634	Corbin Russwin, FSIC, J-CO6 (6-PIN)	\$43.80
	23854516	Corbin Russwin, FSIC, J-CO7 (7-PIN)	
47258179	23433626	Sargent, KIL, L-SAR (6-PIN) - (Compatible with 10L and 11L)	\$6.70
47258180	23433634	Sargent, FSIC, J-SAR (6-PIN)	\$43.80
47258183	23810898	Medeco, FSIC, J-MED (6-PIN)	\$102.40
47258181	23760366	Yale, FSIC, J-YA6 (6-PIN) - (Compatible with Medeco 31)	\$56.00
47258184	23929722	Yale, FSIC, J-YA7 (7-PIN)	\$37.80
23446347	23446347	Universal, SFIC, G/H	\$16.20
47258185	new	Corbin Russwin, KIL L-CO6	\$17.20
<b>Mortise</b>			
47258186	23538077	Schlage, KIL, P6/L - (Everest/Primus/Modular Cylinders)	\$2.40*
	23538085	Schlage, KIL, P6/L - (Classic Cylinders)	
23446339	23446339	Schlage, FSIC, J,R,T	\$6.50
47258182	23779820	Falcon, KIL, L-FA7 (7-PIN)	\$28.00
47258187	46929456	Universal, SFIC, B/BDC	\$18.00
47258180	23443435	Corbin Russwin, FSIC, J-CO6 (6-PIN)	\$44.00
	23854516	Corbin Russwin, FSIC, J-CO7 (7-PIN)	
47258179	23443427	Sargent, KIL, L-SAR (6-PIN) - (Compatible with 10L and 11L)	\$7.00
47258180	23443435	Sargent, FSIC, J-SAR (6-PIN)	\$44.00
47258183	23810898	Medeco, FSIC, J-MED (6-PIN)	\$103.00
47258181	23760366	Yale, FSIC, J-YA6 (6-PIN) - (Compatible with Medeco 31)	\$56.00
47258184	23929722	Yale, FSIC, J-YA7 (7-PIN)	\$37.00
23446347	23446347	Universal, SFIC, G/H	\$16.00
47258185	new	Corbin Russwin, KIL L-CO6	\$17.00

\*This part is shared with Schlage mechanical and defaults to the Schlage mechanical discount.

Pricing/product description subject to change without notice.

New Part Number	Original Part Number	Description	List Price
<b>Tailpiece (for cylinder) - (Select by Chassis Type, Cylinder OEM, Cylinder Type, Cylinder Detail) - (continued)</b>			
<b>Exit</b>			
47258186	23538077	Schlage, KIL, P6/L - (Everest/Primus/Modular Cylinders)	\$2.40*
	23538085	Schlage, KIL, P6/L - (Classic Cylinders)	
23446339	23446339	Schlage, FSIC, J,R,T	\$6.40
47258182	23779820	Falcon, KIL, L-FA7 (7-PIN)	\$28.90
47258187	46929456	Universal, SFIC, B/BDC	\$18.20
23446347	N523-091	Universal, SFIC, G/H	\$13.90
47258180	23443435	Corbin Russwin, FSIC, J-CO6 (6-PIN)	\$43.90
	23854516	Corbin Russwin, FSIC, J-CO7 (7-PIN)	
47258179	23443427	Sargent, KIL, L-SAR (6-PIN)	\$6.40
47258180	23443435	Sargent, FSIC, J-SAR (6-PIN)	\$43.90
47258183	23810898	Medeco, FSIC, J-MED (6-PIN)	\$103.00
47258181	23760366	Yale, FSIC, J-YA6 (6-PIN) - (Compatible with Medeco 31)	\$55.60
47258184	23929722	Yale, FSIC, J-YA7 (7-PIN)	\$37.50
23446347	23446347	Universal, SFIC, G/H	\$16.10
47258187	09-774	AD/CO., SFIC, B/BDC	\$18.20
47258185	new	Corbin Russwin, KIL L-CO6	\$17.10

**Tailpiece Kit - (for Exterior Escutcheon into Exit Device)**

<b>Exit Trim</b>			
	46929303	Tailpiece Kit (Includes Tailpiece, Tailpiece Guide, Pine Tree Clip)	\$23.50

**Tailpiece Kit, 10-Piece Bulk Pack - (Select by Chassis Type, Cylinder OEM, Cylinder Type, Cylinder Detail)**

<b>Cylindrical</b>			
09-418	09-418	Schlage, KIL, P6/L - (Classic Cylinders)	\$16.10
09-417	09-417	Schlage, KIL, P6/L - (Everest/Primus/Modular Cylinders)	\$16.10
23790611	23790611	Falcon, KIL, P6/L	\$26.80
<b>Mortise</b>			
09-418	46928768	Schlage, KIL, P6/L - (Classic Cylinders)	\$16.10
09-417	46928776	Schlage, KIL, P6/L - (Everest/Primus/Modular Cylinders)	\$16.10
23790611	new	<b>Falcon, KIL, P6/L</b>	\$26.80
<b>Exit</b>			
09-418	46928768	Schlage, KIL, P6/L - (Classic Cylinders)	\$16.10
09-417	46928776	Schlage, KIL, P6/L - (Everest/Primus/Modular Cylinders)	\$16.10
23790611	new	<b>Falcon, KIL, P6/L</b>	\$26.80

\*This part is shared with Schlage mechanical and defaults to the Schlage mechanical discount.

New Part Number	Original Part Number	Description	List Price
<b>Cylinder - (Select by Chassis Type, Cylinder Mechanism, Cylinder Type, Cylinder Detail)</b>			
<b>Cylindrical</b>			
	<b>23-013</b>	Classic, KIL, P6 - (Only ATH, 8AT Lever Styles)	<b>\$75.00*</b>
	<b>23-030</b>	Classic, FSIC, R - (Open)	<b>\$86.00</b>
	<b>23-030</b>	Classic, FSIC, R - (Restricted)	<b>\$108.00</b>
	<b>20-750</b>	Primus, KIL, P6 - (Only ATH, 8AT Lever Styles)	<b>\$163.00</b>
	<b>20-740</b>	Primus, FSIC, R	<b>\$173.00</b>
	<b>20-550</b>	Primus UL, KIL, P6 - (Only ATH, 8AT Lever Styles)	<b>\$213.00</b>
	<b>20-750-XP</b>	Primus XP, KIL, P6 - (Only ATH, 8AT Lever Styles)	<b>\$163.00</b>
	<b>20-740-XP</b>	Primus XP, FSIC, R	<b>\$173.00</b>
	<b>20-550-XP</b>	Primus UL XP, KIL, P6 - (Only ATH, 8AT Lever Styles)	<b>\$213.00</b>
<b>Mortise</b>			
	<b>23-118</b>	Classic, KIL, P6 - (Except ATH, 8AT Lever Styles)	<b>\$75.00*</b>
	<b>23-118</b>	Classic, KIL, P6 - (Except ATH, 8AT Lever Styles) (Restricted)	<b>\$97.00</b>
	<b>23-030</b>	Classic, FSIC, R	<b>\$86.00</b>
	<b>20-854</b>	Primus, KIL, P6 - (Except ATH, 8AT Lever Styles)	<b>\$163.00</b>
	<b>20-740</b>	Primus, FSIC, R	<b>\$173.00</b>
	<b>20-554</b>	Primus UL, KIL, P6 - (Except ATH, 8AT Lever Styles)	<b>\$213.00</b>
	<b>20-854-XP</b>	Primus XP, KIL, P6 - (Except ATH, 8AT Lever Styles)	<b>\$213.00</b>
	<b>20-740-XP</b>	Primus XP, FSIC, R	<b>\$173.00</b>
	<b>20-554-XP</b>	Primus UL XP, KIL, P6 - (Except ATH, 8AT Lever Styles)	<b>\$213.00</b>
<b>Exit</b>			
	<b>23-118</b>	Classic, KIL, P6 - (Except ATH, 8AT Lever Styles) (Open)	<b>\$75.00*</b>
	<b>23-118</b>	Classic, KIL, P6 - (Except ATH, 8AT Lever Styles) (Restricted)	<b>\$97.00</b>
	<b>23-013</b>	Classic, KIL, P6 - (Only ATH, 8AT Lever Styles)	<b>\$75.00*</b>
	<b>23-030</b>	Classic, FSIC, R (Open)	<b>\$86.00</b>
	<b>23-030</b>	Classic, FSIC, R (Restricted)	<b>\$108.00</b>
	<b>20-854</b>	Primus, KIL, P6 - (Except ATH, 8AT Lever Styles)	<b>\$163.00</b>
	<b>20-750</b>	Primus, KIL, P6 - (Only ATH, 8AT Lever Styles)	<b>\$163.00</b>
	<b>20-740</b>	Primus, FSIC, R	<b>\$173.00</b>
	<b>20-554</b>	Primus UL, KIL, P6 - (Except ATH, 8AT Lever Styles)	<b>\$213.00</b>
	<b>20-550</b>	Primus UL, KIL, P6 - (Only ATH, 8AT Lever Styles)	<b>\$213.00</b>
	<b>20-854-XP</b>	Primus XP, KIL, P6 - (Except ATH, 8AT Lever Styles)	<b>\$163.00</b>
	<b>20-750-XP</b>	Primus XP, KIL, P6 - (Only ATH, 8AT Lever Styles)	<b>\$163.00</b>
	<b>20-740-XP</b>	Primus XP, FSIC, R	<b>\$173.00</b>
	<b>20-554-XP</b>	Primus UL XP, KIL, P6 - (Except ATH, 8AT Lever Styles)	<b>\$213.00</b>
	<b>20-550-XP</b>	Primus UL XP, KIL, P6 - (Only ATH, 8AT Lever Styles)	<b>\$213.00</b>
<b>Interior Lever (Closed) - (Please specify STYLE and FINISH - Example: 03-030-SPA-626)</b>			
<b>03-230</b>	<b>03-030</b>	Inside Lever, Closed - ATH, RHO, SPA, TLR	<b>\$161.00</b>

\*This part is shared with Schlage mechanical and defaults to the Schlage mechanical discount.

New Part Number	Original Part Number	Description	List Price
<b>Exterior Lever (Less Cylinder) -</b>			
<b>(Select by Chassis Type, Cylinder OEM, Cylinder Type, Cylinder Detail) - (Please specify STYLE and FINISH - Example: 03-031-SPA-626)</b>			
<b>Cylindrical</b>			
03-231	03-031	Schlage, KIL, P6/L	\$161.00
03-232	03-032	Schlage, FSIC, R/J	\$161.00
03-200	03-000	Schlage, SFIC, G/B	\$161.00
03-280	23779739 (RHO)	Falcon, KIL, L-FA7 (7-PIN)	\$170.00
	23779762 (SPA)		
	23779747 (8RO)		
	23779770 (8SP)		
03-266	03-066	Corbin Russwin, FSIC, J-CO6 (6-PIN)	\$297.00
03-235	23854524 (RHO)	Corbin Russwin, FSIC, J-CO7 (7-PIN)	\$297.00
	23854540 (SPA)		
	23854565 (TLR)		
	23854532 (8RO)		
	23854557 (8SP)		
	23854573 (8TR)		
03-244	03-044	Sargent, KIL, L-SAR (6-PIN)	\$297.00
03-277	03-077	Sargent, FSIC, J-SAR (6-PIN)	\$297.00
03-237	09-388	Medeco, FSIC, J-MED (6-PIN)	\$297.00
03-255	09-355	Yale, FSIC, J-YA6 (6-PIN)	\$297.00
03-236	09-399	Yale, FSIC, J-YA7 (7-PIN)	\$297.00
03-234	NEW	Corbin Russwin, KIL, L-CO6 (6-PIN)	\$297.00
<b>New Lever Options</b>			
47258044	NEW	BOARDWALK - Closed	\$161.00
47258052	NEW	BOARDWALK - J	\$161.00
47258048	NEW	BOARDWALK - P6/L	\$161.00
47258040	NEW	BOARDWALK - BDC/B/G/H	\$161.00
47258043	NEW	BROADWAY - Closed	\$161.00
47258051	NEW	BROADWAY - J	\$161.00
47258047	NEW	BROADWAY - P6/L	\$161.00
47258039	NEW	BROADWAY - BDC/B/G/H	\$161.00
47258045	NEW	LATITUDE - Closed	\$161.00
47258053	NEW	LATITUDE - J	\$161.00
47258049	NEW	LATITUDE - P6/L	\$161.00
47258041	NEW	LATITUDE - BDC/B/G/H	\$161.00
47258046	NEW	LONGITUDE - Closed	\$161.00
47258054	NEW	LONGITUDE - J	\$161.00
47258050	NEW	LONGITUDE - P6/L	\$161.00
47258042	NEW	LONGITUDE - BDC/B/G/H	\$161.00
47260554	NEW	BOARDWALK (TACTILE) - Closed	\$216.00
47260546	NEW	BOARDWALK (TACTILE) - J	\$216.00
47260550	NEW	BOARDWALK (TACTILE) - P6/L	\$216.00
47260538	NEW	BOARDWALK (TACTILE) - BDC/B/G/H	\$216.00
47260553	NEW	BROADWAY (TACTILE) - Closed	\$216.00
47260545	NEW	BROADWAY (TACTILE) - J	\$216.00
47260549	NEW	BROADWAY (TACTILE) - P6/L	\$216.00
47260537	NEW	BROADWAY (TACTILE) - BDC/B/G/H	\$216.00
47260555	NEW	LATITUDE (TACTILE) - Closed	\$216.00
47260547	NEW	LATITUDE (TACTILE) - J	\$216.00
47260551	NEW	LATITUDE (TACTILE) - P6/L	\$216.00
47260539	NEW	LATITUDE (TACTILE) - BDC/B/G/H	\$216.00
47260556	NEW	LONGITUDE (TACTILE) - Closed	\$216.00
47260548	NEW	LONGITUDE (TACTILE) - J	\$216.00
47260552	NEW	LONGITUDE (TACTILE) - P6/L	\$216.00
47260540	NEW	LONGITUDE (TACTILE) - BDC/B/G/H	\$216.00
<b>Mortise</b>			
03-231	09-331	Schlage, KIL, P6/L	\$161.00
03-232	09-332	Schlage, FSIC, R/J	\$161.00
03-200	03-000	Schlage, SFIC, G/B	\$161.00
03-280	09-331	Falcon, KIL, L-FA7 (7-PIN)	\$170.00
03-266	09-366	Corbin Russwin, FSIC, J-CO6 (6-PIN)	\$297.00
03-235	09-366	Corbin Russwin, FSIC, J-CO7 (7-PIN)	\$297.00
03-244	09-344	Sargent, KIL, L-SAR (6-PIN)	\$297.00
03-277	09-377	Sargent, FSIC, J-SAR (6-PIN)	\$297.00
03-237	09-388	Medeco, FSIC, J-MED (6-PIN)	\$297.00

Pricing/product description subject to change without notice.

New Part Number	Original Part Number	Description	List Price
<b>Exterior Lever (Less Cylinder) -</b>			
<b>(Select by Chassis Type, Cylinder OEM, Cylinder Type, Cylinder Detail) - (Please specify STYLE and FINISH - Example: 03-031-SPA-626)</b>			
<b>Mortise (Continued)</b>			
03-255	09-355	Yale, FSIC, J-YA6 (6-PIN)	\$297.00
03-236	09-399	Yale, FSIC, J-YA7 (7-PIN)	\$297.00
03-234	NEW	Corbin Russwin, KIL, L-CO6 (6-PIN)	\$297.00
<b>New Lever Options</b>			
47258044	NEW	BOARDWALK - Closed	\$161.00
47258052	NEW	BOARDWALK - J	\$161.00
47258048	NEW	BOARDWALK - P6/L	\$161.00
47258040	NEW	BOARDWALK - BDC/B/G/H	\$161.00
47258043	NEW	BROADWAY - Closed	\$161.00
47258051	NEW	BROADWAY - J	\$161.00
47258047	NEW	BROADWAY - P6/L	\$161.00
47258039	NEW	BROADWAY - BDC/B/G/H	\$161.00
47258045	NEW	LATITUDE - Closed	\$161.00
47258053	NEW	LATITUDE - J	\$161.00
47258049	NEW	LATITUDE - P6/L	\$161.00
47258041	NEW	LATITUDE - BDC/B/G/H	\$161.00
47258046	NEW	LONGITUDE - Closed	\$161.00
47258054	NEW	LONGITUDE - J	\$161.00
47258050	NEW	LONGITUDE - P6/L	\$161.00
47258042	NEW	LONGITUDE - BDC/B/G/H	\$161.00
47260554	NEW	BOARDWALK (TACTILE) - Closed	\$216.00
47260546	NEW	BOARDWALK (TACTILE) - J	\$216.00
47260550	NEW	BOARDWALK (TACTILE) - P6/L	\$216.00
47260538	NEW	BOARDWALK (TACTILE) - BDC/B/G/H	\$216.00
47260553	NEW	BROADWAY (TACTILE) - Closed	\$216.00
47260545	NEW	BROADWAY (TACTILE) - J	\$216.00
47260549	NEW	BROADWAY (TACTILE) - P6/L	\$216.00
47260537	NEW	BROADWAY (TACTILE) - BDC/B/G/H	\$216.00
47260555	NEW	LATITUDE (TACTILE) - Closed	\$216.00
47260547	NEW	LATITUDE (TACTILE) - J	\$216.00
47260551	NEW	LATITUDE (TACTILE) - P6/L	\$216.00
47260539	NEW	LATITUDE (TACTILE) - BDC/B/G/H	\$216.00
47260556	NEW	LONGITUDE (TACTILE) - Closed	\$216.00
47260548	NEW	LONGITUDE (TACTILE) - J	\$216.00
47260552	NEW	LONGITUDE (TACTILE) - P6/L	\$216.00
47260540	NEW	LONGITUDE (TACTILE) - BDC/B/G/H	\$216.00
<b>Exit</b>			
03-231	03-331	Schlage, KIL, P6/L	\$161.00
03-232	03-332	Schlage, FSIC, R/J	\$161.00
03-200	03-300	Schlage, SFIC, G/B	\$161.00
03-280	03-331	Falcon, KIL, L-FA7 (7-PIN)	\$170.00
03-266	03-366	Corbin Russwin, FSIC, J-CO6 (6-PIN)	\$297.00
03-235	03-366	Corbin Russwin, FSIC, J-CO7 (7-PIN)	\$297.00
03-244	03-344	Sargent, KIL, L-SAR (6-PIN)	\$297.00
03-277	03-377	Sargent, FSIC, J-SAR (6-PIN)	\$297.00
03-237	03-388	Medeco, FSIC, J-MED (6-PIN)	\$297.00
03-255	03-355	Yale, FSIC, J-YA6 (6-PIN)	\$297.00
03-236	03-399	Yale, FSIC, J-YA7 (7-PIN)	\$297.00
03-234		Corbin Russwin, KIL, L-CO6 (6-PIN)	\$297.00
<b>New Lever Options</b>			
47258044	NEW	BOARDWALK - Closed	\$161.00
47258052	NEW	BOARDWALK - J	\$161.00
47258048	NEW	BOARDWALK - P6/L	\$161.00
47258040	NEW	BOARDWALK - BDC/B/G/H	\$161.00
47258043	NEW	BROADWAY - Closed	\$161.00
47258051	NEW	BROADWAY - J	\$161.00
47258047	NEW	BROADWAY - P6/L	\$161.00
47258039	NEW	BROADWAY - BDC/B/G/H	\$161.00
47258045	NEW	LATITUDE - Closed	\$161.00
47258053	NEW	LATITUDE - J	\$161.00

Pricing/product description subject to change without notice.

New Part Number	Original Part Number	Description	List Price
<b>Exterior Lever (Less Cylinder) -</b>			
<b>(Select by Chassis Type, Cylinder OEM, Cylinder Type, Cylinder Detail) - (Please specify STYLE and FINISH - Example: 03-031-SPA-626)</b>			
<b>New Lever Options (Continued)</b>			
47258049	NEW	LATITUDE - P6/L	\$161.00
47258041	NEW	LATITUDE - BDC/B/G/H	\$161.00
47258046	NEW	LONGITUDE - Closed	\$161.00
47258054	NEW	LONGITUDE - J	\$161.00
47258050	NEW	LONGITUDE - P6/L	\$161.00
47258042	NEW	LONGITUDE - BDC/B/G/H	\$161.00
47260554	NEW	BOARDWALK (TACTILE) - Closed	\$216.00
47260546	NEW	BOARDWALK (TACTILE) - J	\$216.00
47260550	NEW	BOARDWALK (TACTILE) - P6/L	\$216.00
47260538	NEW	BOARDWALK (TACTILE) - BDC/B/G/H	\$216.00
47260553	NEW	BROADWAY (TACTILE) - Closed	\$216.00
47260545	NEW	BROADWAY (TACTILE) - J	\$216.00
47260549	NEW	BROADWAY (TACTILE) - P6/L	\$216.00
47260537	NEW	BROADWAY (TACTILE) - BDC/B/G/H	\$216.00
47260555	NEW	LATITUDE (TACTILE) - Closed	\$216.00
47260547	NEW	LATITUDE (TACTILE) - J	\$216.00
47260551	NEW	LATITUDE (TACTILE) - P6/L	\$216.00
47260539	NEW	LATITUDE (TACTILE) - BDC/B/G/H	\$216.00
47260556	NEW	LONGITUDE (TACTILE) - Closed	\$216.00
47260548	NEW	LONGITUDE (TACTILE) - J	\$216.00
47260552	NEW	LONGITUDE (TACTILE) - P6/L	\$216.00
47260540	NEW	LONGITUDE (TACTILE) - BDC/B/G/H	\$216.00

\*This part is shared with Schlage mechanical and defaults to the Schlage mechanical discount.

New Part Number	Original Part Number	Description	List Price
<b>Exterior Lever (Less Cylinder), 10-Piece Bulk Pack -</b>			
<b>(Select by Chassis Type, Cylinder OEM, Cylinder Type, Cylinder Detail) - (Please specify STYLE and FINISH - Example: K103-031-SPA-626)</b>			
<b>Cylindrical</b>			
K103-681	K103-031	Schlage, KIL, P6/L	\$1,233.00*
K103-682	K103-032	Schlage, FSIC, R/J	\$1,468.00*
K103-680	K103-000	Schlage, SFIC, G/B	\$1,468.00*
K103-684	K103-066	Corbin Russwin, FSIC, J-CO6 (6-PIN)	\$2,287.00*
K103-683	K103-044	Sargent, KIL, L-SAR (6-PIN)	\$2,926.00*
K103-685	K103-077	Sargent, FSIC, J-SAR (6-PIN)	\$2,895.00*
K103-687	K109-388	Medeco, FSIC, J-MED (6-PIN)	\$2,930.00*
K103-686	K103-055	Yale, FSIC, J-YA6 (6-PIN)	\$2,930.00*
K103-688	K109-399	Yale, FSIC, J-YA7 (7-PIN)	\$2,930.00*
K103-689	NEW	Falcon, KIL, L-FA7 (7-PIN)	\$2,355.00
K103-690	23991086 (RHO)	Corbin Russwin, FSIC, J-CO7 (7-PIN)	\$2,355.00
	23991094 (SPA)		
	23991102 (TLR)		
	23991110 (8RO)		
	23991128 (8SP)		
	23991136 (8TR)		
<b>Mortise</b>			
K103-681	K109-331	Schlage, KIL, P6/L	\$1,233.00*
K103-682	K109-332	Schlage, FSIC, R/J	\$1,468.00*
K103-680	K103-000	Schlage, SFIC, G/B	\$1,468.00*
K103-684	K109-366	Corbin Russwin, FSIC, J-CO6 (6-PIN)	\$2,287.00*
K103-683	K109-344	Sargent, KIL, L-SAR (6-PIN)	\$2,926.00*
K103-685	K109-377	Sargent, FSIC, J-SAR (6-PIN)	\$2,895.00*
K103-687	K109-388	Medeco, FSIC, J-MED (6-PIN)	\$2,930.00*
K103-686	K109-355	Yale, FSIC, J-YA6 (6-PIN)	\$2,930.00*
K103-688	K109-399	Yale, FSIC, J-YA7 (7-PIN)	\$2,930.00*
K103-689	K109-331	Falcon, KIL, L-FA7 (7-PIN)	\$2,355.00
K103-690	K109-366	Corbin Russwin, FSIC, J-CO7 (7-PIN)	\$2,355.00
<b>Exit</b>			
K103-681	K103-331	Schlage, KIL, P6/L	\$1,233.00*
K103-682	K103-332	Schlage, FSIC, R/J	\$1,468.00*
K103-680	K103-000	Schlage, SFIC, G/B	\$1,468.00*
K103-689	K103-331	Falcon, KIL, L-FA7 (7-PIN)	\$2,287.00
K103-684	K103-366	Corbin Russwin, FSIC, J-CO6 (6-PIN)	\$2,926.00
K103-690	K103-366	Corbin Russwin, FSIC, J-CO7 (7-PIN)	\$2,895.00
K103-683	K103-344	Sargent, KIL, L-SAR (6-PIN)	\$2,930.00*
K103-685	K103-377	Sargent, FSIC, J-SAR (6-PIN)	\$2,930.00*
K103-687	K103-388	Medeco, FSIC, J-MED (6-PIN)	\$2,930.00
K103-686	K103-355	Yale, FSIC, J-YA6 (6-PIN)	\$2,355.00*
K103-688	K103-399	Yale, FSIC, J-YA7 (7-PIN)	\$2,355.00*
<b>Steel Lever Kits &amp; Parts</b>			
Obsolete	24274730-AD	Steel Lever Conversion Kit - (Includes Escutcheon Assembly, Spring Cage Assembly, Lever Rotation Stops, Screws, Instructions) - Please specify CLASS, READER, FINISH)	Obsolete
Obsolete	47250325	<b>Stainless Steel Set Screw for outside Steel Levers (Package of 20)</b>	Obsolete

\*This part is shared with Schlage mechanical and defaults to the Schlage mechanical discount.

Part Number	Description	List Price
<b>Interior Rose - (Please specify FINISH - Example: 03-042-RHO-626)</b>		
03-042-RHO-626	Interior Rose - (626 Finish)	\$143.00
03-042-RHO	Interior Rose - (605/606/612/619/625/643e Finishes)	\$147.00
03-042-RHO-613	Interior Rose - (613 Finish)	\$152.00

**Lock Retractor - (Select by Chassis Type, Chassis Thickness)**

<b>Cylindrical</b>		
46928800	Retractor	\$394.00
<b>Mortise</b>		
46928818	1-1/16" Narrow - (Door Thicknesses 1-3/8" to 1-5/8")	\$506.00
46928826	1-1/4" Standard - (Door Thicknesses 1-3/4" to 2-3/4")	\$506.00
<b>Mortise Deadbolt</b>		
46928834	1-1/16" Narrow - (Door Thicknesses 1-3/8" to 1-5/8")	\$639.00
46928842	1-1/4" Standard - (Door Thicknesses 1-3/4" to 2-3/4")	\$639.00

**Spindle & Hub Kit - (Select by Chassis Type)**

<b>Exit</b>		
46929295	Exit Spindle & Hub Kit (Includes Spindle, Spindle Cover, Spindle Hub, Tailpiece, Twisted Tailpiece, Tailpiece Spring, Pine Tree Clip, Screw)	\$49.00

**Spindle Spring**

47256978	Inside Spindle Spring (25 Pack)	\$91.00
----------	---------------------------------	---------

**Hub, 10-Piece Bulk Pack - (Select by Chassis Type)**

<b>Cylindrical</b>		
23599228	Hub (10-Piece Bulk Pack)	\$180.00
<b>Mortise</b>		
23599228	Hub (10-Piece Bulk Pack)	\$180.00

**Deadbolt Thumb Turn Assembly (with E-Clip) - (Please specify FINISH - Example: 46929113-626)**

46929113	Deadbolt Thumb Turn Assembly (with E-Clip)	\$39.50
----------	--	---------

**Strike Plate (Select by Chassis Type) - (Please specify FINISH-SHAPE and LIP - Example: 10-025-0118-0626)**

<b>Cylindrical</b>		
10-025-1316	ANSI, no box, 1-1/4" x 4-7/8", Standard with 1-3/16" Lip	\$18.00*
10-025-138	ANSI, no box, 1-1/4" x 4-7/8", Standard with 1-3/8" Lip	\$51.60*
10-025-112	ANSI, no box, 1-1/4" x 4-7/8", Standard with 1-1/2" Lip	\$51.60*
10-013-118	Square corner, T-strike, box, 1-1/8" x 2-3/4" with 1-1/8" Lip	\$14.00*
10-013-112	Square corner, T-strike, box, 1-1/8" x 2-3/4" with 1-1/2" Lip	\$19.50*
10-016	Square corner, T-strike, deep box, 1-1/8" x 2-3/4" with 1-1/8" Lip Use with Fire door latch	\$18.50*
K510-066	Box ANSI strike	\$8.50*
<b>Mortise Deadbolt</b>		
10-072-1316	1-1/4" x 4-7/8" Square corner, box, standard with Lip at 1-3/16", 1", 1-1/2",	\$26.20*
10-072-xx	1-1/4" x 4-7/8" Square corner, box, specify lip length (xx) as 1" or 1-1/2"	\$26.20*
10-072-xx	1-1/4" x 4-7/8" Square corner, box, specify lip length (xx) as 1", 1-3/4", or 2"	\$67.80*
10-075	1/2" Rabbeted	\$174.00*
37-015	Strike frame reinforcer	\$29.50*

**Mortise Armor Front - (Select by Width, Door Thickness) - (Please specify FINISH: 09-663-626)**

09-663	Armor, 1-1/4" Wide Square Corner, Latch x Auxiliary latch (for door range 1-3/4" to 2-3/4")	\$43.70*
09-666	Armor, 1-1/4" Wide Square Corner, Latch x Auxiliary latch x Deadbolt (for door range 1-3/4" to 2-3/4")	\$43.70*
09-669	Armor, 1-1/16" Wide Square Corner, Latch x Auxiliary latch (for door range 1-3/8" to 1-5/8")	
09-672	Armor, 1-1/16" Wide Square Corner, Latch x Auxiliary latch x Deadbolt (for door range 1-3/8" to 1-5/8")	\$43.70*

\*This part is shared with Schlage mechanical and defaults to the Schlage mechanical discount.



Part Number	Description	List Price
<b>Door Thickness Kit - (Select by Chassis Type, Door Thickness) - (Please specify Door Thickness - Example: 23599376-134 for 1-3/4")</b>		
<b>Cylindrical</b>		
23599376-138	1-3/8" Door Thickness Kit (Includes Baseplate Screws, Reader Screws, Spindles, Spring, Pin Wrench, Fire Plate Screw, Shim Plates, Standoffs)	\$193.00
23599376-112	1-1/2" Door Thickness Kit (Includes Baseplate Screws, Reader Screws, Spindles, Spring, Pin Wrench, Fire Plate Screw, Shim Plates, Standoffs)	\$137.00
23599376-158	1-5/8" Door Thickness Kit (Includes Baseplate Screws, Reader Screws, Spindles, Spring, Pin Wrench, Fire Plate Screw, Shim Plates, Standoffs)	\$98.20
23599376-XXX	Door Thickness Kit (Includes Baseplate Screws, Reader Screws, Spindles, Spring, Pin Wrench, Fire Plate Screw, Shim Plates, Standoffs) <b>Must specify door thickness: 1-3/4" to 2-3/4" in 1/8" increments (EXAMPLE: 23599376-134 for a 1-3/4" door)</b>	\$59.10
<b>Mortise</b>		
23599384-138	1-3/8" Door Thickness Kit (Includes Baseplate Screws, Reader Screws, Spindles, Spring, Pin Wrench, Fire Plate Screw, Shim Plates, Standoffs)	\$193.00
23599384-112	1-1/2" Door Thickness Kit (Includes Baseplate Screws, Reader Screws, Spindles, Spring, Pin Wrench, Fire Plate Screw, Shim Plates, Standoffs)	\$137.00
23599384-158	1-5/8" Door Thickness Kit (Includes Baseplate Screws, Reader Screws, Spindles, Spring, Pin Wrench, Fire Plate Screw, Shim Plates, Standoffs)	\$98.20
23599384-XXX	Door Thickness Kit (Includes Baseplate Screws, Reader Screws, Spindles, Spring, Pin Wrench, Fire Plate Screw, Shim Plates, Standoffs) <b>Must specify door thickness: 1-3/4" to 2-3/4" in 1/8" increments (EXAMPLE: 23599384-134 for a 1-3/4" door)</b>	\$59.10
<b>Decorative Plate - (Select by Size) - (Please specify FINISH - Example: 23760283-626)</b>		
23631823	1.5" x 3.25" x .105" Decorative Plate (with Screws) - (Exit Trim)	\$41.70
23760267	1.7" x 3.5" x .075" Decorative Plate (with Screws)	\$30.60
23760283	3.2" x 3.5" x .075" Decorative Plate (with Screws)	\$47.40
23760317	6.0" x 3.5" x .075" Decorative Plate (with Screws)	\$72.10
23760325	6.6" x 3.5" x .075" Decorative Plate (with Screws)	\$72.10
23760309	8.0" x 3.5" x .075" Decorative Plate (with Screws)	\$73.70
23760291	8.0" x 3.5" x .075" Decorative Plate (with Screws, Welded Standoffs)	\$99.70
23760259*	10.5" x 3.5" x .075" Decorative Plate (no Screws necessary) - (Under Lock)	\$95.60
23760275*	12.0" x 3.5" x .075" Decorative Plate (no Screws necessary) - (Under Lock)	\$94.70

\*Please consider overall Door Thickness when ordering

**Note:** Single Decorative Plate. Interior and Exterior Decorative Plates may be required.

**Note:** Decorative Plates may have multiple applications. Please see AD-Series Retrofit Template Overlay guide at [www.schlage.com/support](http://www.schlage.com/support) for more information  
Available Finishes: 626 Satin Chrome Standard. Please consult Customer Care for 605 Bright Brass or 643E Aged Bronze.

## CO-Series Parts



Part Number	Description	List Price
<b>Interior Shim Plate - (Please specify FINISH - Example: 23599368-626)</b>		
23599368	Interior Shim Plate (with Interior Spring Cage Spacer) - (Device is 0.063" thick)	\$28.40
<b>Exterior Shim Plate</b>		
23458599	Exterior Shim Plate - (Device is 0.063" thick)	\$26.50
<b>Door Position Switch</b>		
46929121	Door Position Switch	\$37.20
<b>Battery Holder &amp; Cover Kit - (Select by Chassis Type, Battery Capacity) - (Please specify FINISH - Example: 4B-CM-626)</b>		
<b>Cylindrical</b>		
4B-CM (23599202)	4AA Battery Holder & Cover Kit (Includes 4AA Battery Holder with Cable, 4AA Battery Strap, (2) Battery Strap Screws, 4AA Battery Cover, Cover Screw, Torx Cover Screw)	\$66.10
<b>Mortise</b>		
4B-CM (23599202)	4AA Battery Holder & Cover Kit (Includes 4AA Battery Holder with Cable, 4AA Battery Strap, (2) Battery Strap Screws, 4AA Battery Cover, Cover Screw, Torx Cover Screw)	\$66.10
<b>Exit</b>		
4B-E (23599285)	4AA Battery Holder & Cover Kit (Includes 4AA Battery Holder with Cable, 4AA Battery Strap, (2) Battery Strap Screws, 4AA Battery Cover, Cover Screw, Torx Cover Screw)	\$66.10
<b>Battery Holder Kit</b>		
46929063	4AA Battery Holder Kit (Includes 4AA Battery Holder with Cable, 4AA Battery Strap, Battery Strap Screws)	\$28.40
<b>Battery - (Select by Battery Type)</b>		
F206-488	(4) AA Batteries	\$12.50
<b>Torx Tamper Screw Pack - (Select by Chassis Type)</b>		
<b>Cylindrical</b>		
23631765	Torx Tamper Screw Pack	\$47.40
<b>Mortise</b>		
23631781	Torx Tamper Screw Pack	\$47.40
<b>Exit</b>		
23631799	Torx Tamper Screw Pack	\$37.80
<b>Request-to-Exit Switch Kit</b>		
RX-LC	Von Duprin RX-LC (also called SI-LC or Von Duprin part number 050281)	\$376.00
<i>Please see Falcon Price Book for Falcon AD part number 650359</i>		
<b>Wireless Parts</b>		
47250326	Terminal Block Kit - (Includes one power connector and ten I/O connectors) supports CT5000	\$52.30
<b>Cables</b>		
23518392	Storeroom (70) Thru-Door Cable	\$21.80
23518384	Privacy (40) & Office (50) Thru-Door Cable	\$35.20
47269270	(WARM) KEYPAD, MSK, CO, KIT	\$44.30
47269272	(WARM) KEYPAD, CORE, KEYPAD + PROX, CO, KIT	\$44.30
47269170	INSIDE PUSH BUTTON, AD/CO	\$68.60
47267321	CO BATTERY CABLE (5 Pack)	\$44.30

Pricing/product description subject to change without notice.

<b>ELECTROMAGNETIC LOCKS - TABLE OF CONTENTS</b>	
<b>M490 MAX SECURITY</b>	<b>244</b>
<b>M450 HIGH SECURITY</b>	<b>245</b>
<b>M420 TRAFFIC CONTROL SERIES</b>	<b>246</b>
<b>M490DE DEYLAIED EGRESS SERIES</b>	<b>247</b>
<b>M390RFK RETROFIT LOCK</b>	<b>248</b>
<b>ANGLE BRACKETS &amp; ANGLE BRACKETS</b>	<b>249</b>
<b>ELECTROMAGNETIC SPECIALTY LOCKS</b>	<b>250</b>
M490G Gate Lock	250
320M MiniLine Magnet Lock	250
<b>GF3000 SHEAR LOCK MORTISE SERIES</b>	<b>251</b>
<b>GF3000 SHEAR LOCK SURFACE SERIES</b>	<b>252</b>
<b>ELECTROMAGNETIC LOCK PARTS</b>	<b>253</b>

**CONTACT INFORMATION FOR ELECTROMAGNETIC LOCKS**

Payment Address: Schlage Electronic Security  
 15934 Collections Center Drive  
 Chicago, IL 60693

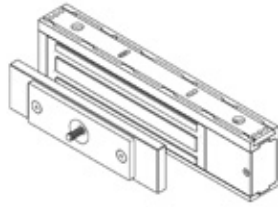
<b>877-671-7011</b>	
<b>Customer Service:</b>	<b>Technical Support:</b>
Order Status, Credit Returns of Non-Defective Products, General Sales Questions	Technical Questions/Issues, Returns of Defective Products, Repairs
Email Orders To: Allegion_Orders@allegion.com	Contact For Technical Assistance: Electronic_Lock_TechProdSupport@allegion.com

Pricing/product description subject to change without notice.

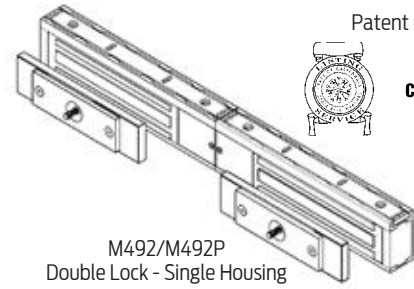
**M490 Max Security Series with Limited Lifetime Warranty on Magnetic Coil Assembly**

**Standard Features:**

- ANSI/BHMA 156.23 Grade 1
- UL 1034 listed for burglary resistance
- UL 10C listed; cUL
- UL 294 listed for access control system units
- CSFM California State Fire Marshal listed



M490/M490P  
Single Lock



M492/M492P  
Double Lock - Single Housing

Patent # 5,133,581

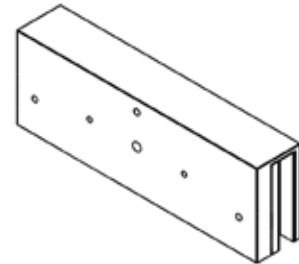
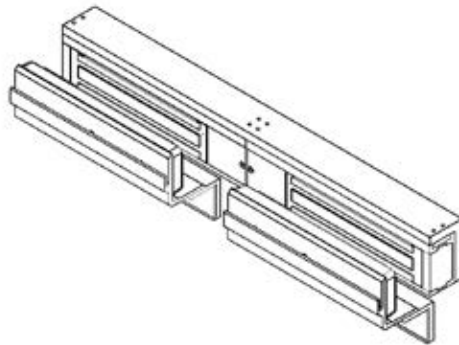
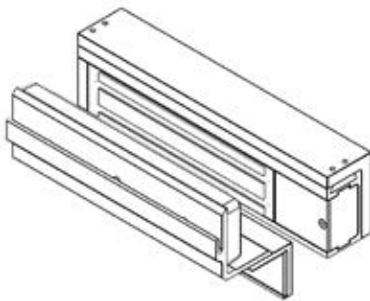


**1. Select Model**

	M490	M492
<b>Electromagnetic Lock</b> Automatic Voltage Selection	<b>\$824.00</b>	<b>\$1,728.00</b>
	M490P	M492P
<b>Electromagnetic Lock</b> Automatic Voltage Selection Door Position Switch (DPS), Magnetic Bond Sensor (MBS) Relocking Time Delay (RTD)	<b>\$1,068.00</b>	<b>\$2,213.00</b>

**2. Select Options and Accessories**

	M490/M490P		M492/M492P	
<b>Anti-Tamper Switch (ATS), MBS indicator (LED)</b> for M490P/M492P only	450/490-ATS/LED	<b>\$91.50</b>	450/490-ATS/LED-2	<b>\$185.00</b>
<b>Herculite Door Bracket</b>	HDB490	<b>\$414.00</b>	HDB490-2	<b>\$834.00</b>
<b>Top Jamb (inswinging doors)</b>	TJ490	<b>\$200.00</b>	TJ492	<b>\$403.00</b>
<b>M452/M492 Connector Kit.</b> (used to convert two (2) single mag locks to a double)	DBK450/490			<b>\$76.60</b>



**3. Select Filler Plates and Angle Brackets - Listed on page 249**

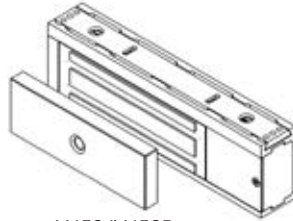
<b>Specifications</b>	M490/M490P	M492/M492P
<b>Holding Force</b>	1500 lbs	1500 lbs per door leaf
<b>Input Voltage</b>	12/24 VDC	12/24 VDC
<b>Current Draw</b> Automatic Dual Voltage 12/24 VDC	.65A @ 12 VDC .35A @ 24 VDC	1.3A @ 12 VDC .7A @ 24 VDC
<b>Height</b>	3"	3"
<b>Length</b>	12-1/2"	25-1/16"
<b>Width</b>	1-3/4"	1-3/4"
<b>Weight (Approximate)</b>	14 lbs	28 lbs

Pricing/product description subject to change without notice.

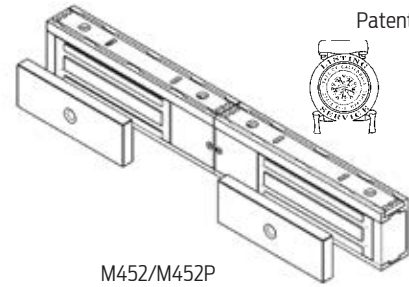
## M450 High Security Series with Limited Lifetime Warranty on Magnetic Coil Assembly

### Standard Features:

- ANSI/BHMA 156.23 Grade 1
- UL 1034 listed for burglary resistance
- UL 10C listed; cUL
- UL 294 listed for access control system units
- CSFM California State Fire Marshal listed



M450/M450P  
Single Lock



M452/M452P  
Double Lock with Single Housing

Patent # 5,133,581

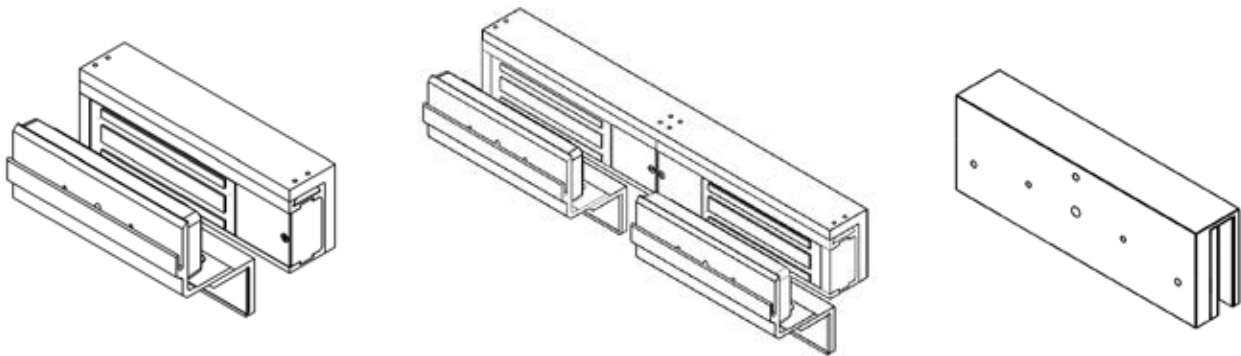


### 1. Select Model

	M450	M452
<b>Electromagnetic Lock</b> Automatic Voltage Selection	<b>\$754.00</b>	<b>\$1,580.00</b>
	M450P	M452P
<b>Electromagnetic Lock</b> Automatic Voltage Selection Door Position Switch (DPS), Magnetic Bond Sensor (MBS) Relocking Time Delay (RTD)	<b>\$1,002.00</b>	<b>\$2,081.00</b>

### 2. Select Options and Accessories

	M450/M450P		M452/M452P	
<b>Anti-Tamper Switch (ATS), MBS indicator (LED)</b> for M450P/M452P only	450/490-ATS/LED	<b>\$92.00</b>	450/490-ATS/LED-2	<b>\$185.00</b>
<b>Herculite Door Bracket</b>	HDB450	<b>\$414.00</b>	HDB450-2	<b>\$834.00</b>
<b>Top Jamb (inswinging doors)</b>	TJ450	<b>\$200.00</b>	TJ452	<b>\$403.00</b>
<b>M452/M492 Connector Kit.</b> (used to convert two (2) single mag locks to a double)	DBK450/490			<b>\$76.60</b>



### 3. Select Filler Plates and Angle Brackets - Listed on page 249

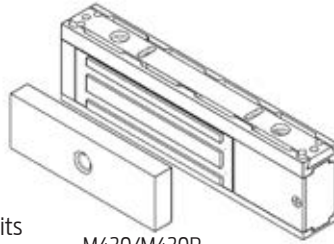
Specifications	M450/M450P	M452/M452P
<b>Holding Force</b>	1000 lbs	1000 lbs per door leaf
<b>Input Voltage</b>	12/24 VDC	12/24 VDC
<b>Current Draw</b> Automatic Dual Voltage 12/24 VDC	.75A @ 12 VDC .38A @ 24 VDC	1.5A @ 12 VDC 0.75A @ 24 VDC
<b>Height</b>	3"	3"
<b>Length</b>	10-1/4"	20-9/16"
<b>Width</b>	1-3/4"	1-3/4"
<b>Weight (Approximate)</b>	10 lbs	20 lbs

Pricing/product description subject to change without notice.

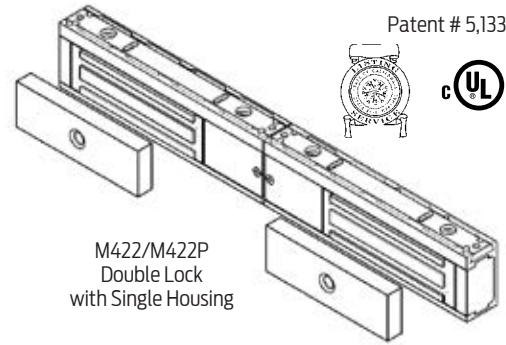
**M420 Traffic Control Series  
with Limited Lifetime Warranty  
on Magnetic Coil Assembly**

**Standard Features:**

- ANSI/BHMA 156.23 Grade 1
- UL 1034 listed for burglary resistance
- UL 10C listed; cUL
- UL 294 listed for access control system units
- CSFM California State Fire Marshal listed



M420/M420P  
Single Lock



M422/M422P  
Double Lock  
with Single Housing

Patent # 5,133,581

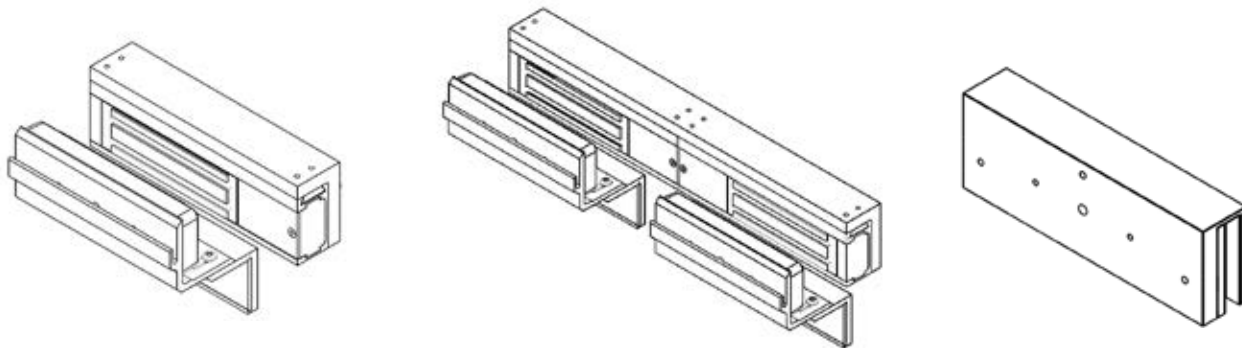


**1. Select Model**

	M420	M422
<b>Electromagnetic Lock</b> Automatic Voltage Selection	<b>\$659.00</b>	<b>\$1,394.00</b>
<b>Electromagnetic Lock</b> Automatic Voltage Selection Door Position Switch (DPS), Magnetic Bond Sensor (MBS) Relocking Time Delay (RTD)	<b>\$908.00</b>	<b>\$1,865.00</b>

**2. Select Options and Accessories**

	M420/M420P		M422/M422P	
<b>Anti-Tamper Switch (ATS), MBS indicator (LED)</b> for M420P/M422P only	420-ATS/LED	<b>\$92.00</b>	420-ATS/LED-2	<b>\$185.00</b>
<b>Herculite Door Bracket</b>	HDB420	<b>\$414.00</b>	HDB420-2	<b>\$885.00</b>
<b>Top Jamb (inswinging doors)</b>	TJ420	<b>\$200.00</b>	TJ422	<b>\$403.00</b>
<b>M422 Connector Kit.</b> (used to convert two (2) single mag locks to a double)	DBK420			<b>\$76.60</b>



**3. Select Filler Plates and Angle Brackets - Listed on page 249**

<b>Specifications</b>	M420/M420P	M422/M422P
<b>Holding Force</b>	500 lbs	500 lbs per door leaf
<b>Input Voltage</b>	12/24 VDC	12/24 VDC
<b>Current Draw</b> Automatic Dual Voltage 12/24 VDC	.75A @ 12 VDC .38A @ 24 VDC	1.5A @ 12 VDC .76A @ 24 VDC
<b>Height</b>	2-1/2"	2-1/2"
<b>Length</b>	9"	18-1/16"
<b>Width</b>	1-3/8"	1-3/8"
<b>Weight (Approximate)</b>	6 lbs	12 lbs

Pricing/product description subject to change without notice.

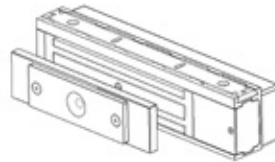
Patent #'s 6,053,546/5,479,151/5,133,581



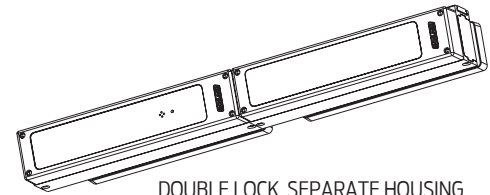
## M490DE Delayed Egress Series with Limited Lifetime Warranty on Magnetic Coil Assembly

### Standard Features

- Delayed egress with plunger switch and external switch input
- Designed to meet NFPA 101 Life Safety Code
- Automatic voltage selection
- UL294 Special locking arrangement including BOCA\*
- ANSI/BHMA 156.24
- UL 10C listed; cUL
- CSFM California State Fire Marshal listed
- Authorized release input
- On-board audible alarm
- On-board bi-color LED
- Fire alarm terminals



SINGLE LOCK



DOUBLE LOCK SEPARATE HOUSING

All 30 second delay requests, require a letter from the local fire marshal for approval or local jurisdiction.

1. Select Model	Factory Set Delay		Single Lock		Double Lock	
	15 sec	30 sec				
<b>Electromagnetic Delayed Egress Lock (DE)</b>	<b>X</b>		M490DE	<b>\$1,773.00</b>	M490DE-2	<b>\$3,470.00</b>
		<b>X</b>	M490DE-30S	<b>\$1,834.00</b>	M490DE-2-30S	<b>\$3,531.00</b>
Delayed Egress Plus (DEP)	<b>X</b>		M490DEP	<b>\$2,661.00</b>	M490DEP-2	<b>\$5,145.00</b>
Delayed Egress Plus (DEP)		<b>X</b>	M490DEP-30S	<b>\$2,721.00</b>	M490DEP-2-30S	<b>\$5,676.00</b>
Delayed Egress Plus, BOCA (DEP-BC)	<b>X</b>		M490DEP-BC	<b>\$2,661.00</b>	M490DEP-2-BC	<b>\$5,145.00</b>
Delayed Egress Plus, BOCA (DEP-BC)		<b>X</b>	M490DEP-BC30S	<b>\$2,721.00</b>	M490DEP-2-BC30S	<b>\$5,204.00</b>

\* Plus (P): Door Status Monitor (DSM), Magnetic Bond Sensor (MBS), Relocking Time Delay (RTD)

\* For BOCA option please contact Customer Care, only available on Plus (P) models

\*PCB Kits (:15, :30 second) are sold separate for in-field updates. See parts section for M490DE, M490DEP and M490DEP BOCA kits.

\* All 30 second delay requests (product / PCB kits), require a letter from the local fire marshal for approval or local jurisdiction.

### 2. Select Options and Accessories

	M490DE / M490DEP	M490DE-2 / M490DEP-2
<b>Herculite (Glass) Door Bracket</b>	HDB490 <b>\$414.00</b>	HDB490-2 <b>\$834.00</b>

### 3. Select Filler Plates and Angle Brackets - Listed on page 249

Specifications	M490DE/M490DEP	M490DE-2/M490DEP-2
<b>Holding Force</b>	1300 lbs	1300 lbs per door leaf
<b>Input Voltage</b>	12/24 VDC	12/24 VDC
<b>Current Draw</b> Automatic Dual Voltage 12/24 VDC	.75A @ 12 VDC .45A @ 24 VDC	1.25A @ 12 VDC 0.76A @ 24 VDC
<b>Height</b>	3"	3"
<b>Length</b>	12-1/2"	25-1/16"
<b>Width</b>	3-1/16"	3-1/16"
<b>Weight (Approximate)</b>	16 lbs	32 lbs

Pricing/product description subject to change without notice.

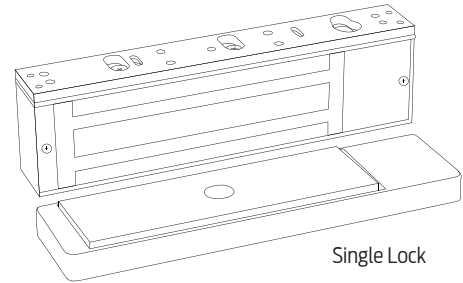
## M390RFK Retrofit Lock with Limited Lifetime Warranty on Magnetic Coil Assembly

Patent # 5,133,581

Designed to retrofit Locknetics 390+ without any additional prep.

### Standard Features:

- ANSI/BHMA 156.23 Grade 1
- UL 294 listed for access control systems units
- UL 10C listed; cUL
- CSFM California State Fire Marshal listed



Single Lock

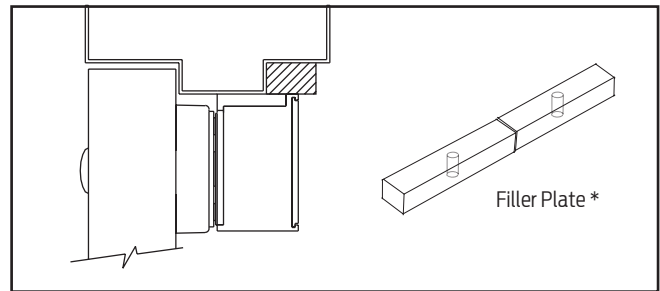
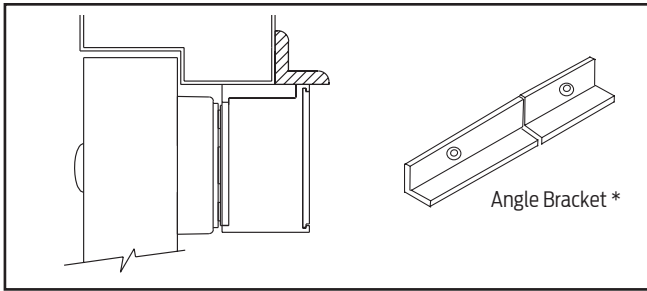
### 1. Select Model

	<b>M390RFK</b>
<b>Electromagnetic Lock</b> Automatic Voltage Selection, Magnetic Bond Sensor, Door Status Monitor, 628 satin aluminum finish	<b>\$1,037.00</b>

### 2. Specifications

	<b>M390RFK</b>
<b>Holding Force</b>	1500 lbs
<b>Input Voltage</b>	12/24 VDC
<b>Current Draw</b> Automatic Dual Voltage 12/24 VDC	.65A @ 12 VDC .45A @ 24 VDC
<b>Height</b>	2-7/8"
<b>Length</b>	10-1/2"
<b>Width</b>	1-5/8"
<b>Weight (Approximate)</b>	12.4 lbs





## Angle Brackets

Length	M420		M450	
	9"		10-1/4"	
Width x Height	Bracket No.	Price Ea.	Bracket No.	Price Ea.
1" x 1"	4201A	\$99.20	4501A	\$99.20
1-1/2" x 1"	4202A	\$107.00	4502A	\$107.00
1-1/2" x 1-1/2"	4203A	\$112.00	4503A	\$112.00
1-1/2" x 2"	4204A	\$147.00	4504A	\$147.00
1-1/2" x 2-1/2"	4205A	\$178.00	4505A	\$178.00

Note: Overall lengths are cut to the appropriate magnet size.

## Angle Brackets

Length	M490/M490DE		M490G Corrosion Resistant	
	12-1/2"		11"	
Width x Height	Bracket No.	Price Ea.	Bracket No.	Price Ea.
1" x 1"	4901A	\$99.20	49G1A	\$99.20
1-1/2" x 1"	4902A	\$107.00	49G2A	\$107.00
1-1/2" x 1-1/2"	4903A	\$112.00	49G3A	\$112.00
1-1/2" x 2"	4904A	\$147.00	49G4A	\$147.00
1-1/2" x 2-1/2"	4905A	\$178.00	49G5A	\$178.00

NOTE: Overall lengths are cut to the appropriate magnet size.

## Filler Plates

Length	M420		M450	
	9"		10-1/4"	
Width x Height	Plate No.	Price Ea.	Plate No.	Price Ea.
1-1/4" x 1/8"	4201F	\$84.20	4501F	\$84.20
1-1/4" x 1/4"	4202F	\$84.20	4502F	\$84.20
1-1/4" x 3/8"	4203F	\$93.40	4503F	\$93.40
1-1/4" x 1/2"	4204F	\$93.40	4504F	\$93.40
1-1/4" x 5/8"	4205F	\$93.40	4505F	\$93.40
3/4" x 1/2"	4206F	\$93.40	4506F	\$93.40
3/4" x 5/8"	4207F	\$106.00	4507F	\$106.00
3/4" x 3/4"	4208F	\$106.00	4508F	\$106.00

## Filler Plates

Length	M490/M490DE		M490G Corrosion Resistant	
	12-1/2"		11"	
Width x Height	Plate No.	Price Ea.	Plate No.	Price Ea.
1-1/4" x 1/8"	4901F	\$84.20	49G1F	\$84.20
1-1/4" x 1/4"	4902F	\$84.20	49G2F	\$84.20
1-1/4" x 3/8"	4903F	\$93.40	49G3F	\$93.40
1-1/4" x 1/2"	4904F	\$93.40	49G4F	\$93.40
1-1/4" x 5/8"	4905F	\$93.40	49G5F	\$93.40
3/4" x 1/2"	4906F	\$93.40	49G6F	\$93.40
3/4" x 5/8"	4907F	\$106.00	49G7F	\$106.00
3/4" x 3/4"	4908F	\$106.00	49G8F	\$106.00

Note: When ordering 422, 452 or 492 two Angle Brackets or Filler Plates are required.  
Double bracket part # is no longer available convert two single brackets.

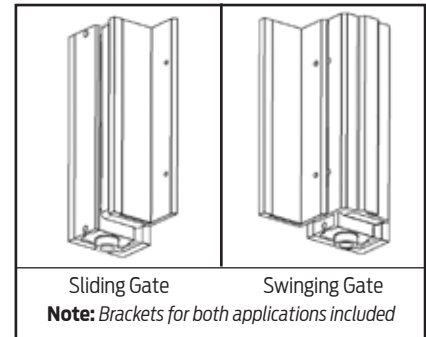
Pricing/product description subject to change without notice.

## M490G Gate Lock

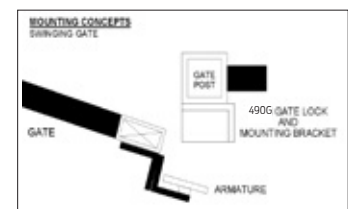
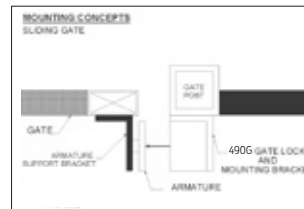
with Limited Lifetime Warranty on Magnetic Coil Assembly

**Standard Features**

- Includes - universal mounting brackets - for swinging or sliding gate
- Special corrosion-resistant finish
- 1/2" EMT compression fitting
- Built in voltage spike suppression
- Door status monitor
- Magnetic Bond Sensor
- ANSI/BHMA 156.23, Outdoor Rated - Certified for use -31° to 151° F (-35° to 66° C)



Specifications	M490G
<b>Holding Force</b>	1500 lbs
<b>Input Voltage</b> (Standard Unit)	12/24 VDC
<b>Current Draw</b> (Amps Standard Unit)	.65A @ 12 VDC
<b>Dual Voltage Field Selectable</b>	.35A @ 24 VDC
<b>Height</b>	3"
<b>Length</b>	11"
<b>Width</b>	1-3/4"
<b>Weight</b> (Approximate)	14 lbs



### 1. Select Model

M490G	Gate Lock	\$834.00
-------	-----------	----------

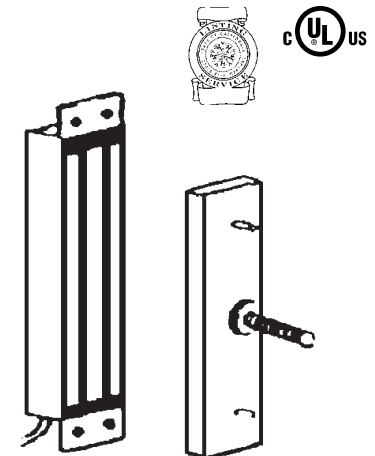
## 320M MiniLine Magnet Lock

### with Limited Lifetime Warranty on Magnetic Coil Assembly

**Standard Features**

- Mortise mount for sliding doors
- Includes mounting tabs and armature mounting block
- Door status monitor and Magnetic Bond Sensor
- Adjustable relocking delay
- UL 10C listed; cUL
- CSFM California State Fire Marshal listed

Specifications	320M
<b>Holding Force</b>	400 lbs. @ 12 VDC; 550 lbs. @ 24 VDC
<b>Input Voltage</b>	12/24 VDC
<b>Current Draw</b>	.23A @ 12 VDC
(Dual Voltage Field Selectable)	.45A @ 24 VDC
<b>Height</b>	1-3/8"
<b>Length</b>	7"
<b>Width</b>	1-7/8"
<b>Weight</b> (Approximate)	6 lbs



**Note:** For Wood Frames: Due to higher ambient operating temperatures, it is **REQUIRED** that the 12 VDC configuration be used.

### 1. Select Model

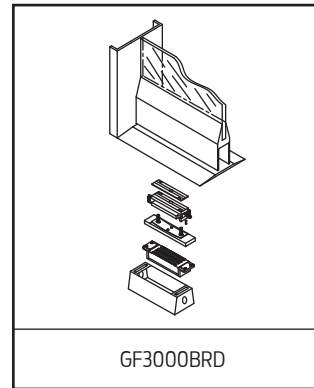
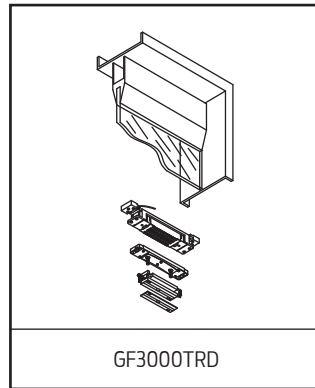
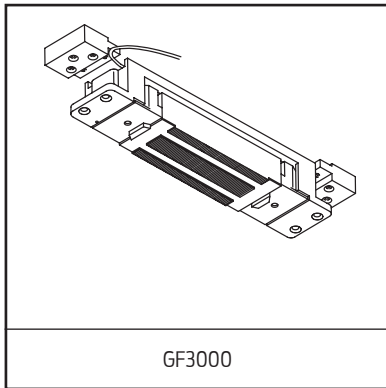
320M	Mini Line	\$708.00
------	-----------	----------

## GF3000 Shear Lock Mortise Series with Limited Lifetime Warranty on Magnetic Coil Assembly

Patent # 6,611,414

### Standard Features

- Microprocessor controlled
- Built-in auto relocking switch (ARS)
- Jump 1/4" gap - no in-rush current (noticeable noise level when connecting)
- Automatic voltage selection 12 VDC or 24 VDC
- Cool temperature regulator
- Adjustable time delay: 2-30 sec. from face of magnet
- ANSI/BHMA 156.23
- UL 10C listed; cUL
- CSFM California State Fire Marshal listed



### 1. Select Model (not recommended for wood doors)

<b>GF3000</b>	<b>Standard Unit</b> Adjustable from top edge of door	<b>\$1,321.00</b>
<b>GF3000TRD</b>	<b>Top Rail Door</b> Mounting assembly which provides armature adjustment from latch edge of door Recommended with zero clearance condition between top of door and ceiling	<b>\$1,815.00</b>
<b>GF3000BRD</b>	<b>Bottom Rail Door</b> Mounting assembly to mortise armature into bottom rail of door Magnet is installed in floor/threshold Provides solution when no top rail is available	<b>\$1,948.00</b>

### 2. Select Options

<b>DSM/MBS</b>	Door Status Monitor/Magnetic Bond Sensor	<b>\$324.00</b>
----------------	--	-----------------

### Specifications

<b>Holding Force</b>	3000 lbs
<b>Current Draw</b>	0.90A @ 12 VDC 0.45A @ 24 VDC
<b>Lock Size</b>	9-1/2" L x 1-1/2" W x 1-1/2" H
<b>Weight (Approximate)</b>	7 lbs
<b>w/ Mounting Tabs</b>	11-9/16" L x 1-1/2" W x 1-1/2" H
<b>Armature</b>	8-3/8" L x 1-3/8" W x 1/2" D
<b>Armature Bracket</b>	10-5/8" L x 1-3/8" W x 1" D

**Note:** Filtered, regulated power supply recommended. See PS900 Series Power Supplies.

Pricing/product description subject to change without notice.

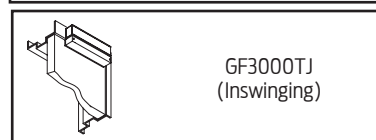
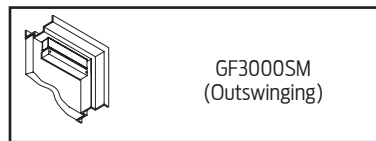
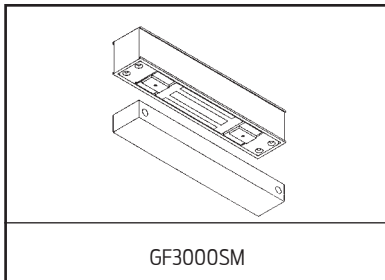
## GF3000 Shear Lock Surface Series with Limited Lifetime Warranty on Magnetic Coil Assembly

Patent # 6,611,414



### Standard Features

- Microprocessor controlled
- Built in auto relocking switch (ARS)
- Jump 1/4" gap - no in-rush current (noticeable noise when connecting)
- Automatic voltage selection 12 VDC or 24 VDC
- Cool temperature regulator
- Adjustable time delay, 2-30 sec. from face of magnet
- Satin black, anodized housing (not available in special finishes)
- ANSI/BHMA 156.23
- UL 10C listed; cUL
- CSFM California State Fire Marshal listed



### 1. Select Model

<b>GF3000SM</b>	<b>Standard Unit</b> (outswinging doors) Adjustable from top edge of armature. Finish plates available in 628 Satin Aluminum, Clear Anodized Finish	<b>\$1,610.00</b>
<b>GF3000TJ</b>	<b>Top Jamb Unit</b> (inswinging doors) Magnet mounts on inside top jamb. Adjustable from top edge of armature Finish plates available in 628 Satin Aluminum, Clear Anodized Finish	<b>\$1,610.00</b>

### 2. Select Options

<b>DSM/MBS</b>	Door Status Monitor/Magnetic Bond Sensor	<b>\$324.00</b>
----------------	--	-----------------

**Note:** Housing available in satin black, anodized (335) finish only

### Specifications

<b>Holding Force</b>	3000 lbs
<b>Current Draw</b>	0.90A @ 12 VDC 0.45A @ 24 VDC
<b>Lock Housing</b>	9-13/16" L x 1-1/4" W x 1-1/2" H
<b>Armature Housing</b>	8-3/8" L x 1-3/8" W x 1/2" D
<b>Weight</b> (Approximate)	9 lbs (SM, TJ suffix)

**Note:** Filtered, regulated power supply recommended See 900 Series Power Supplies

Part Number	Description	List
P44488484	PCB ASSY BASIC - w/ Tape	\$162.00
P44488492	PCB ASSY PLUS - w/ Tape	\$293.00
P23561665	M490 MTG PLATE	\$78.40
P23561954	M450 MTG PLATE	\$72.40
P23561962	M420 MTG PLATE	\$65.40
P44487825	M490 DEL 2 CABLE ASSY	\$147.00
P390498	SEX NUTS 5/16 INSIDE THREAD - 1-3/4" DOOR	\$19.50
P390498-2	SEX NUTS 5/16 INSIDE THREAD - 1-1/2" DOOR	\$94.40
P390498-5	SEX NUTS 5/16 INSIDE THREAD - 2" DOOR	\$131.00
P390498-6	SEX NUTS 5/16 INSIDE THREAD - 2-1/8" DOOR	\$153.00
P390498-7	SEX NUTS 5/16 INSIDE THREAD - 2-1/4" DOOR	\$153.00
P390498-8	SEX NUTS 5/16 INSIDE THREAD - 2-3/8" DOOR	\$154.00
P390498-9	SEX NUTS 5/16 INSIDE THREAD - 2-1/2" DOOR	\$155.00
P390498-11	SEX NUTS 5/16 INSIDE THREAD - 2-3/4" DOOR	\$174.00
P44489342	Armature TJ Fastener Pack	\$18.90
P23566821	Magnetic TJ Fastener Pack	\$18.90
P44489110	490 Armature Mounting Fastener Pack	\$26.50
P44489128	450/420 Armature Mounting Fastener Pack	\$35.10
P44488377	490/450 DBK - Double Magnet Connector Kit (Screw Mounting Pack Sold Separate)	\$94.70
P44488286	420 DBK - Double Magnet Connector Kit (Screw Mounting Pack Sold Separate)	\$94.70
P23879471	DE Cover Security Screw Pack	\$28.20
P23841067	M450/490 Cover Plate Kit	\$18.90
P23841075	M420 Cover Plate Kit	\$18.90
P23840283	M420 Mag MTG Pack	\$18.90
P23840291	M490/450 Mag MTG Pack	\$18.90
P23840911	M490DE PCB Cover Kit	\$99.80
P23840929	M490DE-S Cover Kit	\$90.00
P23840937	M490DEP PCB Kit (:15 Sec. Delay)	\$835.00
P23688815	490G TJ KIT ASSEMBLY	\$310.00
P47261542	M490DEP PCB Kit (:30 Sec Delay)	\$858.00
P23840945	M490DE PCB Kit (:15 Sec. Delay)	\$671.00
P47261543	M490DE PCB Kit (:30 Sec Delay)	\$696.00
P47244950	M490DE Arm Mount Fast Pack	\$23.30
P44487817	M490DE Cover Plate Assembly	\$55.60
P23840952	M490DEP BOCA PCB Kit (:15 Sec. Delay)	\$362.00
P47261544	M490DEP BOCA PCB Kit (:30 Sec Delay)	\$389.00
P23841208	HDB SCREW Kit	\$18.90
P23850357	Screw Pack - M400 Series Filler Plate - Angle Bracket	\$51.40
P23566359	M490 Armature Housing Assembly	\$103.00
P23561996	M450 Armature Housing Assembly	\$97.30
P23566888	M420 Armature Housing Assembly	\$95.60
P23561707	M490 Armature	\$293.00
P44489318	M450 Armature	\$137.00
P23562025	M420 Armature	\$104.00
P44487767	M490DEL Armature	\$302.00
P44488443	M490DE Basic Remote (DE Remote only)	\$1,696.00
P44488468	M490DEP Plus Remote (DE Plus Remote only)	\$2,483.00
P280037	GF3000 Armature Mounting Assembly TRD & BRD	\$219.00
P280043	GF3000BR Threshold Box	\$42.70
P280052	GF3000BRD Armature Assembly	\$149.00
P280053	GF3000BRD Mounting Hardware Pack	\$25.90
P280055	GF3000BRD Switch Kit ARSM	\$41.30
P280113	GF3000 Magnet Bracket	\$54.80
P280120	GF3000 Armature	\$147.00
P280124	GF3000 Armature Bracket	\$46.20
P280130-2	GF3000 Control Module	\$425.00
P280135	GF3000 Mounting Hardware Pack	\$75.40
P280147	GF3000TRD Armature Assembly	\$192.00
P300000	GF3000BRD Connector Assembly	\$13.40
P300001	GF3000 & TRD Connector Assembly	\$278.00
P679024	GF3000 DSM Switch	\$183.00

Pricing/product description subject to change without notice.



<b>POWER SUPPLIES - TABLE OF CONTENTS</b>	
<b>PS902 POWER SUPPLIES AND OPTION BOARDS</b>	<b>256</b>
<b>PS904 POWER SUPPLIES AND OPTION BOARDS</b>	<b>257</b>
<b>PS906 POWER SUPPLIES AND OPTION BOARDS</b>	<b>258</b>

**CONTACT INFORMATION FOR POWER SUPPLIES & ACCESSORIES**

Payment Address: Schlage Electronic Security  
 15934 Collections Center Drive  
 Chicago, IL 60693

<b>877-671-7011</b>	
<b>Customer Service:</b>	<b>Technical Support:</b>
Order Status, Credit Returns of Non-Defective Products, General Sales Questions	Technical Questions/Issues, Returns of Defective Products, Repairs
Email Orders To: Allegion_Orders@allegion.com	Contact For Technical Assistance: Electronic_Lock_TechProdSupport@allegion.com

Pricing/product description subject to change without notice.


# PS902 Power Supplies

2A @ 12/24 VDC – field selectable



## Standard Features

- UL 294 Listed for Access Control
- Class2 rated power limited output
- Universal 120-240 VAC input
- Regulated and filtered DC outputs
- AC input and DC output LED indications
- Fire alarm relay and battery backup board attach to main board
- 1 Plug and play connector for optional distribution boards
- AC input status indication on outside cover
- AC status monitor
- 14" H x 12" W x 4" D enclosure



### 1. Select Power Supply

<b>PS902</b>	Base Power Supply (2A @ 12/24 VDC- field selectable) (approx. weight: 9 lbs) -PS902 is able to accept a total of one optional distribution board, plus one fire alarm relay along with one battery backup board and up to two 7A/hr batteries	<b>\$297.00</b>
--------------	--	-----------------

### 2. Select Optional Distribution Board with or without FA (Fire Alarm Relay)

<b>1.</b>	900-4R - 4 independently controlled relays	<b>\$200.00</b>
<b>1.</b>	900-4R FA - 4 independently controlled relays with FA	<b>\$274.00</b>
<b>2.</b>	900-2RS - 2 relay EL panic device control board	<b>\$204.00</b>
<b>2.</b>	900-2RS FA - 2 relay output with FA	<b>\$278.00</b>
<b>3.</b>	900-4RL - 4 relay board with integrated logic for controlling security interlocks, auto operators, and time delays	<b>\$551.00</b>
<b>3.</b>	900-4RL FA - 4 relay board with integrated logic for controlling security interlocks, auto operators, and time delays with FA	<b>\$625.00</b>
<b>4.</b>	900-8F - 8 fuse protected outputs	<b>\$74.00</b>
<b>4.</b>	900-8F FA - 8 fuse protected outputs with FA	<b>\$148.00</b>
<b>5.</b>	900-8P - 8 PTC protected outputs	<b>\$74.00</b>
<b>5.</b>	900-8P FA - 8 PTC protected outputs with FA	<b>\$148.00</b>

\* Fire alarm relay requires option board installation. If PS906 with fire alarm input only is desired, order 900-8P FA

### 3. Select Other Power Supply Options

<b>1.</b>	900-BBK - Battery Backup Kit (includes two 7A/hr batteries)	<b>\$288.00</b>
<b>1.</b>	900-BB - Battery Backup Board only (sold separately)	<b>\$144.00</b>
<b>1.</b>	900-BAT - Backup Battery Pack Two (2) 7A/hr batteries (sold separately)	<b>\$144.00</b>
<b>2.</b>	900-FA - Fire Alarm Relay (EIR) module is a plug-in relay to provide an interface with fire or other emergency override systems *may be installed directly on main board, or may be used with optional distribution board	<b>\$74.00</b>
<b>3.</b>	900-KL - Key Lock	<b>\$46.00</b>
<b>4.</b>	BAA-BAA Compliant Product	<b>\$46.00</b>

BAA compliant products must have the cover letter on page 303 included with the order. Failure to use this cover letter will result in the customer receiving non-BAA compliant product with no recourse for an RMA or refund. BAA compliant product requires a longer lead time, please contact customer service for details.

**Note:** PS902 power supplies require connection to AC line voltage. Installation and all electrical connections (high and low voltage) should be performed by a qualified electrical contractor.




# PS904 Power Supplies

4A @ 12/24 VDC – field selectable



## Standard Features

- UL 294 Listed for Access Control
- Class2 rated power limited output
- Universal 120-240 VAC input
- Regulated and filtered DC outputs
- AC input and DC output LED indications
- Battery backup board attaches to main board
- 2 Plug and play connectors for optional distribution boards
- AC input status indication on outside cover
- AC status monitor
- 14" H x 12" W x 4" D enclosure



## 1. Select Power Supply

<b>PS904</b>	Base Power Supply (4A @ 12/24 VDC- field selectable) (approx. weight: 11 lbs) PS904 is able to accept a total of two optional distribution boards, plus one battery backup board and up to two 7A/hr batteries	<b>\$563.00</b>
--------------	---	-----------------

## 2. Select Optional Distribution Board with or without FA (Fire Alarm Relay)

<b>1.</b>	900-4R - 4 independently controlled relays	<b>\$200.00</b>
<b>1.</b>	900-4R FA - 4 independently controlled relays with FA	<b>\$274.00</b>
<b>2.</b>	900-2RS - 2 relay EL panic device control board	<b>\$204.00</b>
<b>2.</b>	900-2RS FA - 2 relay output with FA	<b>\$278.00</b>
<b>3.</b>	900-4RL - 4 relay board with integrated logic for controlling security interlocks, auto operators, and time delays	<b>\$551.00</b>
<b>3.</b>	900-4RL FA - 4 relay board with integrated logic for controlling security interlocks, auto operators, and time delays with FA	<b>\$625.00</b>
<b>4.</b>	900-8F - 8 fuse protected outputs	<b>\$74.00</b>
<b>4.</b>	900-8F FA - 8 fuse protected outputs with FA	<b>\$148.00</b>
<b>5.</b>	900-8P - 8 PTC protected outputs	<b>\$74.00</b>
<b>5.</b>	900-8P FA - 8 PTC protected outputs with FA	<b>\$148.00</b>

\* Fire alarm relay requires option board installation. If PS904 with fire alarm input only is desired, order 900-8P FA

## 3. Select Other Power Supply Options

<b>1.</b>	900-BBK - Battery Backup Kit (includes two 7A/hr batteries)	<b>\$288.00</b>
<b>1.</b>	900-BB - Battery Backup Board only (sold separately)	<b>\$144.00</b>
<b>1.</b>	900-BAT - Backup Battery Pack Two (2) 7A/hr batteries (sold separately)	<b>\$144.00</b>
<b>2.</b>	900-KL - Key Lock	<b>\$46.00</b>
<b>3.</b>	BAA-BAA Compliant Product	<b>\$46.00</b>

BAA compliant products must have the cover letter on page 303 included with the order. Failure to use this cover letter will result in the customer receiving non-BAA compliant product with no recourse for an RMA or refund. BAA compliant product requires a longer lead time, please contact customer service for details.

**Note:** PS904 power supplies require connection to AC line voltage. Installation and all electrical connections (high and low voltage) should be performed by a qualified electrical contractor.


## PS906 Power Supplies

6A @ 12/24 VDC – field selectable



### Standard Features

- UL 294 Listed for Access Control
- Class 2 rated power limited output when paired with 8P option board
- Universal 120-240 VAC input
- Regulated and filtered DC outputs
- AC input and DC output LED indications
- Battery backup board attaches to main board
- 3 Plug and play connectors for optional distribution boards
- AC input status indication on outside cover
- AC status monitor
- 14" H x 12" W x 4" D enclosure



### 1. Select Power Supply

<b>PS906</b>	Base Power Supply (6A @ 12/24 VDC- field selectable) (approx. weight: 7 lbs) PS906 is able to accept three optional distribution boards or two optional boards with battery backup board and two 7A/hr batteries	<b>\$871.00</b>
--------------	--	-----------------

### 2. Select Optional Distribution Board with or without FA (Fire Alarm Relay)

<b>1.</b>	900-4R - 4 independently controlled relays	<b>\$200.00</b>
<b>1.</b>	900-4R FA - 4 independently controlled relays with FA	<b>\$274.00</b>
<b>2.</b>	900-2RS - 2 relay EL panic device control board	<b>\$204.00</b>
<b>2.</b>	900-2RS FA - 2 relay output with FA	<b>\$278.00</b>
<b>3.</b>	900-4RL - 4 relay board with integrated logic for controlling security interlocks, auto operators, and time delays	<b>\$551.00</b>
<b>3.</b>	900-4RL FA - 4 relay board with integrated logic for controlling security interlocks, auto operators, and time delays with FA	<b>\$625.00</b>
<b>4.</b>	900-8F - 8 fuse protected outputs	<b>\$74.00</b>
<b>4.</b>	900-8F FA - 8 fuse protected outputs with FA	<b>\$148.00</b>
<b>5.</b>	900-8P - 8 PTC protected outputs	<b>\$74.00</b>
<b>5.</b>	900-8P FA - 8 PTC protected outputs with FA	<b>\$148.00</b>

### 3. Select Other Power Supply Options

<b>1.</b>	900-BBK - Battery Backup Kit (includes two 7A/hr batteries) <i>*Can not be used if 3rd distribution board is installed*</i>	<b>\$288.00</b>
<b>1.</b>	900-BB - Battery Backup Board only (sold separately)	<b>\$144.00</b>
<b>1.</b>	900-BAT - Backup Battery Pack Two (2) 7A/hr batteries (sold separately)	<b>\$144.00</b>
<b>2.</b>	900-KL - Key Lock	<b>\$46.00</b>
<b>3.</b>	BAA-BAA Compliant Product	<b>\$46.00</b>

BAA compliant products must have the cover letter on page 303 included with the order. Failure to use this cover letter will result in the customer receiving non-BAA compliant product with no recourse for an RMA or refund. BAA compliant product requires a longer lead time, please contact customer service for details.

**Note:** PS906 power supplies require connection to AC line voltage. Installation and all electrical connections (high and low voltage) should be performed by a qualified electrical contractor.

**SYSTEM ACCESSORIES - TABLE OF CONENTS**

<b>CONSOLES AND MONITORING STATIONS</b>	<b>260</b>
8200 Series	260
800 Series	260
<b>ELECTRONIC ACCESS RELEASING DEVICES</b>	<b>261</b>
672 TouchBar	261
692 SmartBar	262
672 TouchBar / 692 SmartBar Parts	263
600 Series Heavy Duty Pushbutton	264
700 Series Entry Level Pushbutton	266
650 Series Heavy Duty Keyswitches	267
<b>SPECIALTY EQUIPMENT</b>	<b>269</b>
Door Position Switches	269
Door Cords	269
<b>ACCESSORIES</b>	<b>270</b>
Electric Horns	270
Scanners/PIRs	270
740 Series Emergency Break Glass	270
660 Series Surface Mini Box	270
<b>ELECTROMECHANICAL LOCKS</b>	<b>271</b>
442S Series Cabinet Lock	271
PB405-PB405S PowerBolts	271

**CONTACT INFORMATION FOR SYSTEM ACCESSORIES**

Payment Address: Schlage Electronic Security  
 15934 Collections Center Drive  
 Chicago, IL 60693

<b>877-671-7011</b>	
<b>Customer Service:</b>	<b>Technical Support:</b>
Order Status, Credit Returns of Non-Defective Products, General Sales Questions	Technical Questions/Issues, Returns of Defective Products, Repairs
Email Orders To: Allegion_Orders@allegion.com	Contact For Technical Assistance: Electronic_Lock_TechProdSupport@allegion.com

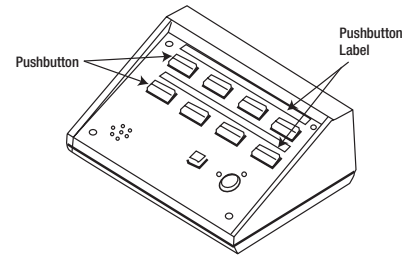
Pricing/product description subject to change without notice.



## 8200 Series Consoles

### Features

- Slope front design, with anodized face plate and durable housing
- Each station provides maintained or momentary SPDT pushbutton switch
- Red and green indicator lamps
- Security keyswitch
- Signaling Horn
- Alarm reset button
- 24 VDC operation
- UL 294 listed for access control system



4 or 8 zone console

### Select Model

1. Select model - last digit indicates # of zones and select pushbutton function by zone
2. Specify a switch for each zone; M (momentary) or A (alternate action, maintained)

	ZONE	1	2	3	4	5	6	7	8	
8204		---	---	---	---					<b>\$1,578.00</b>
8208		---	---	---	---	---	---	---	---	<b>\$2,778.00</b>


### Replacement Parts

8200MS	Momentary Switch Assembly	<b>\$179.00</b>
8200AS	Alternate Action (maintained) Switch Assembly	<b>\$179.00</b>
P810033	8 Zone PCB Assembly	<b>\$279.00</b>
P810049	Console Silence Button	<b>\$97.20</b>
P810050	Console Keyswitch	<b>\$110.00</b>

## 800 Series Remote & Local Monitoring Stations



800A



801

### Select Model

<b>800A</b>	Remote monitoring - audible sound, 70 dB @ 2ft	<b>\$178.00</b>
<b>800L1</b>	Local monitoring - one LED indicator - red, green or amber	<b>\$89.00</b>
<b>800L2</b>	Two LED indicators - red, green or amber	<b>\$122.00</b>
<b>801</b>	Local or Remote Monitoring Station (requires MBS option on locking device)	<b>\$328.00</b>
<b>801KS</b>	Local or Remote Monitoring Station with Keyswitch (less cylinder) for Legal Release & Reset feature (requires MBS on locking device) SPDT momentary x SPDT maintained contact arrangement	<b>\$868.00</b>

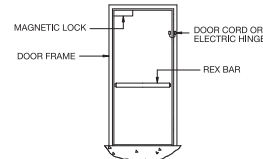


## 672 TouchBar

The 672 TouchBar is a request-to-exit device used to release electromagnetic locks. Designed for easy installation, smooth operation and maximum durability.

### Standard Features

- Pushpad with "PUSH TO EXIT" signage
- 1/4" Movement to activate switch
- Heavy-duty aluminum extrusion and powder coated zinc end caps
- Double pole, double throw switch
- UL 294 listed for access control system
- Universal mounting system for aluminum, hollow metal and wood doors (Includes self-drilling, self-tapping screws for aluminum or wood door application: RIV nuts for hollow metal door applications)
- Field reversible



REX Bar Application

### 1. Select Model

<b>672</b>	For aluminum, hollow metal and wood doors	<b>\$419.00</b>
------------	---	-----------------

### 2. Select Door Size

<b>36", 42" or 48"</b>	Standard door width	<b>STANDARD</b>
------------------------	---------------------	-----------------

### 3. Select Finish

<b>628</b>	Clear Anodized Aluminum	<b>STANDARD</b>
<b>313</b>	Dark Satin Bronze Anodized Aluminum	<b>\$39.90</b>

### 4. Select Pushpad

<b>RD</b>	Black pushpad with RED letters "PUSH TO EXIT"	<b>STANDARD</b>
<b>GID</b>	Black pushpad with Glow-In-The-Dark letters "PUSH TO EXIT"	<b>NO CHARGE</b>

### 5. Select Handing

<b>RHR</b>	Right Hand Reverse	<b>STANDARD</b>
<b>LHR</b>	Left Hand Reverse	<b>NO CHARGE</b>

### 6. Select Option/Accessory

<b>AR</b>	798-18, 18" x 1/2" Armored Door Cord (less wires) in/out swinging	<b>\$75.20</b>
<b>WD</b>	Sexnut door kit for heavy-duty wood door and hollow metal door applications (includes 4 sex bolts & screws)	<b>\$98.20</b>
<b>SHK</b>	Aluminum Door Mounting Shim Kit (Includes brackets/shims & screws)	<b>\$98.20</b>

## Parts

See 672 TouchBar Parts on page 263.

## Specifications

### Mechanical

- Available in standard lengths to fit 36", 42" and 48" doors
- Can also be field cut at the installation site for custom lengths

### Electrical

- Switch:** DPDT contacts rated 4A @ 30 VDC
- Wiring:** 6 Conductor Cable - 20 AWG (standard)

## 692 SmartBar



The 692 TouchBar is a request-to-exit device with no moving parts used to release electromagnetic locks. Designed for easy installation, smooth operation and maximum durability.

### Standard Features

- Push pad with "PUSH TO EXIT" signage
- Touch any point on the pushpad to release locking device
- Audible alarm
- Heavy duty aluminum extrusion and powder coated zinc end caps
- Directionally opposed infrared detection circuits
- DPDT relay
- Universal mounting system for aluminum, hollow metal and wood doors (Includes self-drilling, self-tapping screws for aluminum or wood door application: RIV nuts for hollow metal door applications)
- 798-18, 18" x 1/2" Armored door cord (798-18) shipped standard
- UL 294 listed for access control system



### 1. Select Model

<b>692</b>	For aluminum, hollow metal and wood doors	<b>\$763.00</b>
------------	---	-----------------

### 2. Select Door Size

<b>36", 42" or 48"</b>	Standard door width	<b>STANDARD</b>
------------------------	---------------------	-----------------

### 3. Select Finish

<b>628</b>	Clear Anodized Aluminum	<b>STANDARD</b>
<b>313</b>	Dark Satin Bronze Anodized Aluminum	<b>\$39.90</b>

### 4. Select Pushpad

<b>RD</b>	Black pushpad with RED letters "PUSH TO EXIT"	<b>STANDARD</b>
<b>GID</b>	Black pushpad with Glow-In-The-Dark letters "PUSH TO EXIT"	<b>NO CHARGE</b>

### 5. Select Handing

<b>RHR</b>	Right hand reverse	<b>STANDARD</b>
<b>LHR</b>	Left hand reverse	<b>NO CHARGE</b>

### 6. Select Option/Accessory

<b>WD</b>	Sexnut door kit (for heavy-duty wood door and hollow metal door applications)	<b>\$98.20</b>
<b>SHK</b>	Aluminum Door Mounting Shim Kit (Includes brackets/shims & screws)	<b>\$98.20</b>

## Parts

See 692 TouchBar Parts on page 263.

## Specifications

### Mechanical

- Available in standard lengths to fit 36", 42" and 48" doors
- Can also be field cut at the installation site

### Electrical

- Input Voltage:** 12 or 24 VDC. Maximum current draw .50A
- Contact Rating:** 4A @ 30 VDC
- Wiring:** 8 Conductor Cable - 20 AWG - 6 ft long

**672 / 692 Shared Parts**

P972797	CHAN END CAP BRKT - 672/692	<b>\$116.00</b>
P972792	Exit Insert - Red	<b>\$110.00</b>
P972791	Exit Plate - Black	<b>\$110.00</b>
P900256	Mounting Screw Pack 672/692	<b>\$110.00</b>
P900257-628	REX SNB KIT QTY-4 US32D	<b>\$110.00</b>
P900257-313	REX SNB KIT QTY-4 SP313	<b>\$110.00</b>
P900275-BLK	Spacer Adaptor - Black	<b>\$131.00</b>
P900275-GRY	Spacer Adaptor - Gray	<b>\$131.00</b>
P972772-313	Standard Pushbar-36-313	<b>\$188.00</b>
P972772-628	Standard Pushbar-36-628	<b>\$188.00</b>
P972773-313	Standard Pushbar-42-313	<b>\$188.00</b>
P972773-628	Standard Pushbar-42-628	<b>\$188.00</b>
P972774-313	Standard Pushbar-48-313	<b>\$188.00</b>
P972774-628	Standard Pushbar-48-628	<b>\$188.00</b>

**672 Parts**

P972766-628	672 Cover Plate - 36"- 628	<b>\$143.00</b>
P972767-313	672 Cover Plate - 42"- 313	<b>\$143.00</b>
P972767-628	672 Cover Plate - 42"- 628	<b>\$143.00</b>
P972768-313	672 Cover Plate - 48"- 313	<b>\$143.00</b>
P972768-628	672 Cover Plate - 48"- 628	<b>\$143.00</b>
P972784-BLK	672 Channel End Cap - Black 672	<b>\$117.00</b>
P972784-GRY	672 Channel End Cap	<b>\$117.00</b>
P114281	PCB Assembly DPDT 672	<b>\$233.00</b>

**692 Parts**

P692001	692 Beam Housing Assembly - Black	<b>\$200.00</b>
P114285	Control Board Assy - 692	<b>\$391.00</b>
P972769-313	692 Cover Plate - 36"- 313	<b>\$143.00</b>
P972769-628	692 Cover Plate - 36"- 628	<b>\$143.00</b>
P972770-313	692 Cover Plate - 42"- 313	<b>\$143.00</b>
P972770-628	692 Cover Plate - 42"- 628	<b>\$143.00</b>
P972771-313	692 Cover Plate - 48"- 313	<b>\$143.00</b>
P972771-628	692 Cover Plate - 48"- 628	<b>\$143.00</b>
P114287	692 Wire Harness - 6 Ft	<b>\$149.00</b>
P114284	End Cap PCB Cable Assy - 692	<b>\$117.00</b>

Pricing/product description subject to change without notice.

## 600 Series Heavy Duty Pushbuttons

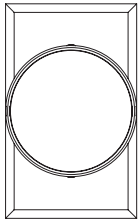
3A@30 VDC, Momentary (Standard) contacts



621  
623



621-NS  
623-NS



625



625-NS

### 1. Select Model

Product No.	Cover Plate	Cone	Button		
621AL	Stainless Steel	Plastic	1-1/4"	Aluminum	\$246.00
621AL EX	2-3/4" x 4-1/2"	Translucent	1-1/4"	Alum. "Push to Exit" engraved	\$246.00
621AL RD EX			1-1/4"	Alum. (red coated), "Push to Exit" engraved	\$246.00
621BLH			1-1/4"	Blue Handicapped symbol	\$197.00
621BK			1-1/4"	Black	\$197.00
621GR			1-1/4"	Green	\$197.00
621GR EX			1-1/4"	Green "Push to Exit"	\$197.00
621RD			1-1/4"	Red	\$197.00
621RD EX			1-1/4"	Red "Push to Exit"	\$197.00
621GID			1-1/4"	Glow-in-the-Dark	\$197.00
621GID EX			1-1/4"	Glow-in-the-Dark "Push to Exit"	\$197.00
623BLH	Stainless Steel	Plastic	1-5/8"	Blue Handicapped symbol	\$197.00
623BK	2-3/4" x 4-1/2"	Translucent	1-5/8"	Black	\$197.00
623GR			1-5/8"	Green	\$197.00
623GR EX			1-5/8"	Green "Push to Exit"	\$197.00
623RD			1-5/8"	Red	\$197.00
623RD EX			1-5/8"	Red "Push to Exit"	\$197.00
623GID			1-5/8"	Glow-in-the-Dark	\$197.00
623GID EX			1-5/8"	Glow-in-the-Dark "Push to Exit"	\$197.00
625BLH	Stainless Steel	Plastic	2-3/4"	Blue Handicapped symbol	\$197.00
625BK	2-3/4" x 4-1/2"	Translucent	2-3/4"	Black	\$197.00
625GR			2-3/4"	Green	\$197.00
625GR EX			2-3/4"	Green "Push to Exit"	\$197.00
625RD			2-3/4"	Red	\$197.00
625RD EX			2-3/4"	Red "Push to Exit"	\$197.00
631AL*	Cast Zinc	Zinc	1-1/4"	Aluminum	\$362.00
631AL EX*	2-3/4" x 4-1/2"		1-1/4"	Aluminum "Push to Exit" engraved	\$362.00
631AL RD EX*	Extreme Duty		1-1/4"	Aluminum (red coated) "Push to Exit" Engraved silver	\$362.00

\* not available in special finishes

### 2. Select Options

DA	Delayed Pneumatic Action (3A @ 30 VDC, form Z contacts)	\$525.00
NS	Narrow Stile - Stainless Steel Plate (1-3/4" x 4-1/2")	NO CHARGE
AA	Alternate Action/Maintained (3A @ 30VDC)	NO CHARGE
L2/ILL	LEDs for glow thru cone for 621 and 623 models (12-24 VDC .025A @ 28VDC)	\$79.50
DP	DPDT - Double pole, double throw (not available with DA option)	\$39.90

### 3. Select Finish - Heavy Duty Plate (HDP Included - Required for Special Finish)

630	BHMA 630/US32D on .035 Satin Stainless Steel	Standard
SF-626	Satin Chrome on heavy-duty zinc (standard on 631 models)	\$67.50
SF-625	Bright Chrome on heavy-duty zinc	\$173.00
SF-613	Oil Rubbed Bronze on heavy-duty zinc	\$173.00



**PCB Assembly Only**

P620009-1	DPDT - PC Board Assembly	<b>\$91.70</b>
P620009	SPDT - PC Board Assembly	<b>\$51.80</b>
P395362	L2/ILL - PC Board Assembly	<b>\$80.10</b>

**621 Button Only**

P620136	Button 1-1/4" Metal	<b>\$49.20</b>
P620026-1	Button 1-1/4" Metal Push to Exit	<b>\$49.20</b>
P620092-BL	Button 1-1/4" Blue Handicap	<b>\$35.10</b>
P620090-BK	Button 1-1/4" Black	<b>\$35.10</b>
P620090-GID	Button 1-1/4" GID	<b>\$35.10</b>
P620090-GR	Button 1-1/4" Green	<b>\$35.10</b>
P620090-RD	Button 1-1/4" Red	<b>\$35.10</b>
P620091-GID	Button 1-1/4" GID	<b>\$35.10</b>
P620091-GR	Button 1-1/4" Green	<b>\$35.10</b>
P620091-RD	Button 1-1/4" Red	<b>\$35.10</b>

**623 Button Only**

P620032-BL	Button 1-5/8" Blue Handicap	<b>\$35.10</b>
P620014-GID	Button 1-5/8" GID	<b>\$35.10</b>
P620031-GID	Button 1-5/8" GID Push to Exit	<b>\$35.10</b>
P620014-GR	Button 1-5/8" Green	<b>\$35.10</b>
P620031-GR	Button 1-5/8" Green Push to Exit	<b>\$35.10</b>
P620014-RD	Button 1-5/8" Red	<b>\$35.10</b>
P620031-RD	Button 1-5/8" Red Push to Exit	<b>\$35.10</b>
P620014-BK	Button 1-5/8" Black	<b>\$35.10</b>

**625 Button Only**

P620029-BK	Button 2-3/4" Black	<b>\$35.10</b>
P620027-BL	Button 2-3/4" Blue Handicap	<b>\$35.10</b>
P620029-GR	Button 2-3/4" Green	<b>\$35.10</b>
P620028-GR	Button 2-3/4" Green Push to Exit	<b>\$35.10</b>
P620029-RD	Button 2-3/4" Red	<b>\$35.10</b>
P620028-RD	Button 2-3/4" Red Push to Exit	<b>\$35.10</b>

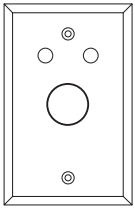
**Faceplates Only**

P620008-613	Heavy Duty Plate - 613 Dark Satin Bronze	<b>\$173.00</b>
P620008-625	Heavy Duty Plate - 625 Bright Chrome	<b>\$173.00</b>
P620008-626	Heavy Duty Plate - 626 Satin Chrome	<b>\$63.30</b>
P620020-613	Heavy Duty Plate Narrow - 613 Dark Satin Bronze	<b>\$173.00</b>
P620020-625	Heavy Duty Plate Narrow - 625 Bright Chrome	<b>\$173.00</b>
P620020-626	Heavy Duty Plate Narrow - 626 Satin Chrome	<b>\$67.50</b>
P620088	Plate Narrow Stainless Steel	<b>\$67.50</b>
P620033	Plate Single-Gang Stainless Steel	<b>\$67.50</b>

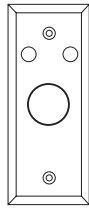
**Other Parts**

P630032	Anti-Tamper Plug - 631 Stainless Steel	<b>\$6.50</b>
---------	--	---------------

## 700 Series Entry Level Pushbutton




701RD-L2



701RD-NS-L2



709BLH ILL-L2



709RD EX ILL-L2

## Specifications

## Output contact Rating:

**701 Series** 3A @ 30 VAC/VDC, momentary SPDT contacts

**709 Series** 5A @ 30 VAC/VDC, momentary SPDT contacts

## 1. Select Model

Product No.	Cover Plate	Button	Price
701RD	Stainless Steel Only	Red 7/8"	\$161.00
701BK	2-3/4" x 4-1/2"	Black 7/8"	\$161.00
701RD EX		Red 5/8" Engraved "Push to Exit"	\$161.00
701RD EX ILL		Red 5/8" Illuminated "Push to Exit"	\$194.00
709RD EX ILL*	Stainless Steel Only	Red 2" sq Illuminated "Push to Exit"	\$188.00
709GR EX ILL*	2-3/4" x 4-1/2"	Green 2" sq Illuminated "Push to Exit"	\$188.00
709BLH ILL*		Blue 2" sq Illuminated Handicapped Symbol	\$188.00

\*Must Specify 12 VDC or 24 VDC when ordering 709 Series Pushbuttons

## 2. Select Options

<b>L2</b>	Two LEDs, red or green, dual voltage	\$79.80
<b>AA</b>	Alternate Action - maintained for 701 Series only	\$24.50
<b>NS</b>	Narrow Stile plate for 701 Series only	NO CHARGE

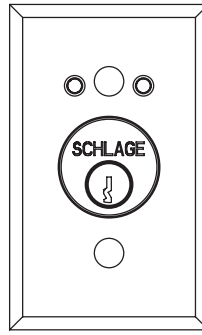
## Parts

P100682	701 Button 7/8" - Red	\$49.20
P100688	701 Button 7/8" - Black	\$49.20
P701629	701 Narrow Stainless Steel Plate	\$39.10
P701607	701 Stainless Steel Plate	\$39.10
P701628	701 Stainless Steel Plate L2	\$39.10

## 650 Series Heavy Duty Keyswitches

Patent #6689972

- Patented Magnetic Spring Design
- Momentary to Maintained Functions
- 5A @ 30 VDC, SPDT contacts
- Standard faceplate finish 630 Stainless Steel



653-04-L2



653-04-L2-NS

**Note:** 650 Series Keyswitches operate with either a 1-1/8" or 1-1/4" cylinder having a straight type cam. 1-1/4" Cylinders require a 1/8" blocking / spacer ring (included with the CYL and CYL-KA options). Cannot be used with cylinder and/or collar greater than 1-3/8".

### 1. Select Keyswitch Function

Product No.	Description	Cover Plate	
653-04	SPDT maintained single direction - Stainless Steel	2-3/4" x 4-1/2"	<b>\$264.00</b>
653-05	SPDT momentary single direction - Stainless Steel	2-3/4" x 4-1/2"	<b>\$264.00</b>
653-14	DPDT maintained single direction - Stainless Steel	2-3/4" x 4-1/2"	<b>\$305.00</b>
653-15	DPDT momentary single direction - Stainless Steel	2-3/4" x 4-1/2"	<b>\$305.00</b>
653-1414	(2) DPDT maintained bi-direction - Stainless Steel	2-3/4" x 4-1/2"	<b>\$403.00</b>
653-1415	DPDT maintained x DPDT momentary - Stainless Steel	2-3/4" x 4-1/2"	<b>\$403.00</b>
653-1515	(2) DPDT momentary bi-direction - Stainless Steel	2-3/4" x 4-1/2"	<b>\$403.00</b>
653-041	SPDT maintained x key remove one position - Stainless Steel	2-3/4" x 4-1/2"	<b>\$264.00</b>
653-0404	(2) SPDT maintained bi-direction - Stainless Steel	2-3/4" x 4-1/2"	<b>\$305.00</b>
653-0405	SPDT maintained x SPDT momentary - Stainless Steel	2-3/4" x 4-1/2"	<b>\$305.00</b>
653-141	DPDT maintained x key remove one position - Stainless Steel	2-3/4" x 4-1/2"	<b>\$305.00</b>
653-0505	(2) SPDT momentary bi-direction - Stainless Steel	2-3/4" x 4-1/2"	<b>\$305.00</b>

### 2. Select Options - (CYL or CYL-KA must be chosen to receive a core)

L2	Two LEDs (red/green), dual voltage 12/24 VDC	<b>\$79.80</b>
NS	Narrow Stile - Stainless Steel Plate (1-3/4" x 4-1/2")	<b>NOCHARGE</b>
ATS	Anti-Tamper Switch	<b>\$75.20</b>
WP	Water Resistant Cover fits 1-1/8" cylinder only (not available with NS or L2 or special finishes)	<b>\$95.20</b>
CYL	1-1/4" Schlage Everest Mortise Cylinder with two keys & 1/8" spacer ring	<b>\$89.00</b>
CYL-KA (keyed alike)	1-1/4" Schlage Everest Mortise Cylinder with two keys & 1/8" spacer ring	<b>\$89.00</b>

### 3. Select Plate Finish

630	BHMA 630/US32D on .035 Satin Stainless Steel	<b>Standard</b>
SF-626	Satin Chrome on heavy-duty zinc	<b>\$67.50</b>
SF-625	Bright Chrome on heavy-duty zinc	<b>\$173.00</b>
SF-612	Satin Bronze on heavy-duty zinc	<b>\$173.00</b>
SF-613	Oil Rubbed Bronze on heavy-duty zinc	<b>\$173.00</b>
SF-605	Bright Brass on heavy-duty zinc	<b>\$173.00</b>

### 4. Select Optional Blocking Ring - (only necessary when using with a competitive cylinder)

36-079	Blocking ring for use without compression ring	<b>\$16.60</b>
--------	--	----------------

### 5. Specify Blocking Ring Size - (example: 36-079-012)

012	1/8" length
018	3/16" length
025	1/4" length
031	5/16" length
037	3/8" length
043	7/16" length
050	1/2" length

Pricing/product description subject to change without notice.

## 650 Series Heavy Duty Keyswitch Parts



### Mounting Hardware Only

P630013-605	Heavy Duty Mounting Hardware - 605 Bright Brass	<b>\$28.50</b>
P630013-612	Heavy Duty Mounting Hardware - 612 Satin Bronze	<b>\$28.50</b>
P630013-613	Heavy Duty Mounting Hardware - 613 Dark Satin Bronze	<b>\$28.50</b>
P630013-625	Heavy Duty Mounting Hardware - 625 Bright Chrome	<b>\$28.50</b>
P630013	Heavy Duty Mounting Hardware - 626 Satin Chrome	<b>\$14.30</b>

### Single Gang Faceplate Only

P653063	Standard Plate - Stainless Steel	<b>\$67.50</b>
P653009-605	Heavy Duty Plate - 605 Bright Brass	<b>\$173.00</b>
P653009-612	Heavy Duty Plate - 612 Satin Bronze	<b>\$173.00</b>
P653009-613	Heavy Duty Plate - 613 Dark Satin Bronze	<b>\$173.00</b>
P653009-625	Heavy Duty Plate - 625 Bright Chrome	<b>\$173.00</b>
P653009-626	Heavy Duty Plate - 626 Satin Chrome	<b>\$67.50</b>
P653064	Standard Plate - Stainless Steel - L2	<b>\$67.50</b>
P653015-605	Heavy Duty Plate - L2 - 605 Bright Brass	<b>\$173.00</b>
P653015-612	Heavy Duty Plate - L2 - 612 Satin Bronze	<b>\$173.00</b>
P653015-613	Heavy Duty Plate - L2 - 613 Dark Satin Bronze	<b>\$173.00</b>
P653015-625	Heavy Duty Plate - L2 - 625 Bright Chrome	<b>\$173.00</b>
P653015-626	Heavy Duty Plate - L2 - 626 Satin Chrome	<b>\$67.50</b>

### Narrow Faceplate Only

P653065	Standard Plate Narrow - Stainless Steel	<b>\$67.50</b>
P653026-605	Heavy Duty Plate Narrow - 605 Bright Brass	<b>\$173.00</b>
P653026-612	Heavy Duty Plate Narrow - 612 Satin Bronze	<b>\$173.00</b>
P653026-613	Heavy Duty Plate Narrow - 613 Dark Satin Bronze	<b>\$173.00</b>
P653026-625	Heavy Duty Plate Narrow - 625 Bright Chrome	<b>\$173.00</b>
P653026-626	Heavy Duty Plate Narrow - 626 Satin Chrome	<b>\$67.50</b>
P653066	Standard Plate Narrow - Stainless Steel - L2	<b>\$139.00</b>
P653027-605	Heavy Duty Plate Narrow - L2 - 605 Bright Brass	<b>\$148.00</b>
P653027-612	Heavy Duty Plate Narrow - L2 - 612 Satin Bronze	<b>\$173.00</b>
P653027-613	Heavy Duty Plate Narrow - L2 - 613 Dark Satin Bronze	<b>\$173.00</b>
P653027-625	Heavy Duty Plate Narrow - L2 - 625 Bright Chrome	<b>\$173.00</b>
P653027-626	Heavy Duty Plate Narrow - L2 - 626 Satin Chrome	<b>\$67.50</b>

### Switches Only

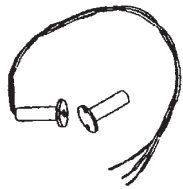
P653067	Anti-Tamper Switch and Magnet	<b>\$28.50</b>
P653059	Switch and Lead Assembly	<b>\$35.10</b>

Pricing/product description subject to change without notice.

**Door Position Monitors and Switches**

**FSSI High Security Door Position Monitor - (UL 634 Level 2 Rating)**

<b>194555101647</b>	FSSI High Security DPS Surface Mount w/Conduit	<b>\$875.00</b>
<b>194555101654</b>	FSSI High Security DPS Surface Mount w/o Conduit	<b>\$875.00</b>
<b>194555101661</b>	FSSI High Security DPS Flush Mount Mortised	<b>\$875.00</b>



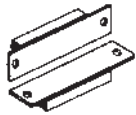
679-05 Concealed SPDT Magnetic Switch

**Door Position Switches**

<b>674-OH</b>	Overhead Door Floor Mount	<b>\$331.00</b>
---------------	---------------------------	-----------------

**679 Series Concealed Spdt Magnetic Switch (0.3A @ 30 VDC)**

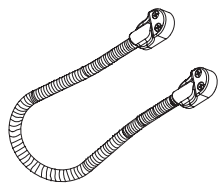
<b>679-05</b>	Wood Door and Frame	<b>\$72.20</b>
<b>679-05HM</b>	HM Hollow Metal Door and Frame	<b>\$99.90</b>
<b>679-05WD</b>	WD Wood Door and Metal Frame	<b>\$119.00</b>



7764 Concealed door position switch

**7700 Series Door Position Switches (0.25A @ 30 VDC)**

<b>7764</b>	Concealed / Flush Mount	<b>\$241.00</b>
<b>7766</b>	Surface Mount	<b>\$255.00</b>



Door Cord

**Door Cords**

<b>788-12</b>	12" x 3/8" Armored Door Cord - less wires	<b>\$78.00</b>
<b>788C-12</b>	12" x 3/8" Armored Door Cord with 20" 4-conductor wire	<b>\$119.00</b>
<b>788-18</b>	18" x 3/8" Armored Door Cord - less wires	<b>\$104.00</b>
<b>788C-18</b>	18" x 3/8" Armored Door Cord with 26" 4-conductor wire	<b>\$140.00</b>
<b>798-12</b>	12" x 1/2" Armored Door Cord - less wires	<b>\$90.50</b>
<b>798C-12</b>	12" x 1/2" Armored Door Cord with 20" 4-conductor wire	<b>\$119.00</b>
<b>798-18</b>	18" x 1/2" Armored Door Cord - less wires	<b>\$114.00</b>
<b>798C-18</b>	18" x 1/2" Armored Door Cord with 26" 4-conductor wire	<b>\$140.00</b>

**Notes:** C Suffix = 20 AWG wires  
Classified by UL to UL 10C

Pricing/product description subject to change without notice.

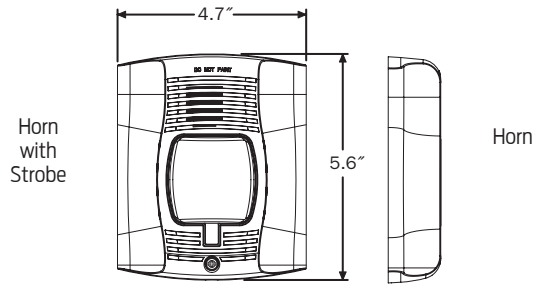
Accessories



Electronic Horns



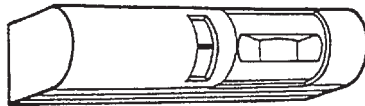
- Immediate, local audible warning device
- Designed for indoor application
- Surface and flush mounting kits included with all horns
- Latching units require a reset action
- Strobe units activate / deactivate based on the state of the horn
- Horn color is white
- Dual decibal settings high/low 102 and 88 with dba's



1. Select Model

<b>1910-1</b>	12/24 VDC Horn, current draw 14 mA @ 12 VDC; 28 mA @ 24 VDC	<b>\$538.00</b>
<b>1910S-1</b>	24 VDC Horn with strobe, current draw 71mA	<b>\$733.00</b>
<b>L1910-1</b>	24 VDC Horn with latching, current draw 28mA	<b>\$744.00</b>
<b>L1910S-1</b>	24 VDC Horn with strobe & latching, current draw 71mA	<b>\$972.00</b>

Scanners/PIRs



SCAN II-W

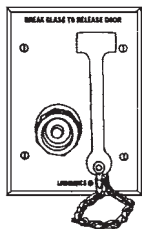
- Passive Infrared Detector
- Surface Mounting height range is from 7 to 15 ft
- Two form "C" relay contacts rated 2A @ 30 VDC for DC resistive loads
- Relay latch time is adjustable up to 64 seconds
- UL 294 listed by manufacturer as an access control device
- Designed for indoor applications



1. Select Model

<b>Scan II - B</b>	Black	<b>\$635.00</b>
<b>Scan II - W</b>	White	<b>\$635.00</b>

740 Series Emergency Break Glass



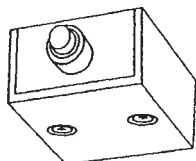
740

Switch contact form "Z", rated 6A @ 30 VDC

<b>740</b>	Assembly only	<b>\$454.00</b>
<b>741</b>	With indicator light	<b>\$464.00</b>
<b>742</b>	With Sonalert	<b>\$505.00</b>

Assembly mounts in 3 gang electrical box  
 P800003 is the part number for the 5 pack of glass disc replacements. Cost: \$110.00

660 Series Surface Mini Box



660

- Dimensions: 2" H x 2" W x 1" D
- Switch contact rating: 6A @ 120 VAC

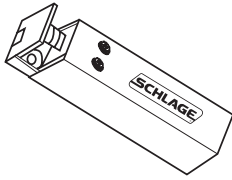
<b>660-T4</b>	SPDT Maintained Toggle	<b>\$168.00</b>
<b>660-PB</b>	SPDT Momentary Pushbutton	<b>\$171.00</b>

Recommended for concealed desk application

Pricing/product description subject to change without notice.

Patent #'s 4,557,121/4,579,376

## 442S Series Cabinet Lock



442S

### Specifications

**Overall Dimensions:** 3" L x 1" W x 1" D  
**Current Draw:** 0.50A @ 12 VDC; 0.25A @ 24 VDC (field selectable)

### 1. Select Model

<b>442S</b>	Lock with strike - Black Lexan finish	Fail Secure	<b>\$316.00</b>
-------------	---------------------------------------	-------------	-----------------

## PB405/PB405S PowerBolts

### Standard Features

- Magnetic Door Status Monitor
- Magnetic Relocking Switch

### Specifications

<b>Bolt Size 405/405S:</b>	.61" diameter x .67" throw
<b>PB405 overall size:</b>	7.87" x 1.26" x 1.57", 90° locking
<b>PB405S overall size:</b>	7.87" x 1.26" x 1.57"
<b>Current Draw:</b>	0.9A @ 12 VDC; 0.45A @ 24 VDC 12/24 VDC dual voltage, field selectable

**Note:** Electromechanical PowerBolts not recommended where life safety may be compromised, or where panic bar hardware is the only means of egress. Mortise mount electric bolts furnished in Satin Aluminum finish.



PB405/PB405S

### 1. Select Model

PB405	Fail Safe, Rectangular Front	<b>\$654.00</b>
PB405S	Fail Secure, Rectangular Front	<b>\$811.00</b>
PB405-RFK	Retro Fit Kit	<b>\$73.60</b>

Fail Secure Lock - Requires power to unlock

Fail Safe Lock - Requires power to lock





**VON DUPRIN ACCESS CONTROL PRODUCTS - TABLE OF CONTENTS**

<b>ELECTRIC STRIKES</b>	<b>274</b>
4200 Series	274
6400 Series	274
5100 Series	275
6100 Series	275
6200 Series	275
6300 Series	276
<b>POWER SUPPLY</b>	<b>276</b>
<b>DELAYED EXIT SYSTEM</b>	<b>276</b>
<b>ELECTRIC POWER TRANSFER</b>	<b>276</b>
<b>VON DUPRIN REMOTE UNDOGGING AND REMOTE MONITORING</b>	<b>276</b>

**CONTACT INFORMATION FOR VON DUPRIN ACCESS CONTROL PRODUCTS**

Payment Address: Von Duprin  
 15934 Collections Center Drive  
 Chicago, IL 60693

<b>877-671-7011</b>	
<b>Customer Service:</b>	<b>Technical Support:</b>
Order Status, Credit Returns of Non-Defective Products, General Sales Questions	Technical Questions/Issues, Returns of Defective Products, Repairs
Email Orders To: Allegion_Orders@allegion.com	Contact For Technical Assistance: Exits_TechProdSupport@allegion.com

*For Von Duprin Access Control Products Warranty Information please see the Von Duprin Exit Hardware and Parts book.*

**Pricing/product description subject to change without notice.**

## 4200 Series Von Duprin Electric Strikes for cylindrical and deadlatch locks

Orderable through Schlage (ships from Security, CO) or Von Duprin (ships from Indianapolis, IN)



### Features:

- Field selectable fail-safe/fail-secure without disassembly
- Dual voltage: 12 VDC at 0.20 A / 24 VDC at 0.10 A
- Finish: BHMA 630 / US32D stainless steel, satin finish
- Compatible with all Schlage and Falcon cylindrical locks as well as cylindrical and deadlatch locks of many other manufacturers
- Meets ANSI/BHMA 156.31 Grade 1 endurance & dynamic strength
- Meets ANSI/BHMA 156.31 Grade 2 static strength

Model	Fire Rated	Throw	Hollow Metal	Wood	Aluminum	Single	Mullion Pair	
4211		1/2"-3/4"	■		■	■		Shallow 1-3/8" backbox depth <b>\$228.00</b>
4212		1/2"-5/8"	■		■	■		Includes latchbolt monitor. Shallow backbox. <b>\$274.00</b>
<b>Options (please specify):</b>								
S012		Rectifier Kit					Converts 12 VAC to 12 VDC	<b>\$49.00</b>
S024		Rectifier Kit					Converts 24 VAC to 24 VDC	<b>\$49.00</b>
EB		EB Entry Buzzer					Use in fail-secure applications	<b>\$48.00</b>
<b>Available Parts:</b>								
050805		4200Hardware Kit					Includes: mounting tab hardware, mounting screws, allen wrench and diode	<b>\$19.00</b>
090114		Faceplate, 4200, square corner						<b>\$24.00</b>
090110		Faceplate, 4200, round corner						<b>\$24.00</b>

For additional parts list, please see Von Duprin price book.

## 6400 Series Von Duprin Modular Electric Strike for mortise or cylindrical locks

Orderable through Schlage (ships from Security, CO) or Von Duprin (ships from Indianapolis, IN)



### Features:

- Dual voltage: 12 VDC at 0.375 A / 24 VDC at 0.19 A
- Finish: BHMA 630/US32D stainless steel, satin finish
- Modular options fit cylindrical and nearly any mortise lock.
- Includes movable deadbolt keeper, plug and deadlatch ramp inserts.
- ANSI/BHMA 156.31 Grade 1
- 1500 lbs. static strength
- UL1034 listed for burglary resistance
- 3-hour fire rated to UL10C (fail secure only)
- UL 294 listed for access control system units
- CSFM California State Fire Marshal listed

Model	Fire Rated	Throw	Hollow Metal	Wood	Aluminum	Single	Mullion Pair	
6400	■	up to 3/4"	■	■	■	■		Up to 1" deadbolt throw (must be manually retracted and extended) <b>\$620.00</b>
<b>Options (please specify):</b>								
LM6400		Latch Monitor					Optional plug-in latch monitor can be added in the field	<b>\$66.00</b>
For additional parts list, please see Von Duprin price book.								
S012		Rectifier Kit					Converts 12 VAC to 12 VDC	<b>\$49.00</b>
S024		Rectifier Kit					Converts 24 VAC to 24 VDC	<b>\$49.00</b>
EB		EB Entry Buzzer					Use in fail-secure applications	<b>\$48.00</b>

Pricing/product description subject to change without notice.

## Additional Electric Strikes available exclusively through Von Duprin:

Please see Von Duprin price book for current list price information.

### 5100 Series Von Duprin Electric Strike for cylindrical and deadlatch locks

**Features:**

- Adjustable keeper improves fit on tight door preps
- Field selectable fail-safe/fail-secure
- Dual voltage: 12 VDC at 0.38 A / 24 VDC at 0.19 A
- Available finishes: BHMA 689 / US SP28 aluminum; BHMA 622 / US19 flat black; BHMA 695 / US SP313 dark brown
- Compatible with Schlage and Falcon cylindrical and deadlatch locks including those of many other manufacturers
- Meets ANSI/BHMA 156.31 Grade 1 endurance & dynamic strength
- Meets ANSI/BHMA 156.31 Grade 2 static strength
- UL 1034 burglary-resistant

Model	Throw	Hollow Metal	Wood	Aluminum	Single	Mullion Pair
5100	1/2"-5/8"	■	■	■	■	3 faceplates cover HM, AL and Wood applications with hardware included for an all-in-one boxed solution

For specified options and complete parts list, please see Von Duprin pricebook.

### 6100 Series Von Duprin Electric Strikes for rim exit devices

**Features:**

- Furnished standard in fail secure configuration unless specified fail safe
- 24 VDC supplied standard if not specified otherwise
- Available finishes on a stainless steel construction: US3 Polished Brass; US4 Satin Brass; US10 Satin Bronze, clear coated; US10B Dark Bronze, Oil Rubbed; BHMA 629 / US32 Bright Stainless Steel; BHMA 630 / US32D Satin Stainless Steel
- Compatible with Von Duprin and Falcon rim exit devices and those of many other manufacturers
- Specify when using these strikes with a 55 rim device
- UL1034 burglary-resistant

Model	Fire Rated	Throw	Hollow Metal	Wood	Aluminum	Single	Mullion Pair
6111	■	3/4"	■	■	■	■	Can be used with vertical rod exit devices
6112	■	3/4"	■	■	■	■	Designed to replace FA 310-5 with minor frame modification
6113	■	3/4"	■	■	■	■	
6114		3/4"	■		■	■	Surface applied for use with rim nightlatch devices
6121		3/4"	■	■	■		* * For rim exit devices on double doors without mullion

For specified options and complete parts list, please see Von Duprin price book.

### 6200 Series Von Duprin Electric Strikes for mortise or cylindrical locks

**Features:**

- Furnished standard in fail secure configuration unless specified fail safe
- 24 VDC supplied standard if not specified otherwise
- Available finishes on stainless steel construction: US3 Polished Brass; US4 Satin Brass; US10 Satin Bronze, clear coated; US10B Dark Bronze, Oil Rubbed; BHMA 629 / US32 Bright Stainless Steel; BHMA 630 / US32D Satin Stainless Steel
- Compatible with mortise (without deadbolt) and cylindrical lock applications except where noted
- ANSI/BHMA 156.31 Grade 1: 6211, 6211AL and 6211WF
- UL10C fire rated (fail secure only)
- UL1034 burglary-resistant

Model	Fire Rated	Throw	Hollow Metal	Wood	Aluminum	Single	Mullion Pair
6210	■	3/4"	■		■	■	Mortise only. Includes strike pocket inserts to accommodate deadlocking triggers
6211	■	3/4"	■		■	■	Retrofits VD 3140 or FA 712
6211AL	■	3/4"			■	■	Retrofits FA 722
6211WF	■	3/4"		■		■	Retrofits FA 732 with minor frame modification
6212	■	3/4"	■		■	■	Fits modified ANSI 115.2 cutout. Retrofits VD 3146.
6212WF	■	3/4"		■		■	
6213	■	3/4"	■	Retrofits only	■	■	Retrofits VD 3041, 3042, 3061 and 3062
6214	■	3/4"	■		■	■	Retrofits FA 310-2 3/4
6215	■	3/4"	■		■	■	Retrofits FA 310-2
6216	■	3/4"	■	■	■	■	Retrofits FA 310-3-1. For mortise with deadbolt 1" throw. Deadbolt must be manually operated
6221	■	3/4"	■	■	■	■	Open back, retrofits VD 3071 and 3072. 4-3/4" minimum stile required
6222	■	3/4"	■	■	■	■	Open back, retrofits FA 310-2 3/4 OB
6223	■	3/4"	■	■	■	■	Closed back, retrofits VD 3091 and 3092. 4-3/4" minimum stile required
6224	■	3/4"	■		■	■	Closed back, retrofits FA 310-2 3/4. For door thicknesses 1-3/4" or 2-1/4"
6224AL	■	3/4"			■	■	Closed back, retrofits FA 310-2RF. For door thicknesses 1-3/4" or 2-1/4"
6225	■	3/4"	■		■	■	Open back, retrofits FA 310-2 OB
6226	■	3/4"	■		■	■	Closed back, retrofits FA 310-2. For door thicknesses 1-3/4" or 2-1/4"

For specified options and complete parts list, please see Von Duprin price book.

Pricing/product description subject to change without notice.

## 6300 Series Von Duprin Surface Mount Electric Strike for rim exit devices

### Features:

- Dual voltage: 12 VDC at 0.50 A / 24 VDC at 0.24 A
- Finish: BHMA 630 / US32D stainless steel, satin finish
- Compatible with most rim exit devices
- UL1034 burglary-resistant
- UL 10C 3-hour fire rated (fail secure only)
- UL 294 listed for access control system units
- CSFM California State Fire Marshal listed

Model	Fire Rated	Throw	Hollow Metal	Wood	Aluminum	Single	Mullion Pair	
6300	■	3/4"	■	■	■	■	■	No cut, surface mount design

For specified options and complete parts list, please see Von Duprin price book.

## PS914 Von Duprin Power Supply

See Von Duprin Exit Hardware & Parts Price Book

### 4A @ 12/24 VDC – field selectable

- Designed for high inrush current
- UL 294 Listed for Access Control
- Class 2 rated power limited output
- Universal 120-240 VAC input
- Regulated and filtered DC outputs
- LED indicators: AC input (visible on outside of enclosure) and DC output
- 2 connectors for optional distribution boards
- AC monitoring
- 14" H x 12" W x 4" enclosure

## Von Duprin Delayed Exit System

### DE5300 Series

See Von Duprin Exit Hardware & Parts Price Book

Application	
	<ul style="list-style-type: none"> <li>• Designed to meet NFPA 101 "Special Locking Arrangement" applications</li> <li>• Ideal for controlled areas</li> <li>• Addresses life safety and security needs</li> <li>• Commonly used on narrow stile doors where a standard narrow stile Chexit is not practical</li> </ul>

## Von Duprin Electric Power Transfer

### EPT

See Von Duprin Exit Hardware & Parts Price Book

Application	
	<ul style="list-style-type: none"> <li>• Provide a means for transferring electrical power from a door frame to the edge of a swinging door</li> <li>• Units are completely concealed when the door is in the closed position</li> <li>• Ideally suited for applications involving abuse or heavy traffic</li> </ul>
Popular Models	<ul style="list-style-type: none"> <li>• EPT-2: Two 18 gauge wires; Up to 2 amps @ 24VDC, with a 16 AMP maximum surge</li> <li>• EPT-10: Ten 24 gauge wires; Up to 1 amp @ 24VDC, with a 16 AMP maximum surge</li> </ul>

Additional electrified products available in the IVES price book & the LCN price book.

## Von Duprin Remote Undogging and Remote Monitoring

Modular Retrofit Option for 98/99 and 33A/35A Series Devices

Model #	Description	List Price
47258681	Remote Undogging (RU) 3' kit	\$1,119.00
47258682	Remote Undogging (RU) 4' kit	\$1,119.00
47258683	Remote Monitoring (RM) 3' kit	\$856.00
47258684	Remote Monitoring (RM) 4' kit	\$856.00

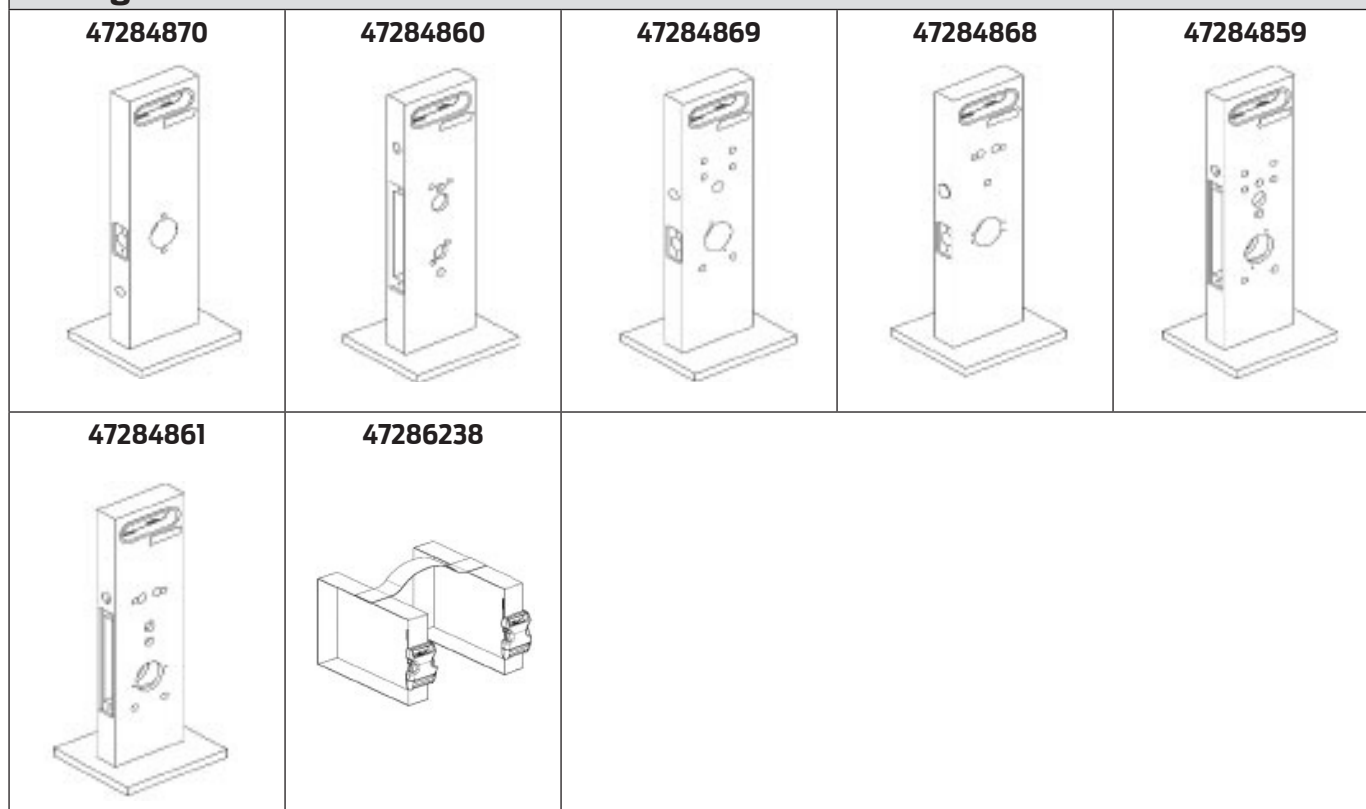
### Reference Notes

- Access control managed via an IP or RS1/RS-485 connection to the ENGAGE gateway through Allegion software alliance members, consult your access control software provider for specific scope of support.
- ENGAGE gateway sold separately.
- Compatible with 98/99 and 33A/35A series rim, SVR, CVR, CVC and 3-point devices.
- Specify CON for Allegion Connect
- RU option:
  - Enables both remote undogging and door status monitoring (DPS, RX and LX)
  - Not compatible with exit devices with the following options: QEL, DI/CDSI/HDSI, RX2, Schlage AD/CO Trim, SD, SS, PN, E-Strikes/Pullman Latch, CX
  - Compatible device lengths: All 33A/35A and 98/99 device types – 3' (914 mm) length to 2' 9" (838 mm), 4' (1219 mm) length to 3' 3" (991 mm)
- RM option:
  - Enables door status monitoring (DPS, RX and LX) only
  - Not compatible with exit devices with the following options: DI/CDSI/HDSI, RX2, Schlage AD/CO Trim, SD, SS, PN, E-Strikes/Pullman Latch, CX
  - If the door and exit device are fire rated, and the exit device type is a 98/99-F Rim manufactured prior to April 1, 2018, a new center case will be required before proceeding with the installation of the RM kit. 98/99-F Rim Center Case Kit Less Cover, part number 050026.

Pricing/product description subject to change without notice.

<b>MISCELLANEOUS - TABLE OF CONTENTS</b>	
<b>DISPLAY MOUNTS</b>	<b>286</b>
<b>AGENCY LISTING</b>	<b>287</b>
<b>DOOR HANDING</b>	<b>289</b>
<b>SYSTEM DESIGN GUIDE</b>	<b>291</b>
<b>KEY SYSTEM SUMMARY</b>	<b>293</b>
<b>WIRING DIAGRAMS</b>	<b>307</b>
<b>BAA/ARRA COVER LETTER</b>	<b>311</b>

### Schlage Electronics White Wood Mounts



### Display Mounts

Part Number	Description	Dimension (inches)					List Price
		Backset	Bore	Faceplate Width	Total Height	Width at Base	
47284870	NDE Mount	2-3/4	2-1/8	1-1/8	19-7/8	8	\$183.00
47284860	LE Mount	2-3/4	1	1-1/4	19-7/8	8	\$183.00
47284869	AD Cylindrical Mount	2-3/4	2-1/8	1-1/8	19-7/8	8	\$183.00
47284868	CO Cylindrical Mount	2-3/4	2-1/8	1-1/8	19-7/8	8	\$183.00
47284859	AD Mortise Mount	2-3/4	2-1/8	1-1/4	19-7/8	8	\$183.00
47284861	CO Mortise Mount	2-3/4	2-1/8	1-1/4	19-7/8	8	\$183.00
47286238	Mount Carton Carrying Strap	-	-	-	-	-	\$22.9

**Note:** 1) Price does not include lock

Product	Listing	Standard	Agency
<b>M420/M420P</b>	Builders Hardware - Aux. Locks	UL 10C/UL 1034/UL 294	UL/cUL CSFM
<b>M450/M450P</b>	Builders Hardware - Aux. Locks	UL 10C/UL 1034/UL 294	UL/cUL CSFM
<b>M490/M490P</b>	Builders Hardware - Aux. Locks	UL 10C/UL 1034/UL 294	UL/cUL CSFM
<b>M490DE</b>	Builders Hardware - Aux. Locks	UL10C UL294 Special Locking Arrangement including BOCA	UL/cUL CSFM
<b>M390RFK</b>	Builders Hardware - Aux. Locks	UL 10C UL/cUL	UL/cUL CSFM
<b>490G</b>	Builders Hardware - Aux. Locks (outdoor rated)	--	--
<b>320 series M suffix</b>	Builders Hardware- Aux. Locks	UL10C	UL/cUL CSFM
<b>GF3000 (surface mount)</b>	Builders Hardware- Aux. Locks	UL10C	UL /cUL
<b>GF3000 (mortise mount)</b>	Builders Hardware-Aux. Locks	UL10C	UL/cUL CSFM
<b>PS902</b>	Power Supply	UL294	UL/cUL FCC Part 15 and Rotts Compliant
<b>PS904</b>	Power Supply	UL294	UL/cUL FCC Part 15 and Rotts Compliant
<b>PS906</b>	Power Supply	UL294	UL/cUL FCC Part 15 and Rotts Compliant
<b>900-2RS</b>	Power Supply Option Board	UL294	UL/cUL
<b>900-4R/900-4RL</b>	Power Supply Option Board	UL294	UL/cUL
<b>900-8P/900-8F</b>	Power Supply Option Board	UL294	UL/cUL
<b>900-FA/900-BB</b>	Power Supply Option Board	UL294	UL/cUL
<b>672 series All models including BRG</b>	Access Control System Units Burglary Resistant Electric Locking Mechanism Accessory	UL294 UL1034	UL UL
<b>692 series All models including BRG</b>	Access Control Systems Units Burglary Resistant Electronic Locking Mechanism Accessory	UL294 UL1034	UL UL
<b>7764 switch</b>	Connectors and Switches Misc Fire Door Accessories	UL634 UL10B	UL-multiple listing UL-multiple listing
<b>7766 switch</b>	Connectors and Switches	UL634	UL-multiple listing
<b>8200 series</b>	Access Control Units	UL294	UL
<b>SCAN-II-W SCAN-II-B</b>	Access Control System Units	UL294	UL-multiple listing

## Listed Electromagnetic Locks A156.23-2010 ANSI Type Numbers Licensee's Catalog

ANSI Function Number	Designations		
	1500 lbf Rating	1000 lbf Rating	500 lbf Rating
E18501	M490, M490P, M390RFK	M450, M450P, 70	M420, 420P, 40
E18511	M492, M492P	M452, M452P, 72	M422, M422P
E18531	M490-TJ, M490P-TJ	M450-TJ, M450P-TJ, 70-TJ	M420-TJ, M420P-TJ, 40-TJ
E18541	M490-HDB, M490P-HDB	M450-HDB, M450P-HDB, 70-HDB	M420-HDB, M420P-HDB, 40-HDB
E08501	M490G <sup>1</sup>		
E08531	M490G <sup>1</sup>		
E08561	GF3000, GF3000TJ		
E08571	280		
E08581	GF3000, 280		
E08591	GF3000, 280		
E08601	GF3000BRD		

<sup>1</sup> Outdoor rated lock.

All of the above available in 12VDC or 24VDC.

### Certified Finishes

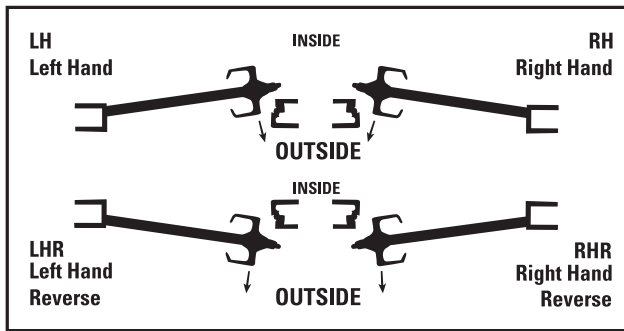
Finish Type	Licensee's Catalog Designations
Clear Anodized Aluminum	628
Satin Black, Anodized	335

## AD-Series and CO-Series Electronic Locks

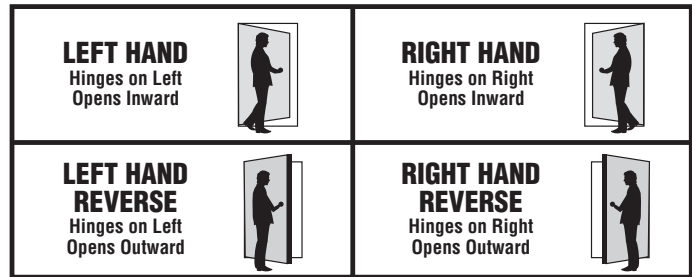
Product	Standard
AD-Series & CO-Series	UL294
	UL10C
	BHMA/ANSI 156.25 Grade 1 Operation and Security
	A156.2
	A156.3
	A156.12
	A156.13
	NFPA 101 – Ch 7
	NFPA 80 – Ch 6 & 7
	IBC – Ch 10
	ADA – Ch 4.13
	FCC Part 15
	Industry Canada (IC) RSS-210
	Florida Building Code
	RoHS



**Door and Frame Handing Chart**



**Door Handing from Reader Side**

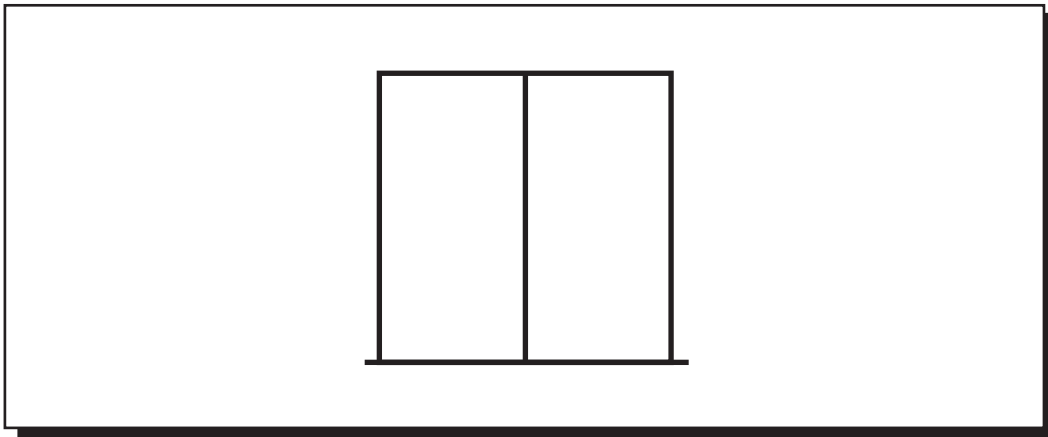


**Architectural Finishes Chart**

Finish Description	Finish #	BHMA #	Government
Bright Brass	605 or 666	605E	US3
Bright Chrome	625 or 672	625E	US26
Oil Rubbed Bronze, Anodized	690 or 313	690	US20A
Oil Rubbed Bronze	613 or 710	613E	US10B
Satin Aluminum, Clear Anodized	628	628	US28
Satin Black, Anodized	711 or 335	711	US19
Satin Brass	606	606E	US4
Satin Bronze	612 or 668	612E	US10
Satin Chrome	626	626E	US26D
Satin Stainless Steel	630	630	US32D
Oil Rubbed Bronze, Powder Paint	SP313		
Satin Black, Powder Paint	SP335		

**Note:** To preserve finishes, wipe clean with a soft cloth. Commercial cleaners may damage finish.





**DESCRIPTION OF OPERATION**

---

---

---

**ELECTRIC LOCK**

**TYPE: VOLTAGE: CURRENT DRAW**

**OPTIONS**

**LOCK STATUS SW: DOOR STATUS SW**

**POWER SUPPLY**

**MODEL: VOLTAGE: CURRENT CAPACITY**

**OPTIONS**

**FIRE SYSTEM TIE-IN: STANDBY BATTERIES**

**CONTROL-ACCESS**

**TYPE:**

**CONTROL-EGRESS**

**TYPE:**

**MONITORING REQUIRED-DESCRIBE:**

---

---

---

**INTERLOCK REQUIRED-DESCRIBE:**

---

---

---





# MASTER KEY SYSTEM SUMMARY

This form must be attached to the **Master Key Order form and P.O.**  
Please provide as complete and accurate as possible so we can provide what you need for your Key System.

Job Name  
Address  
City / State  
Country

Account No.  
P.O.#

For detailed instructions on how to complete this form please refer to pages 4 & 5

## System Overview

New

Existing (provide info below)

Attached Dealer Specified Combinations

Registry # \_\_\_\_\_

Structure or  
Factory Order # \_\_\_\_\_

## I. Select System

### Schlage

- Classic
- Classic Primus \*

### Everest®

- B (Small Format IC, Restricted \*)
- C (Open)
  - Primus® \*
- D (Restricted \*)
  - Primus® \*

### Everest 29™

- R (Small Format IC, Restricted \*)
- S (Open)
  - Primus® \*
- T (Restricted \*)
  - Primus® \*

### Falcon

- Standard
- Schlage C
- Restricted \*
- Interchangeable Core A2
- Interchangeable Core A4

Everest 29 key sections are backwards compatible to Everest keyways and have the following relationships:

R family sections > B family keyways  
S family sections > C family keyways  
T family sections > D family keyways

### Type

- 5-pin
  - 6-pin
  - 7-pin
- See compatibility chart on page 5

Keyway \_\_\_\_\_  
Specified \*\*: \_\_\_\_\_

\*\* = The Commercial Master Key Department makes the final decision in the selection of key sections

Construction Keyed  Yes  No

Full Size Construction Cores  ICA  ICB  ICC  
(Schlage Only)

Small Format Construction Cores  Brown  Green

### Construction Keyed Type

- Falcon
- CK (BOK)
- Lost Ball
- Schlage
- CK (Split)
- RCK ( 5-Pin C only )



## 2. Select Keys & Key Stamping

### Change Keys

No. Of Keys per Symbol \_\_\_\_\_

No. Of Keys per Cylinder \_\_\_\_\_

### Type

Standard Bow

Standard Bow  
(Unembossed)

Access Bow  
(Schlage Only)

Large Bow

### Key Stamp Details

Keyset Symbol

Do Not Duplicate  
(DND)

With Custom Die  
(Specify) \_\_\_\_\_  
\_\_\_\_\_  
\_\_\_\_\_

Non-standard Code (Specify) \_\_\_\_\_

### Change Key Packaging and Shipping Instructions

Pack Keys Independently (PKI) of Lock or Cylinder \*\*\*

\*\*\* = *Furnished standard at no charge with  
Split-Key construction keying*

Yes  No

If PKI, ship change keys to:

Dealer

Other \_\_\_\_\_  
\_\_\_\_\_

See Primus Facesheet

## 3. Select Cylinder Stamping

### Cylinder Stamp Details

With Industry Standard Key Symbol

Non-Standard Code (Specify)

### Cylinder Stamping Location

Plug Face (N/A in Primus) - VKC

Concealed (N/A in Falcon STD) - CKC





#### 4. Select Key Quantities

Level	Qty. Per	Master Key Symbol (s)	Total Quantity
GGM _____	_____	_____	_____
GM _____	_____	_____	_____
MK or RMK _____	_____	_____	_____
Control _____	_____	_____	_____
Emergency _____	_____	_____	_____
Others _____	_____	_____	_____

#### Ship Master Keys To:

Dealer   
  See Primus Facesheet   
  Other \_\_\_\_\_  
 \_\_\_\_\_  
 \_\_\_\_\_

Special Function	Qty. Per		Qty. Per
RCK (Lost Ball) ****	_____	Full Size Construction Core Keys (Schlage Only)	_____
CK (Split Key) ****	_____	Full Size Construction Core Control Keys (Schlage Only)	_____
Extractor Tools ****	_____	Small Format Construction Core Keys	_____
		Small Format Construction Core Control Keys	_____

\*\*\*\* = Use with Construction Keying

#### 5. Master Key Future Expansion

List Future MK Symbols	Approx. # of Change Key Symbols Under Each Future MK
Example: MK..... <input checked="" type="checkbox"/>	BJ, BK _____ 40 each _____
GGM <input type="checkbox"/>	_____
GM <input type="checkbox"/>	_____
MK <input type="checkbox"/>	_____
MK <input type="checkbox"/>	_____
MK <input type="checkbox"/>	_____
MK <input type="checkbox"/>	_____
Others <input type="checkbox"/>	_____

#### 6. Operating Instructions

(Unless otherwise specified, all hierarchical master keys will operate cross-keyed cylinders)

Cross Keyed Cylinder	is operated by these change keys	Cross Keyed Cylinder	is operated by these change keys
X _____	_____	X _____	_____
X _____	_____	X _____	_____
X _____	_____	X _____	_____
X _____	_____	X _____	_____



## 7. Instructions and Compatibility

### **General Information**

If you do not know the registry number (R#), structure number or the original factory order number for an existing system, contact Customer Service prior to placing the order:

**Tel. 1-877-671-7011**  
**Fax 1-800-452-0663**

- Only one structure may be ordered on the same purchase order
- Classic refers to Obverse, Numbered (Paracentric), Quad, and Reverse key section families
- Classic Primus refers to Primus Obverse and Primus Quad key section families

### **Section 1: System a System**

Full Size Construction Cores

- Schlage only

Small Format Construction Cores

- 7-pin only for Schlage
- 6- and 7-pin for Falcon

CK (Split)

- 6-pin for Schlage and Falcon
- Split key construction keying is not available for Classic Primus or Everest 29 Primus

RCK (Lost Ball)

- 5-pin (C keyway) only for Schlage
- 5-, 6-, and 7-pin for Falcon

System Selection

- Refer to the compatibility chart

### **Section 2: Select Kys and Key Stamping**

Stamp Details

- Unless otherwise specified, industry standard key symbols are stamped on Everest 29™ and Primus® keys
- For custom die, attach RFQ approval for Schlage

### **Section 3: Select Cylinder Stamping**

Type

- For cylinder type refer to the compatibility chart

Keyway (specify)

- Schlage Commercial's default key section for new Master Key Systems is Everest™ S145



**Section 4: Key Quantities**

Level

- Unless otherwise specified, the control key has the same cut as the highest-level key in the system (Except SFIC systems)

Special Function

- Construction keys are not furnished unless specified

Change Keys

- Unless otherwise specified 2 change keys are furnished per lock or cylinder

**Section 5: Master Key Future Expansion**

- Do not use the letters “I”, “O”, “CK”, “KA”, or “KD” for any master key symbols

**Section 6: Operating Instructions**

- Cross keying reduces the security and expansion of key systems
- Unless otherwise specified, all hierarchical master keys will operate cross-keyed cylinders

Compatibility Chart

	5 Pin	6 Pin	7 Pin	Split Key	Block O-Key	Lost Ball	Tempe Core	A2	A4	0.025	0.018
<b>Schlage</b>											
Classic	X	X		X		X	X				
Everest 29 S		X		X			X				
Everest 29 T		X		X			X				
Everest 29 R			X				X	X			
Classic Primus (XP)		X					X				
Everest 29 Primus (XP)		X					X				
<b>Falcon</b>											
Open	X	X	X		X	X					X
Restricted		X	X		X	X				X	
Schlage C		X		X							
SFIC Open		X	X				X	X	X		
SFIC Restricted		X	X				X	X	X		









# Sample Letter of Authorization For All Restricted Key Products



**DISTRICT 10**

**End User  
Letterhead - REQUIRED**

District 10 Schools  
555 Main Street  
End User City, State 55555  
(555) 555-5555

May 1, 2003

**Date - REQUIRED**

**To:** Schlage Dealer  
100 East Avenue  
Dealer City, State 11111

**Dealer Name -  
RECOMMENDED**

**Include Registry  
Number & Facility  
Code (stamped on  
keys) for existing  
key systems**

**RE: District 10, Jones Elementary School**

**Facility Name - REQUIRED**

Please consider this authorization to ship product for the above-referenced project.

Jones Elementary School is to be keyed using a new Everest D Restricted Key System. For security reasons, we would like to have all keys for this facility shipped to a location other than the job site. Master keyed products, however, can be shipped directly to the site. This letter authorizes Schlage to ship our restricted products to the following addresses:

Master Keyed Products, Construction Keys, Locks Less  
Cylinders, and Locks with Construction Cores

Attn: Building Project Manager  
District 10 Schools  
555 Main Street  
End User City, State 55555

Master Keys, Change Keys, Control Keys, and Key Blanks

Attn: Locksmith  
District 10 Lockshop  
1201 Fifth Avenue  
End User City, State 55555

**Authorized Ship-  
To Addresses -  
REQUIRED**

These two addresses above serve as our only authorized shipment addresses for all orders placed for our facility. We understand that this letter will be kept on file and referenced for our future orders and that a new letter is only required to add, remove, or change authorized shipping locations.

Sincerely,

End User Representative  
Facilities Manager

**End User  
Representative  
Signature -  
REQUIRED**

**Letter may be mailed or faxed to Schlage**

**Schlage Restricted Order Processing  
3899 Hancock Expressway  
Colorado Springs, CO 80911**



A library of common wiring diagrams are available at no-charge for use in single and double door applications utilizing various configurations of Allegion door hardware products. These diagrams can be accessed through our Knowledge Center tool at <http://kc.allegion.com/>. Click on *Common wiring diagrams* located under the column Top Solutions.

## Custom Wiring Diagram Request

When common wiring diagrams do not meet the needs of the job requirements Allegion offers a service to purchase custom wiring diagrams. All custom wiring diagrams include a point-to-point with theory of operation and a riser diagram. Custom wiring diagrams fall into two categories; Standard and Complex:

- **Standard drawings:** All Allegion products with a single opening and a basic theory of operation. These drawings are quoted on a per drawing basis.
- **Complex drawings:** Generic contacts, 3rd party components, complex relay logic, timer circuit logic, any other additional advanced logic. These drawings must be processed through a quote process to determine the total NET cost of the request.

## How does the Custom Wiring Diagram Request Process work?

- Custom wiring diagrams can only be ordered by and shipped to current Allegion Channel Partners
- Obtain a Wiring Diagram Request Form on page 317 or email a request to [Wiring.Diagram.Request@allegion.com](mailto:Wiring.Diagram.Request@allegion.com)
- Email the completed request form to [Wiring.Diagram.Request@allegion.com](mailto:Wiring.Diagram.Request@allegion.com)
- Be sure and include the following information to prevent delays to the request:
  - All supporting documentation for non-Allegion products
  - Hardware list with complete part numbers
  - Detailed Theory of operation for all openings
- Upon receipt the custom wiring coordinator will review and clarify the request as needed
- Once all clarifications are resolved a QUOTE#, NET pricing, and lead time will be assigned and communicated to the requestor within 1 business day
- Drawings that fall under a Standard type will be quoted a NET \$250 for each drawing
- Drawings that fall under a Complex type will receive a NET quote depending on the time required to complete the drawings at an hourly rate of \$250/hour
- A purchase order with the QUOTE# must be received for the wiring diagrams to be produced
  - Send the completed PO to [Wiring.Diagram.Request@allegion.com](mailto:Wiring.Diagram.Request@allegion.com)
- Lead time is generally 2-3 weeks from time PO is received, more complex requests will have longer lead times
- Changes to the original request after a quote approval may incur additional charges and affect lead time
- QUOTE# is valid for 90 days
- Custom wiring diagrams, once completed, will be emailed to the requestor



# Wiring Diagram Request Form



# ALLEGION™

**Must be a Schlage Electronics, LCN, or Von Duprin Dealer**

=====

Date \_\_\_/\_\_\_/\_\_\_ Project Name \_\_\_\_\_

Dealer/Distributor \_\_\_\_\_

Account # \_\_\_\_\_ Dealer Contact Name \_\_\_\_\_ Phone \_\_\_\_-\_\_\_\_-\_\_\_\_\_

=====

Provide a Primary Technical Contact \_\_\_\_\_ Phone \_\_\_\_-\_\_\_\_-\_\_\_\_\_

=====

**Provide/Attach the Following**

- All supporting documentation for all non-Allegion products.
  - Included hardware list with complete part numbers.
  - Detailed Theory of Operation for all openings.

**Additional information that helps expedite the project:**

Door Number; Door Size; Door Material;  
 Fire Rated Opening; Single/Pair; Double Egress; Interior/Exterior;  
 Interlocked Opening; Basic Floor Plan/Traffic Flow

=====

**E-mail completed form and supporting documentation to**

Wiring.Diagram.Request@allegion.com

Phone: 877-671-7011



# BAA Order Transmittal Cover Letter



## Buy America Act and American Recovery and Reinvestment Act (BAA/ARRA)

*Note that orders requiring BAA compliant products MUST include this cover letter to  
be properly identified.*

## About Allegion

Allegion (NYSE: ALLE) creates peace of mind by pioneering safety and security. As a \$2 billion provider of security solutions for homes and businesses, Allegion employs more than 8,000 people and sells products in more than 120 countries across the world. Allegion comprises 27 global brands, including strategic brands CISA®, Interflex®, LCN®, Schlage® and Von Duprin®.

For more, visit [www.allegion.com](http://www.allegion.com)

KRYPTONITE ■ LCN ■  ■ STEELCRAFT ■ VON DUPRIN