



**Corbin  
Russwin** 

**ASSA ABLOY**



# 2018 Price List

Number 30  
Effective September 1, 2017



ASSA ABLOY, the global leader  
in door opening solutions

SECTION	PAGES
Service Center Business Hours, Holiday Schedule	1
Order Forms	2
Key System Information Request Form	6
Keyed Order Lead Sheet	7
Tools and Rules	10
Terms and Conditions	14
Warranty	18
Finishes, Samples, Templates	20

MUSEO®	
TL3700 Series: Museo Levers & Inspire Trim	21
TL3700 Series: Museo Levers & Roses	22
TL3700 Series: Options	26
ML2000 Series: Museo Levers & Inspire Trim	27
ML2000 Series: Museo Levers, Roses & Thumbturns	28
ML2000 Series: Museo Levers & Escutcheons	33
ML20900 Series & ML20600 NAC Series: Museo Levers, Escutcheons, Roses and Thumbturns	38
ML20800 AC2 Series: Museo Levers	50
ED5000 AC2 Series: Museo Levers	53
ED4000 Series: Museo Levers with 800 Series Escutcheon	56
ED5000 Series: Museo Levers with 900 Series Escutcheon	58

KEY SYSTEMS	
General Information	61
Policy	64
Construction Core	65
Keying, Stamping, Cut Keys	66
Bitting List	67
Key Wizard	68
Key Blanks	69
Access 3 AP Security Cylinders	71
Pyramid Cylinders	77
Conventional Cylinders	83
Interchangeable Core Cylinders	91
Security Cylinders	95
Master Ring Cylinders	101
Service Equipment	104

ACCESS CONTROL	
Access 800® AC2	105
ML20800 Series	106
CL33800 Series	110
ED5000 x 9800 AC2 Series	114
WM800 Reader/Controller	120
Wiring Diagram Services and Accessories	121

MORTISE LOCKSETS AND TRIM	
ML2000 Series	123
Vineyard™ Collection	133
Vandal Resistant Trim	135
ML20900 Series & ML20600 NAC Series	136
Cylinder and Keying Options	148
Miscellaneous Options	151

SPECIALTY HARDWARE	
MicroShield® How to Order	153
BHSS Trim	154
BLSS Trim	155
HSS Trim	156
HPSK Trim	157
HP3000 Series Tubular Lock with Push/Pull Trim	158

CYLINDRICAL LOCKS		PAGES
MicroShield® How to Order		160
CL3100 Series Grade 1 Vandal Resistant Cylindrical Lever Locksets		161
CL3300 Series Grade 1 Extra Heavy-Duty Cylindrical Lever Locksets		167
CL3500 Series Grade 1 Heavy-Duty Cylindrical Lever Locksets		173
CL3800 Series Grade 2 Standard-Duty Lever Locksets		179
CK4300 Series Grade 1 Heavy-Duty Cylindrical Knob Locksets		183
CK4400 Series Grade 2 Standard-Duty Cylindrical Knob Locksets		186
PRE-ASSEMBLED UNIT LOCKSETS		
UT5200 Series		189
AUXILIARY HARDWARE		
PL5000 Series Padlocks		195
DL2200 Series Cylindrical Deadlocks		197
DL3000 Series Cylindrical Deadlocks		200
DL3200 Series Cylindrical Deadlocks		203
DL4100 Series Mortise Deadlocks		206
MULTI-POINT LOCKS		
FE5400S		209
FE6600		225
FE6700		237
MP9800		241
EXIT DEVICES		
MicroShield® Technology		253
ED3000 Crossbar Series		255
ED4000 Narrow Stile Pushpad Series		267
ED5000 Pushpad Series		279
ED7000 Narrow Stile Crossbar Series		302
ED8000 Pushpad Series		313
DOOR CLOSERS		
DC3000 Series		323
DC5000 Series (Cam Action Door Closer)		325
DC6000 Series		327
DC8000 Series		331
DC46900 Series (Safeguard™)		336
DC62900 Series		337
PARTS		
<b>Key Systems</b>		
Plugs and Shells		340
Cylinder Parts		341 - 342
Standard Diameter Cylinder Collars		343
Master Ring Cylinder Collars		344
Tools		344
<b>Mortise Locksets and Trim</b>		
ML2000 and ML2000HS Series – Mortise Locks		345 - 347
ML2000 and ML2000HS Series – Mortise Trim		348 - 356
<b>Vandal Resistant Cylindrical Lever Locksets</b>		
CL3100 Series		357 - 359
<b>Extra Heavy-Duty Cylindrical Lever Locksets</b>		
CL3300 Series		360 - 362
<b>Heavy-Duty Cylindrical Lever Locksets</b>		
CL3500 Series		363 - 364
<b>Grade 2 Key-In-Lever</b>		
CL3700 Series		364
CL3800 Series		365 - 366

Continued on next page.

PARTS	PAGE
-------	------

**Heavy-Duty Cylindrical Knob Locksets**

CK4200 Series	367
CK4300 Series	367

**Standard-Duty Cylindrical Knob Locksets**

CK4400 Series	368
CK4700 Series	368

**Pre-Assembled Unit Locksets**

UT5200 Series	369 - 370
---------------	-----------

**Padlocks, Deadlocks and Push-Pull Latches**

Padlocks	370
DL3000 Series Deadlocks	370

**ED4000 and ED5000 Series**

Device Parts	371 - 373
Trim Parts	373 - 375

**Crossbar Exit Devices and Trims**

ED7000 Series	376 - 381
---------------	-----------

**Pushpad Exit Devices and Trims**

ED8000 Series	382 - 383
---------------	-----------

**Door Closers**

DC3000 Series	384
DC5000 Series	384
DC6000 Series	385
DC8000 Series	386

**Electronic Hardware Parts**

DC46900 Series	387
DC62900 Series	387
Access 800® AC2 Series	387

**Part Number Index**

**388 - 399**

GENERAL INFORMATION

PAGES

**Order Forms:**

Service Center, Business Hours, Holiday Schedule	1
Order Form	2
Stock Condensed Order Form	3
Keyed Condensed Order Form (Cylinders Ordered Separately)	4
Keyed Condensed Order Form (Cylinders Ordered with Lockset/Device)	5
Key Systems Information Request Form	6
Keyed Order Lead Sheet (A)	7
Keyed Order Lead Sheet (B)	8
Keyed Order Lead Sheet (C)	9

**Tool & Rules:**

Ordering Tips	10
Ordering Tips, Checklist	11
Website eBusiness	12
Online Orders Fax Program	13

**Terms & Conditions:**

Terms & Conditions (Acceptance Quick Ship Orders)	14
Terms & Conditions (Quick Ship Orders Claims)	15
Terms & Conditions (Invoice Deduction Product Modifications)	16
Terms & Conditions (Fire Rated Openings Technical Information)	17

**Limited Warranty:**

Limited Warranty, Finishes, Requirements, Keying Systems	18
Limited Warranty, Terms and Conditions	19
Finishes, Samples, Templates	20

**Service Center Business Hours**

**ASSA ABLOY Door Security Solutions®**

**Customer Service – Monroe** .....8:00 a.m. – 4:30 p.m. (Eastern)

1902 Airport Road

Monroe, NC 28110

Telephone Number: .....(800) 438-1951

Fax Number: .....(800) 338-0965

**Technical Product Support** .....8:00 a.m. - 4:30 p.m. (Eastern)

225 Episcopal Road

Berlin, CT 06037

Telephone Number: .....(888) 607-5703

**Electrified Technical Product Support** .....8:00 a.m. - 4:30 p.m. (Eastern)

Telephone Number: .....(800) 810-WIRE (9473)

Fax Number: .....(203) 603-5981

**Holiday Schedule\***

These following entities will be CLOSED on these dates:

**ASSA ABLOY Door Security Solutions® Customer Service – Monroe**

September 4, 2017  
 November 23, 2017  
 November 24, 2017  
 December 25, 2017  
 December 26, 2017

**Technical Product Support**

September 4, 2017  
 November 23, 2017  
 November 24, 2017  
 December 25, 2017  
 December 26, 2017  
 December 27, 2017  
 December 28, 2017  
 December 29, 2017

**Electrified Technical Product Support- New Haven CT**

September 4, 2017  
 November 23, 2017  
 November 24, 2017  
 December 25, 2017  
 December 26, 2017

\* Dates subject to change.













ASSA ABLOY

Key Systems Information Request Form  
Please fax to Key Systems Admin. @ 800-338-0965



ASSA ABLOY

Date: \_\_\_\_\_

**KEY SYSTEMS INFORMATION**

\*Registry Number: \_\_\_\_\_

\*Job Name and Location: \_\_\_\_\_

\*Keyway: \_\_\_\_\_ Top Master Key Bitting: \_\_\_\_\_

Any Other Known System Information:

Information Requested:

Requested By: \_\_\_\_\_

Phone: \_\_\_\_\_ Fax: \_\_\_\_\_ Email: \_\_\_\_\_

Agency/Distributor Name: \_\_\_\_\_

Key System Administration Response:

**Please attach a Letter of Authorization from the end user if requesting bitting information.**

**\*Required Information**

Sheet 1 of _____
Date: _____
Purchase Order No.: _____
Date Required: _____

**SOLD TO:**

\_\_\_\_\_

\_\_\_\_\_

\_\_\_\_\_

**SHIP TO:**

\_\_\_\_\_

\_\_\_\_\_

\_\_\_\_\_

**1. JOB NAME AND ADDRESS**

\_\_\_\_\_

\_\_\_\_\_

\_\_\_\_\_

**2. SYSTEM STATUS**

New  Existing ..... Registry No. \_\_\_\_\_

Customer Bittings (Please attach and indicate How to Read)  Bow to Tip  Tip to Bow

Corbin Russwin Factory Order No. \_\_\_\_\_ Authorized Security Code\* \_\_\_\_\_

\* Not required if opt-out has been recorded on SID

**3. HIGHEST LEVEL OF SYSTEM**

1 - SKD  2 - MK  3 - GM  4 - GGM  5 - GGGM

**4. SYSTEM TYPE**

Security  IC  Master Ring  Conventional  Pyramid\*\*  Access 3 - AP\*\*  Access 3 - AS\*\*  Access 3 - AHS\*\*

Other \_\_\_\_\_

\*\*Required documentation must accompany each initial Pyramid or Access 3 order to avoid delay.

**5. KEYS**

**Keyway Selection:**  Stock-L4  Standard  Restricted\*  Patented\* Protected

Specific Keyway \_\_\_\_\_

**Number of Pins:**  5  6 (Default)  7

\* Requires PRIOR Key Systems Approval

**Depth System:**  System 70 (Default)  Pre-System 70  Access 3-AP  Access 3-AS/AHS

**Key Bow Style:** \_\_\_\_\_

**Pyramid & Access 3 have dedicated Bows:** \_\_\_\_\_

**Key Stamping:**

<input type="checkbox"/> VKC0 - No Bitting or Key Set Stamping on Keys	<input type="checkbox"/> Bittings (Standard for Conventional Change Keys)
<input type="checkbox"/> VKC1 - Visual Key Control Keys Only	<input type="checkbox"/> DO NOT DUPLICATE
<input type="checkbox"/> VKC2 - Visual Key Control Keys and Cylinders	<input type="checkbox"/> US PROPERTY DO NOT DUPLICATE
<input type="checkbox"/> VKC3 - Visual Key Control Cylinders Only	<input type="checkbox"/> Special Stamping: _____
<input type="checkbox"/> CKC2 - Concealed Key Control Cylinders and VKC Keys	_____
<input type="checkbox"/> CKC3 - Concealed Key Control Cylinders Only	_____





## Ordering Tips

- Please submit **Quick Ship Program Orders** and **Plant Product Orders** on separate order forms.
- Please use **Quick Ship Program Forms** for all **Quick Ship Product Orders** and include **Quick Ship Part Numbers**.
- **Order Forms** are included in the Price Book and at [www.corbinrusswin.com](http://www.corbinrusswin.com).
- We recommend using the **Order Form** included with this Price Book when placing purchase orders for Corbin Russwin products. The **Order Form** is available for copying prior to placing your order.
- Please include **Job Name and Registry Number** for all contract orders.
- Be sure to include **Voltage** on all Electrified Hardware orders.
- A **Letter of Authorization** is required for all Protected and Pyramid Keyways.
- **Keyed Lead Sheets A and B** are *recommended* for contract orders that are keyed to existing Master Key systems.
- Remember to include **Keysets** on all contract orders.
- Be sure to include **Handing** for all unit locks, mortise locks and exit devices.
- If you have a **Quote**, please include it with the purchase order. Orders without this information may be delayed.

## Ordering Tip — Administrative Documentation

When submitting purchase orders to ASSA ABLOY Door Security Solutions® Consultants for processing, please remember that certain cylinder types and/or keyways require additional administrative documentation before the order can be entered.

Purchase orders will be held and questioned if the following keyway/cylinder types do not have the proper administrative documentation submitted with each purchase order:

- Protected and Pyramid keyway products
- Security cylinders and keys
- High security cylinders and keys

All of the above product types must be accompanied by additional administrative documents unless they are shipping direct to the end user facility. These administrative documents include, but may not be limited to, the following:

- Letter of Authorization – must be submitted on the end user facility letterhead, dated and signed by an authorized individual from the facility. Letter must be quantity specific for certain product types. ASSA ABLOY Door Security Solutions Consultants does not keep letters of authorization on file.
- Registration Certificate – only required for Pyramid systems.

## Ordering Checklist

Before placing your order, check for the following:

- ✓ Purchase Order on company letterhead
- ✓ Purchase Order is legible
- ✓ Purchase Order Number
- ✓ Account Number
- ✓ Ship To Address
- ✓ Contact Person for additional information requirements
- ✓ Pricing Requirements – Buying Program or CPQ (please attach)
- ✓ Quick Ship Order (Quick Ship Order Form or Quick Ship part numbers included)
- ✓ Contract Order (Keyed Lead Sheets attached)
- ✓ Handing (if applicable)
- ✓ Design (if applicable)
- ✓ Backset & Strike (if applicable)
- ✓ Finish (if applicable)



## Website

Corbin Russwin's website at [www.corbinrusswin.com](http://www.corbinrusswin.com) is the place to go for all your Corbin Russwin product information needs. Easy-to-navigate menus and intuitive icons allow simple and fast access to the latest on new products, as well as the most up-to-date catalogs, templates and installation instructions.

Another great benefit of the Corbin Russwin website is the ability to become an eBusiness member. Access gives additional information for Corbin Russwin account customers only.

## eBusiness

Visit [www.corbinrusswin.com](http://www.corbinrusswin.com) to sign up for ASSA ABLOY Door Security Solutions eBusiness access.

ASSA ABLOY Door Security Solutions Consultants provides sales, marketing and support for Corbin Russwin.

To sign up for eBusiness, follow the simple instructions listed below. Register today and start enjoying the many benefits!

eBusiness offers anytime access to:

- Order Status
- Stock Status Check
- Key Systems
- Newsletters
- Contact Webmaster
- Fax Order Acknowledgement
- Extended Literature (Price Books, Order Forms, Keyed Lead Sheets)
- Order Check by P.O.
- Cross Reference Guide
- Key Wizard® Order Forms
- ASSA ABLOY Door Security Solutions Online Store
- Fax Program Sign Up
- Fax Invoice

## How to sign up for eBusiness access:

- Step 1: Visit our website at [www.corbinrusswin.com](http://www.corbinrusswin.com)
- Step 2: Double-click eBusiness icon (top right corner)
- Step 3: Complete ASSA ABLOY Door Security Solutions eBusiness sign up form



## ONLINE ORDER ENTRY

Would you like to reduce the time to get your orders entered to the factory and eliminate errors associated with manual order entry?

Then try our on-line order entry system. Our convenient web-based order forms can help you submit your orders directly to the factory in minutes.

Contact your customer service representative who will be able to issue your user name and password as well as set up appropriate training sessions for you and your staff.

Brand	Customer Number	Customer Name	Territory	Ship To Address
CORBIN RUSSWIN	404051	84 LUMBER COMPANY #1975	A28	22770 N. WESTLAKE HOUSTON TX 77095
CORBIN RUSSWIN	403670	A G MAURO COMPANY	A08	1221 BERNARD DRIVE BALTIMORE MD

## FAX PROGRAM

Would you like to receive your acknowledgements and invoices, invoices and Return good Authorizations quickly and efficiently?

If so, ASSA ABLOY Door Security Solutions offers the Order Acknowledgement and Invoice, invoices and Return good Authorizations Fax Program. Please see the simple steps below to get signed up today!

Requirement: Valid eBusiness User ID and Password. (If you do not have an eBusiness User ID and Password, please refer to eBusiness Sign Up Section included in this Price Book.)

Step 1: Log into eBusiness.

Step 2: Double-click on "Sign Up for ASSA ABLOY Door Security Solutions's Fax Program Now!"

Step 3: Fill in appropriate information and send.

### Fax Program Signup

If your distributor would like to receive their CORBIN RUSSWIN, NORTON, RIXSON and YALE order acknowledgements, invoices, and return goods authorizations by fax, please complete the form below to sign them up today!

- Yes - Fax Invoices to Fax #:
- Yes - Fax Order Acknowledgements to Fax #:
- Yes - Fax Return Goods Authorizations to Fax #:

Enter the distributor's Account Number in the input box below and click [Add] to add it to your Account Number list. Repeat for each distributor Account Number that you have.

Enter Account Number:

Account Number List:

## Terms and Conditions

### ACCEPTANCE

Corbin Russwin reserves the right to decline an order, in whole or in part, when the type or quantity of goods or credit worthiness of the Purchaser is not satisfactory to us in our sole and absolute discretion.

Purchase Orders, Quote Requests, Acknowledgements or the like issued by the Purchaser that have contrary standard terms and conditions are not binding on Corbin Russwin, unless such terms and conditions are approved in a separate written agreement by Corbin Russwin's authorized representatives. In the event of an acceptance of Purchaser's Purchase Order by Corbin Russwin, the Purchaser agrees that such acceptance is solely conditioned on Purchaser's acceptance of the terms and conditions set forth in this instrument, regardless of the terms and conditions specified in Purchaser's Purchase Order. The terms and conditions in Purchaser's Purchase Order which conflict with the terms and conditions of this instrument shall be disregarded and are hereby rejected, and this instrument shall constitute the entire agreement between Corbin Russwin and the Purchaser.

In the event that Corbin Russwin does not enforce or require strict performance of any term or condition hereof, or of any other document, instrument or other agreement relating to goods sold, such lack of enforcement or requirement of strict performance will not waive, affect or diminish any right of Corbin Russwin to enforce or require strict performance of such term or condition in the future.

### PRICES

All prices are subject to change without notice and are not guaranteed. All shipments will be made at prices in effect at the time of shipment.

Possession of this price list does not constitute an agreement to sell.

We reserve the right to correct clerical, stenographic and other obvious errors at any time.

### TERMS

Invoices dated the 1st through the 15th will be due for 2% discount on the \*10th of the following month. Invoices dated the 16th through the 31st will be due for 2% discount on the \*25th of the following month. \*Net immediately thereafter. (Corbin Russwin retains the right to sell or to decline to sell to any Customer for any reason whatsoever when in its judgment is deemed sufficient.)

It is understood that Corbin Russwin may impose and charge a finance charge which is the lesser of one and one-half percent (1-1/2%) per month or the highest rate allowed by law on any amount which becomes past due and delinquent. Additionally the Customer shall be responsible for all collection costs, court costs and reasonable attorney's fees (where allowed by law) in connection with the recovery of any delinquent amount.

### FREIGHT

All orders are shipped FOB factory/warehouse, except as expressly provided below. When delivered to the Transportation Company, the Purchaser assumes the risk of loss or damage in transit.

Customer orders with net product value in excess of \$12,000.00 will be shipped prepaid by Corbin Russwin's carrier of choice to a single destination point in the United States.

Customer orders with net product value less than \$12,000.00 will be shipped prepaid by Corbin Russwin's carrier of choice and freight and handling charges will be added to the customer's invoice.

A minimum freight and handling charge of \$15.00 will be charged on orders with net product value of \$400.00 or less. The minimum freight and handling charge will not apply to orders for only Cut (bitted) keys of any type, Master Keys, Master keyed cylinders or padlocks and factory generated bitting lists that do not have any other product types included on the order. Freight on these orders will be charged as the percentage of invoice value.

For orders with net product value greater than \$400.00 and less than \$12,000.00, freight charges will be calculated as a percentage of the net invoice value and will be added to Customer's invoice. The percentage is based on the National U.S. Average On Highway Diesel Fuel Prices as reported by the US Department of Energy in effect at the beginning of each quarter. On the first Monday of each quarter, the new rate will be published on the Corbin Russwin and Door Security Solutions extranet and will go into effect on the 2nd Monday of the quarter. Please refer to the extranet for the rate chart and information on the current freight charge percentage. The percentage in effect at the time of shipment of the order will be charged.

Great Grand Master keys, Grand Master keys, Master keys, Construction Master keys, Control Keys, Lot Day Keys which are shipped separate from customer order for security reasons, on orders with total net product value in excess of \$12,000.00 will be shipped prepaid by Corbin Russwin's carrier of choice. If the total order value is less than \$12,000.00, the shipping charges will be added to Customer's invoice.

If a customer provides their own freight account # for the freight charges, Corbin Russwin will apply a handling fee of \$25.00 to the invoice.

Quick Ship Orders – All 1-Week Quick Ship orders are guaranteed to ship from Corbin Russwin 5 working days after receipt of all information necessary to process order or Corbin Russwin will pay freight costs. If Quick Ship is held for credit reasons Corbin Russwin will not be responsible for freight costs.

Expedited shipping options – If the customer requests an expedited method of shipment such as "Next Day Air" the charges will be prepaid by Corbin Russwin and the full rate for the service, as published by the carrier, will be added to the customer's invoice.

### **Terms and Conditions continued**

Packing – Corbin Russwin will pack, mark and ship the products according to its standard procedures for shipment, unless the parties agree, in writing, that Corbin Russwin will comply with any special instructions provided by the customer. Special instructions must be submitted, in writing, at time of order placement. Compliance with special instructions may result in an increased price.

#### **MINIMUM ORDER**

Minimum order value for complete product is \$250.00 net product value. The minimum order value for parts orders is \$100.00 net product value. In the event that the net product value does not meet the required net minimum, Corbin Russwin may, at its sole discretion (a) apply a minimum order charge, (b) reject the order or (c) waive the minimum requirement provided that the waiver of the requirement for one order shall not constitute a waiver of the requirement for any future orders.

The following products are exempt from this policy: Cut (bitted) Keys of any type, Master Keyed Cylinders, Master Keyed Padlocks and Factory Generated Bitting Lists.

#### **QUOTATIONS**

If Corbin Russwin elects to offer a quote, such quote will be valid until the expiration date on that quote. Complete shipment of the order must be accepted by Purchaser within standard manufacturing lead times. The quote number must be referenced on the order. Any invoiced order that has the incorrect discount applied to it and did not have the quote number written on the order will have a service fee of \$100.00 net DEDUCTED from any sales credit issued for the difference in discount. The quote is null and void if the Purchase Order does not include ALL product lines listed on the quote or if the quantities for any item covered by the quote deviate by 10% or more. With the issuance and acceptance of a quote for the purchase of products, the Purchaser agrees that products so purchased will not be resold or transferred to any Distributor not authorized by Corbin Russwin to sell its products. This would be inclusive of branches of the quoted Distributor. Failure to abide by this restriction may result in the Distributor's ineligibility for Quotations, or other actions in Corbin Russwin's discretion. Corbin Russwin and its sales representatives reserve the right, in their sole discretion and for any reason, to refuse a Distributor's request to quote a price other than Corbin Russwin's standard list price and regardless of whether Corbin Russwin or its sales representatives have previously quoted discounted prices to the Distributor on some or all of its orders.

#### **NON-CATALOGED PRODUCTS**

Products not cataloged or listed in this price book will be considered as special products, and will not be manufactured without prior written approval from Corbin Russwin. A minimum special handling charge of \$50.00 will be added for non-cataloged product. Any additional labor or material required will be charged accordingly. Special products require special handling, and therefore standard lead times may not apply. Please consult with your Sales Representative for further details.

#### **CHANGES/CANCELLATION OF ORDERS**

Changes or cancellations to an order will result in a charge of costs for material and labor expenses that have been incurred prior to notification from Customer. If products have already been made and/or are located in the shipping room, the 45% restocking fee will apply. Handling charges are billed on Customer's original order. All Non-Cataloged Goods and Corbin Russwin Quick Ship Orders may not be changed or cancelled.

#### **ADD-ON ORDERS TO QUOTE**

Any new order requesting special pricing to match an existing quote number, which has already been ordered, will be accepted up to sixty (60) days after the acknowledgement of the original order. All add-on orders must reference the original factory order number, and the corresponding quote number to receive the quoted pricing discount. Add-on orders for stock will not be accepted.

#### **PACKAGING**

Many items are defined as to Case Lot Packaging or Minimum Order. The Case Lot policy does not apply to hardware to be used on a specific hardware project.

#### **DELIVERY**

Orders will be acknowledged and given a scheduled delivery date based on estimated manufacturing lead times. Complete information is required to process all orders. Orders with insufficient information for processing (i.e. keying information, door sizes, handing, etc.) may be subject to extended lead times which are relative to the time required in obtaining the necessary information for order processing. Manufacturing lead time will begin once all information is received to process an order. Corbin Russwin will use reasonable efforts to deliver products as estimated, but makes no guarantees as to delivery dates. Corbin Russwin will not be liable for back charges incurred based on availability of product or as a result of delays in delivery caused by insufficient information required to process an order. Corbin Russwin will not be held responsible for delays in delivery caused by strikes, fires, floods or any other causes beyond our control, including the delivery of material to us. Under no circumstances shall Corbin Russwin be liable or accountable for consequential damages due to failure of delivery.

#### **CLAIMS**

In the event of Company or Customer error, claims for shortages, pricing errors and/or incorrectly filled orders must be submitted in writing to Customer Service within thirty (30) days from receipt of material. Any claims for shortages or damage by the Carrier must be made by the Customer directly to the Carrier.

**Terms and Conditions continued****INVOICE DEDUCTION**

A Corbin Russwin Sales Representative or Customer Service Representative must be notified of any disputed invoices within sixty (60) days from the date of invoice. Deductions should only be taken for the disputed amount and the balance of the invoice is due and payable within standard payment terms.

**RETURNED GOODS**

It is the policy of Corbin Russwin to not accept returns of any materials that are correctly furnished as per the Distributor's Purchase Order. Return of product due to customer order error or accommodation must be pre-arranged with Corbin Russwin and approved in writing by Sales Management.

All products returned as "Goodwill" must meet the following criteria to be considered a return:

- Be in original, unmarked and undamaged cartons.
- Be valued in excess of \$250.00 net.
- Shipped and invoiced within the previous one hundred twenty (120) days.
- Custom, non-cataloged goods, master-keyed or Corbin Russwin Quick Ship product is not returnable.

A MINIMUM restocking fee of 45% will be charged. Upon receipt and verification by Corbin Russwin that the returned merchandise meets the foregoing conditions, a credit will be issued for the original invoice amount less the MINIMUM 45% restocking fee.

Defective goods and "Goodwill" products that meet the foregoing criteria may be returned by fulfilling the following conditions:

- Send an RGA request in writing to the Corbin Russwin Sales Representative serving the Purchaser's area.
- Ensure the RGA labels that are sent to Purchaser by Corbin Russwin are visible on return goods shipment.
- Ensure that the RGA number appears on the return shipment label and is legible.
- Return the authorized merchandise within sixty (60) days from the date of RGA issuance date.
- Return shipments must be freight prepaid to the location specified on the RGA.
- Corbin Russwin is not liable for damages to product during shipping.

No credit may be taken or issued prior to RGA approval and receipt of product.

All defective goods within the terms of our limited warranty may be returned for credit or replacement.

**RETURNED GOODS – ELECTROMECHANICAL**

All defective replacement requests for electromechanical products/components must be authorized by contacting the Electromechanical Applications Team at 1-800-810-WIRE to obtain a case number. In order to receive credit for the replacement of an electromechanical product the following criteria needs to be met:

- Defective product return must be under warranty
- Defective product/component return must arrive at factory within 60 days of the Returned Goods Authorization issuance
- Returned product must be found defective or nonfunctional upon test at factory
- Returned product must not have been damaged during installation process

**TAXES**

Prices do not include any present or future Federal, State, or Local property, license, privilege, sales, use, excise, gross receipts or other like taxes or assessments, which may result from transactions or any services performed in connection herewith.

**GOVERNING LAW**

The rights and obligations of the parties shall be governed by the laws of the State of North Carolina, excluding any conflicts of law provisions. The United Nations Convention on Contracts for the International Sale of Goods shall not apply to this Agreement.

**LIMITED WARRANTY**

The Terms and Conditions outlined above are subject to Corbin Russwin's Limited Warranty, which is included in this Price List and incorporated herein by reference.

**PRODUCT MODIFICATIONS**

Corbin Russwin products are not designed or intended for aftermarket modification. The warranty on Corbin Russwin products becomes void if the product is modified in any way, regardless of whether the modification causes or contributes to any alleged defect. Warranty voiding modifications include, but are not limited to, third-party electrification of non-electric products and/or the installation of non-approved or non-Corbin Russwin components.

If a Corbin Russwin product is modified it no longer meets industry certification and quality control standards applicable to the original product and is no longer a genuine Corbin Russwin product. A modified product may not be sold as a Corbin Russwin product and the Corbin Russwin and Design® trademark or certification marks based on the original Corbin Russwin product, such as U.L. or ANSI/BHMA marks, may not appear anywhere on the modified product or on any packaging, literature, or instructions sold with the modified product.

All original Corbin Russwin packaging and literature carries the Corbin Russwin and Design® trademark and must be destroyed if the original Corbin Russwin product is modified. Portions of the product that carry the Corbin Russwin and Design® trademark or certification mark must be discarded and/or replaced by the party making the modification. U.L. and other certification testing and marking are also the responsibility of the party making modification. The use of the Corbin Russwin and Design® trademark on modified products constitutes trademark infringement.

### Terms and Conditions continued

#### FIRE RATED OPENINGS

Any retrofit or other field modification to a fire rated opening can potentially impact the fire rating of the opening, and Corbin Russwin, Inc. makes no representations or warranties concerning what such impact may be in any specific situation. When retrofitting any portion of an existing fire-rated opening, or specifying and installing a new fire-rated opening, please consult with a code specialist or local code official (Authority Having Jurisdiction) to ensure compliance with all applicable codes and ratings.

The following policy ("Policy") of ASSA ABLOY Americas ("ASSA ABLOY"), and all of its affiliated group companies (collectively, the "Group Companies"), applies to the use of certain intellectual property of all such Group Companies, including all trademarks, names, logos, product images, and related information (the "ASSA ABLOY Marks"). ASSA ABLOY Marks are proprietary and critical to the success of ASSA ABLOY and the Group Companies, and may only be used in strict compliance with this Policy.

This Policy covers any person or entity reselling any product of any Group Company with the consent of such Group Company (each, an "Approved Reseller"). Each Approved Reseller has a non-exclusive right to use certain of the ASSA ABLOY Marks relating to any of the Group Companies for which it is an Approved Reseller, subject to the following conditions:

- (1) Approved Reseller's use of ASSA ABLOY Marks must be truthful, fair, and not misleading;
- (2) Approved Reseller's advertising must clearly indicate that it is advertising of the Approved Reseller, and is not advertising of ASSA ABLOY;
- (3) Approved Reseller may not use any ASSA ABLOY Marks as part of or in connection with a domain name;
- (4) Approved Reseller's advertising must not imply or suggest an association between the Approved Reseller and ASSA ABLOY other than that of buyer and seller;
- (5) Approved Reseller's use of ASSA ABLOY Marks must be a positive representation of ASSA ABLOY, the Group Companies, and their products;
- (6) Approved Reseller's trade name must be more predominant on Approved Reseller's advertising than the ASSA ABLOY Marks;
- (7) Approved Reseller's use of ASSA ABLOY Marks must include the trademark symbol ® or ™, as appropriate, along with the following trademark legend printed in legible text on the Web page or document containing ASSA ABLOY Marks: "[describe ASSA ABLOY Marks] are trademarks or registered trademarks of ASSA ABLOY, Inc. or one of its affiliates in the United States and other countries.";
- (8) Approved Reseller must not make modifications of any ASSA ABLOY Marks; and
- (9) Approved Reseller may use only ASSA ABLOY Marks associated with the Group Companies for which it is an Approved Reseller (e.g., an Approved Reseller that sells Group Company X products but not Group Company Y products may use Group Company X trademarks in connection with its sale of Group Company X products, but may not use Group Company Y trademarks).

ASSA ABLOY reserves the right to review Approved Reseller's usage of ASSA ABLOY Marks at any time and may:

- (a) require changes to the use of ASSA ABLOY Marks at any time in its sole discretion, which changes must be implemented within 30 days of written notice to Approved Reseller;
- (b) condition the use of ASSA ABLOY Marks on ASSA ABLOY's prior approval of such use, which approval may be withheld in its sole discretion;
- (c) revoke permission to use ASSA ABLOY Marks at any time for any or no reason upon 30 days prior written notice to Approved Reseller; and
- (d) revoke permission to use ASSA ABLOY Marks immediately upon notice to Approved Reseller in the event Approved Reseller is in violation of this Policy, or of any other agreement with ASSA ABLOY or any Group Company.

Approved Reseller's right to use ASSA ABLOY Marks in no way conveys to Approved Reseller any proprietary or economic interest in any ASSA ABLOY Marks.

Use of ASSA ABLOY Marks in violation of this Policy may result in severe civil and criminal liabilities. ASSA ABLOY will vigorously enforce this Policy by seeking all appropriate legal remedies, including, but not limited to, pecuniary damages and injunctive relief.

If there are any questions on this policy, please contact Linda Dean at [ldean@assaabloyusa.com](mailto:ldean@assaabloyusa.com) or 203-498-5596.

#### TECHNICAL INFORMATION AND ADVICE

(a) All designs, data, and specifications provided by Company are proprietary and will not be disclosed or reused by Customer without the prior written consent of Company; (b) Company assumes no obligation or liability for any advice given by Company, the results obtained, or damages incurred, and all such advice is given and accepted at Customer's risk.

**Limited Warranty**

Corbin Russwin, Inc. (Company) warrants that its products sold under the Corbin Russwin and Design® trade name in the United States of America are free from defects in workmanship and materials under normal use and service. This warranty does not cover defects or damage arising from improper installation, lack of or improper maintenance, improper storage, shipping and handling, corrosion, erosion, ordinary wear and tear, misuse, abuse, accident, unauthorized service, or use with unauthorized non-Corbin Russwin products or parts. This warranty is void if any modification is made to the warranty product, regardless of whether the modification causes or contributes to the alleged defect. All modifications are made at the risk of the party making the modification.

The only liability of the Company in tort or contract whether under this warranty or otherwise shall be limited to the repair or replacement of any product or component part which shall prove defective as covered by this warranty, within the stated time frame listed below, after delivery to the original purchaser.

Access 3 Cylinders	.1 year
Pyramid Cylinders	.5 years
CL3100 Series Cylindrical Locksets	.10 years
CL3300 Series Cylindrical Locksets	.7 years
CL3500 Series Cylindrical Locksets	.7 years
CL3800 Series Cylindrical Locksets	.5 years
CK4300 Series Cylindrical Locksets	.3 years
ML2000 Series Mortise Locksets	.10 years
Electrified Locksets	.2 years
ED3000, ED7000, ED8000 Series Exit Devices & Trim	.1 year
ED4000, ED5000 Series Exit Devices & 900 Series Trim	.5 years
All Other Exit Device Trim	.1 year
Electrified Exit Devices	.2 years
FE5400S	.7 years
FE6700	.7 years
FE6800	.7 years
Access 800® CL33800 x TCAC2 Cylindrical	.7 years (mechanical), 2 years (electrical)
Access 800® ML20800 x TCAC2 Mortise Locks	.10 years (mechanical), 2 years (electrical)
Access 800® ED5000 x 9800 x TCAC2 Exit Devices	.5 years (mechanical), 2 years (electrical)
DC3000 Series Closers	.15 years
DC5000 Series Closers	.10 years
DC6000 Series Closers	.25 years
DC8000 Series Closers	.25 years
All Other Corbin Russwin Products	.1 year
MicroShield® Finish	.1 year

**Finishes:**

Corbin Russwin finishes are covered by a limited warranty period of one year after invoice date.

**Warranty Requirements for Cylinders Factory or Field Combined:**

Cylinders are lubricated at the factory with a petroleum based lubricant (Medeco KeyLube). Cylinders should be lubricated periodically depending upon environmental conditions. Petroleum based lubricant is recommended. Never mix petroleum based lubricants with dry lubricants. Corbin Russwin cylinder and/or core warranty will be voided if used in non-Corbin Russwin locking devices.

**Warranty Requirements for Cylinders Field Combined:**

1. Keys shall be cut to the Corbin Russwin key biting specifications required for the particular keyway and depth system.
2. All pin lengths shall be selected according to prevailing factory standards.
3. Original Corbin Russwin cylinders and cylinder components, including pin tumblers and key blanks, shall be used. We reserve the right to void the warranty if we deem that a malfunction is a result of non-original components which do not conform to Corbin Russwin standards.

**Keying Systems:**

All bittings shall be originated or authorized by the Corbin Russwin Key Systems Department to be compatible with one another in a specific type of cylinder (Pyramid, conventional, security, master ring, interchangeable core) and within a particular keying system.

All components of electromagnetic products are covered by a limited warranty period of one year after invoice date thereof of the original purchaser from us. Product repair or replacement, or associated charges, will not be accepted under this warranty unless prior authorization from Corbin Russwin has been given. Upon receipt of products returned for repair or replacement, we will determine whether products qualify for repair or replacement under this warranty. If they do not, we will obtain authorization prior to proceeding.

We have no liability to pay any costs of repair performed by anyone other than qualified personnel authorized by Corbin Russwin prior to the work being done.

**Terms and Conditions continued**

The Company will not pay for the cost of repair performed other than in accordance with this warranty. Written notice of a product or component part believed to be defective as covered by this warranty should be sent to Corbin Russwin, Inc. 225 Episcopal Road, Berlin, CT 06037, and should include your name and address, an identification of the product or component part and a brief description of the defect. Upon receipt of such notice, the Company will inform you where to ship such product or component part, shipping charges prepaid, for examination and, in the event such examination reveals defect covered by this warranty, the product will be repaired or replaced. The Company reserves the right to replace discontinued product with an equivalent product as deemed by the Company.

THIS WARRANTY IS IN LIEU OF ALL OTHER EXPRESS WARRANTIES. TO THE EXTENT PERMITTED BY LAW, ALL IMPLIED WARRANTIES ARE LIMITED TO THE DURATION OF THIS WARRANTY. CORBIN RUSSWIN, INC. SHALL NOT BE LIABLE FOR ANY INCIDENTAL OR CONSEQUENTIAL DAMAGES. NO AGENT, SALES REPRESENTATIVE OR DEALER HAS THE AUTHORITY TO INCREASE OR ALTER THE OBLIGATIONS OF THIS WARRANTY. SOME STATES DO NOT ALLOW LIMITATIONS ON HOW LONG AN IMPLIED WARRANTY LASTS OR THE EXCLUSION OR LIMITATION OF INCIDENTAL OR CONSEQUENTIAL DAMAGES, SO THE ABOVE LIMITATION OR EXCLUSIONS MAY NOT APPLY TO YOU. THIS WARRANTY GIVES YOU SPECIFIC LEGAL RIGHTS, AND YOU MAY ALSO HAVE OTHER RIGHTS WHICH VARY FROM STATE TO STATE.



## Finishes

ANSI/BHMA Designation	Finish/Description
600	Primed for Painting (USP)
605	Bright Brass (US3)
606	Satin Brass (US4)
611	Bright Bronze (US9)
612	Satin Bronze (US10)
613	Dark Oxidized Satin Bronze, Oil Rubbed (US10B)
613E	Dark Oxidized Satin Bronze - Equivalent
613L	Dark Oxidized Satin Bronze, Clear Coated
618	Bright Nickel Plated (US14)
619	Satin Nickel Plated (US15)
622	Flat Black Coated (US19)
625	Bright Chromium Plated (US26)
626	Satin Chromium Plated (US26D)
628	Satin Aluminum, Clear Anodized (808 Mullion)
629*	Bright Stainless Steel (US32)
630*	Satin Stainless Steel (US32D)
689	Silver Aluminum Painted (SBL)
690	Dark Bronze Painted (LBL)
691	Light Bronze Painted (DBL)
693	Black Painted (FBL)
695	Dark Bronze Painted or Anodized (808 Mullion)
696	Satin Brass Painted (GBL)
722	Black oxidized bronze, oil rubbed

\*629 and 630 finish options are Not available for the following Muséo levers: 101, 104, 105, 111, 112, 113, 114, 115, 116, 117, 119, 121, 122, 126, 127, 130, 131, 132

## Samples

Display Mounts (Base Hardware not included). Price covers mount only.

For Product Series	Specify	Price
CL3100, CK4400	SM-CL-NTB	\$178.00
CL3300, CL3500, CL3800	SM-CL-TB	\$178.00
ML2000 x Sectional Trim (Lever, Knob, BLSS, HSS, HPSK)	SM-ML-L	\$166.00
ML2000 x BHSS trim	SM-ML-WAVE-CYL x TP	\$260.00
ML2000 x Roseless	SM-ML-RL	\$178.00
UT5200	SM-UT	\$178.00
HP3000	SM-CL-HP3000	\$217.00
Access 800® CL33800	SM-CL-A800	\$205.00
Access 800® ML20800	SM-ML-A800	\$286.00
Access 800® ED5000 x 9800	SM-ED-A800	\$310.00

Pyramid Sample Display Case

Specify	Price
PS-20-DC	\$310.00

Finish folder with cylinder scalps.

Specify	Price
FP	\$160.00

## Corbin Russwin Templates

Templates of Corbin Russwin products that are most commonly used are available through our website <http://www.corbinrusswin.com/en/site/corbin-russwin/Library/Product-Templates/>

**MUSEO® SERIES**
**PAGES**
**TL3700 Series:**

TL3700 Series: Museo Georgia, Pablo, Jackson, Salvador, Marc Levers & Inspire Trim:	21
TL3700 Series: Museo Georgia, Pablo, Jackson, Salvador, Marc Levers & Roses	22
TL3700 Series: Museo Josef Levers & Roses	23
TL3700 Series: Museo Josef, Georges Levers & Roses	24
TL3700 Series: Museo Piet Levers & Roses	25
TL3700 Series: Options	26

**ML2000 Series:**

ML2000 Series: Museo Georgia, Pablo, Jackson, Salvador, Marc Levers, Inspire Trim	27
ML2000 Series: Museo Georgia, Pablo, Jackson, Salvador, Marc Levers, Roses & Thumbturns	28
ML2000 Series: Museo Josef Levers, Roses & Thumbturns	29
ML2000 Series: Museo Josef, Georges Levers, Roses & Thumbturns	30
ML2000 Series: Museo Piet Levers, Roses & Thumbturns	31
ML2000 Series: Museo Piet Levers, Roses & Thumbturns	32
ML2000 Series: Museo Georgia, Pablo, Jackson, Salvador, Marc Levers & Escutcheons	33
ML2000 Series: Museo Josef Levers & Escutcheons	34
ML2000 Series: Museo Josef, Georges Levers & Escutcheons	35
ML2000 Series: Museo Piet Levers & Escutcheons	36
ML2000 Series: Museo Piet Levers & Escutcheons	37

**ML20900 Series & ML20600 Series NAC:**

ML20900 Series: Museo Georgia, Pablo, Jackson, Salvador, Marc Levers & Roses	38
ML20600 Series NAC: Museo Georgia, Pablo, Jackson, Salvador, Marc Levers & Roses	39
ML20900 Series: Museo Georgia, Pablo, Jackson, Salvador, Marc Levers, Escutcheons, Roses and Thumbturns	40
ML20600 Series NAC: Museo Georgia, Pablo, Jackson, Salvador, Marc Levers, Escutcheons, Roses and Thumbturns	41
ML20900 Series: Museo Josef Levers, Escutcheons, Roses and Thumbturns	42
ML20600 Series NAC: Museo Josef Levers, Escutcheons, Roses and Thumbturns	43
ML20900 Series: Museo Josef, Georges Levers, Escutcheons, Roses and Thumbturns	44
ML20600 Series NAC: Museo Josef, Georges Levers, Escutcheons, Roses and Thumbturns	45
ML20900 Series: Museo Piet Levers, Escutcheons, Roses and Thumbturns	46
ML20600 Series NAC: Museo Piet Levers, Escutcheons, Roses and Thumbturns	47
ML20900 Series: Museo Piet Levers, Escutcheons, Roses and Thumbturns	48
ML20600 Series NAC: Museo Piet Levers, Escutcheons, Roses and Thumbturns	49

**ML20800 AC2 Series:**

ML20800 AC2 Series: Museo Georgia, Pablo, Jackson, Salvador, Marc Levers	50
ML20800 AC2 Series: Museo Josef, Georges Levers	51
ML20800 AC2 Series: Museo Piet Levers	52

**ED5000 AC2 Series:**

ED5000 AC2 Series: Museo ML20800 AC2 Series: Museo Georgia, Pablo, Jackson, Salvador, Marc Levers	53
ED5000 AC2 Series: Museo ML20800 AC2 Series: Museo Josef, Georges Levers	54
ED5000 AC2 Series: Museo Piet Levers	55

**ED4000 Series Pushpad Exit Devices:**

ED4000 Series: Museo Levers with 800 Series Escutcheon: Georgia, Pablo, Jackson, Salvador, Marc Levers	56
ED4000 Series: Museo Levers with 800 Series Escutcheon: Piet Levers	57

**EDS000 Series:**

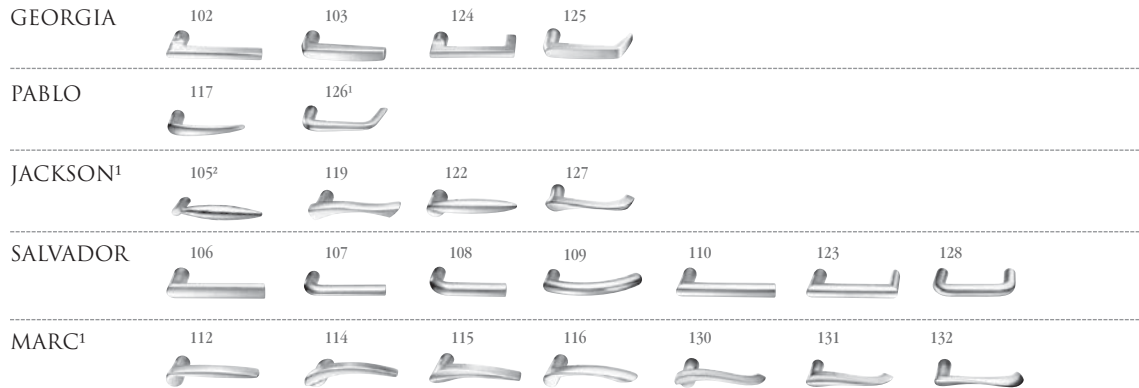
ED5000 Series: Museo Georgia, Pablo, Jackson, Salvador, Marc Levers with 900 Series Escutcheon	58
ED5000 Series: Museo Josef, Georges Levers with 900 Series Escutcheon	59
ED5000 Series: Museo Piet Levers with 900 Series Escutcheon	60

# Tubular Locksets

TL3700 Series: Muséo Levers and Inspire™ Roseless Trim

# MUSÉO®

contemporary trim to complement the interior design of your next project



J Collar

<sup>1</sup>Handed: specify hand when ordering  
<sup>2</sup>Contact factory for current lead time

613E	Dark Oxidized Satin Bronze - Equivalent	605	Bright Brass, Clear Coated
626	Satin Chromium Plated	606	Satin Brass, Clear Coated
		611	Bright Bronze, Clear Coated
		612	Satin Bronze, Clear Coated
		613	Dark Oxidized Satin Bronze, Oil Rubbed
		613L	Dark Oxidized Satin Bronze, Clear Coated
		618	Bright Nickel Plated
		619	Satin Nickel Plated
		625	Bright Chromium Plated
		629*	Bright Stainless Steel
		630*	Satin Stainless Steel
		722	Black Oxidized Bronze, Oil Rubbed

### Function

TL3710	Passage Set	\$236.00	\$246.00
TL3710A	Passage Set-3 Hour	\$242.00	\$252.00
TL3720	Privacy Set	\$248.00	\$258.00
TL3720A	Privacy Set-3 Hour	\$254.00	\$264.00
TL3750	Single Lever Pull-Through Bolted	\$104.00	\$109.00
TL3770	Double Lever Pull	\$195.00	\$205.00
TL3780	Communicating Set	\$236.00	\$246.00
TL3780A	Communicating Set-3 Hour	\$242.00	\$252.00

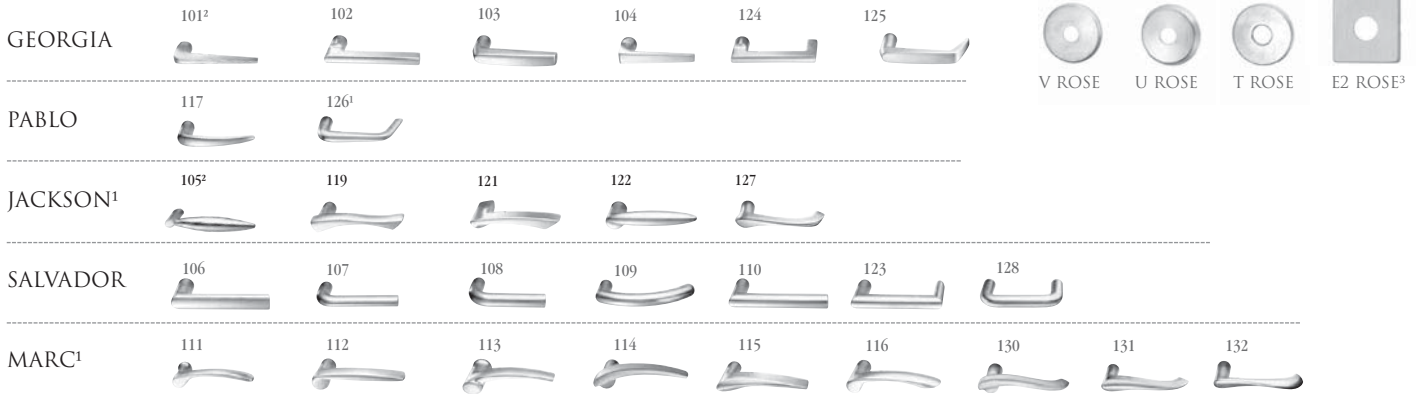
Ordering Example Details →

TL3710 Passage: Non-Keyed tubular lock  
 102J Georgia Family Lever, J Collar  
 626 Satin Chrome Finish  
 LH Left Handed

Trim Only				
Quantity	Series/Function	Trim	Finish	Hand
24	TL3710	102J	626	LH

\*629 and \*630 finish options are Not available for all Muséo levers. Please refer to page 20 for availability.

contemporary trim to complement the interior design of your next project



<sup>1</sup>Handed: specify hand when ordering

<sup>2</sup>Contact factory for current lead time

<sup>3</sup>**CAUTION:** Cannot retrofit on existing cylindrical lock door preps with through-bolt holes outside the 2-1/8" bored hole (Ex. CL3300 & CL3500).

613E	Dark Oxidized Satin Bronze - Equivalent
626	Satin Chromium Plated

605	Bright Brass, Clear Coated
606	Satin Brass, Clear Coated
611	Bright Bronze, Clear Coated
612	Satin Bronze, Clear Coated
613	Dark Oxidized Satin Bronze, Oil Rubbed
613L	Dark Oxidized Satin Bronze, Clear Coated
618	Bright Nickel Plated
619	Satin Nickel Plated
625	Bright Chromium Plated
629*	Bright Stainless Steel
630*	Satin Stainless Steel
722	Black Oxidized Bronze, Oil Rubbed

**Function**

TL3710	Passage Set	\$220.00	\$230.00
TL3710A	Passage Set-3 Hour	\$226.00	\$236.00
TL3720	Privacy Set	\$232.00	\$242.00
TL3720A	Privacy Set-3 Hour	\$238.00	\$248.00
TL3750	Single Lever Pull-Through Bolted	\$127.00	\$132.00
TL3750S	Single Lever Pull-Surface Mounted	\$97.00	\$107.00
TL3770	Double Lever Pull	\$184.00	\$194.00
TL3780	Communicating Set	\$220.00	\$230.00
TL3780A	Communicating Set-3 Hour	\$226.00	\$236.00

Ordering Example Details →

TL3710	Passage: Non-Keyed tubular lock
111T	Marc Lever, T-Rose
626	Satin Chrome Finish
LH	Left Handed

Trim Only				
Quantity	Series/Function	Trim	Finish	Hand
24	TL3710	111T	626	LH

\*629 and \*630 finish options are Not available for all Muséo levers. Please refer to page 20 for availability.

# Tubular Locksets

TL3700 Series: Muséo Levers and Roses



contemporary levers to complement the interior design of your next project

JOSEF



<sup>1</sup>Handed: specify hand when ordering

<sup>2</sup>Contact factory for current lead time

<sup>3</sup>**CAUTION:** Cannot retrofit on existing cylindrical lock door preps with through-bolt holes outside the 2-1/8" bored hole (Ex. CL3300 & CL3500).

613E Dark Oxidized Satin Bronze - Equivalent  
626 Satin Chromium Plated

605 Bright Brass, Clear Coated  
606 Satin Brass, Clear Coated  
611 Bright Bronze, Clear Coated  
612 Satin Bronze, Clear Coated  
613 Dark Oxidized Satin Bronze, Oil Rubbed  
613L Dark Oxidized Satin Bronze, Clear Coated  
618 Bright Nickel Plated  
619 Satin Nickel Plated  
625 Bright Chromium Plated  
629 Bright Stainless Steel  
630 Satin Stainless Steel  
722 Black Oxidized Bronze, Oil Rubbed

## Function

TL3710	Passage Set	\$230.00	\$240.00
TL3710A	Passage Set-3 Hour	\$236.00	\$246.00
TL3720	Privacy Set	\$244.00	\$254.00
TL3720A	Privacy Set-3 Hour	\$250.00	\$260.00
TL3750	Single Lever Pull-Through Bolted	\$130.00	\$140.00
TL3750S	Single Lever Pull-Surface Mounted	\$100.00	\$110.00
TL3770	Double Lever Pull	\$194.00	\$204.00
TL3780	Communicating Set	\$230.00	\$240.00
TL3780A	Communicating Set-3 Hour	\$236.00	\$246.00

Ordering Example Details →

TL3710 Passage: Non-Keyed tubular lock  
133E2 Josef Lever, E2 Rose  
626 Satin Chrome Finish  
LH Left Handed

Trim Only				
Quantity	Series/Function	Trim	Finish	Hand
24	TL3710	133E2	626	LH



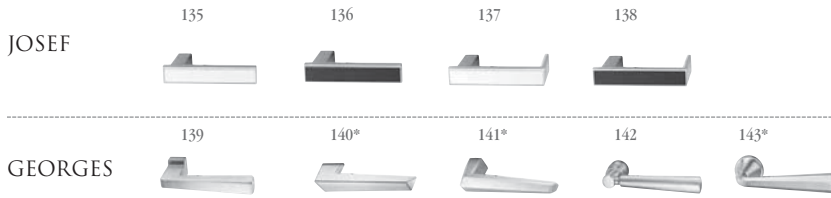
Corbin Russwin Architectural Hardware | 225 Episcopal Road | Berlin, CT 06037  
Phone 800-543-3658 | Fax 800-447-6714 | corbinrusswinMUSEO.com

ASSA ABLOY, the global leader in door opening solutions

Price List. 23

September 1, 2017

contemporary levers to complement the interior design of your next project



\*Georges Levers 140, 141 and 143 are not available for the following functions: TL3720 and TL3720A

<sup>1</sup>Handed: specify hand when ordering

<sup>2</sup>Contact factory for current lead time

<sup>3</sup>**CAUTION:** Cannot retrofit on existing cylindrical lock door preps with through-bolt holes outside the 2-1/8" bored hole (Ex. CL3300 & CL3500).

613E	Dark Oxidized Satin Bronze - Equivalent
626	Satin Chromium Plated

605	Bright Brass, Clear Coated
606	Satin Brass, Clear Coated
611	Bright Bronze, Clear Coated
612	Satin Bronze, Clear Coated
613	Dark Oxidized Satin Bronze, Oil Rubbed
613L	Dark Oxidized Satin Bronze, Clear Coated
618	Bright Nickel Plated
619	Satin Nickel Plated
625	Bright Chromium Plated
629	Bright Stainless Steel
630	Satin Stainless Steel
722	Black Oxidized Bronze, Oil Rubbed

**Function**

TL3710	Passage Set	\$305.00	\$315.00
TL3710A	Passage Set-3 Hour	\$311.00	\$321.00
TL3720*	Privacy Set	\$317.00	\$327.00
TL3720A*	Privacy Set-3 Hour	\$323.00	\$333.00
TL3750	Single Lever Pull-Through Bolted	\$205.00	\$215.00
TL3750S	Single Lever Pull-Surface Mounted	\$175.00	\$185.00
TL3770	Double Lever Pull	\$268.00	\$278.00
TL3780	Communicating Set	\$305.00	\$315.00
TL3780A	Communicating Set-3 Hour	\$311.00	\$321.00

Ordering Example Details →

TL3710 Passage: Non-Keyed tubular lock  
 135E2 Josef Lever, E2 Rose  
 626 Satin Chrome Finish  
 LH Left Handed

Trim Only				
Quantity	Series/Function	Trim	Finish	Hand
24	TL3710	135E2	626	LH

# Tubular Locksets

TL3700 Series: Muséo Levers and Roses



contemporary trim to complement the interior design of your next project

PIET



629	Bright Stainless Steel
630	Satin Stainless Steel

### Function

TL3710	Passage Set	240.00
TL3710A	Passage Set - 3 Hour	246.00
TL3720	Privacy Set	254.00
TL3720A	Privacy Set - 3 Hour	260.00
TL3750	Single Lever Pull - Through Bolted	140.00
TL3750S	Single Lever Pull - Surface Mounted	110.00
TL3770	Double Lever Pull	204.00
TL3780	Communicating Set	240.00
TL3780A	Communicating Set - 3 Hour	246.00

PIET



629	Bright Stainless Steel
630	Satin Stainless Steel

### Function

TL3710	Passage Set	297.00
TL3710A	Passage Set - 3 Hour	303.00
TL3720	Privacy Set	308.00
TL3720A	Privacy Set - 3 Hour	314.00
TL3750	Single Lever Pull - Through Bolted	195.00
TL3750S	Single Lever Pull - Surface Mounted	165.00
TL3770	Double Lever Pull	260.00
TL3780	Communicating Set	297.00
TL3780A	Communicating Set - 3 Hour	303.00

PIET



629	Bright Stainless Steel
630	Satin Stainless Steel

### Function

TL3710	Passage Set	315.00
TL3710A	Passage Set - 3 Hour	321.00
TL3720	Privacy Set	327.00
TL3720A	Privacy Set - 3 Hour	333.00
TL3750	Single Lever Pull - Through Bolted	215.00
TL3750S	Single Lever Pull - Surface Mounted	185.00
TL3770	Double Lever Pull	278.00
TL3780	Communicating Set	315.00
TL3780A	Communicating Set - 3 Hour	321.00

### Ordering Example Details

TL3710 Passage: Non-Keyed tubular lock  
 21WU Piet Family Lever - Wood Insert, U-Rose  
 29BH29 Lever Finish  
 Wood insert with polished stainless steel (629) shank and polished stainless steel (629) grip  
 629 Lock Finish  
 LH Left Handed

### Stock Order

Quantity	Series/Function	Trim	Lever Finish	Lock Finish	Hand
2	TL3710	21WU	29BH29	629	LH

**CAUTION:** Cannot retrofit on existing cylindrical lock door preps with through-bolt holes outside the 2-1/8" bored hole (Ex. CL3300 & CL3500).



Corbin Russwin Architectural Hardware | 225 Episcopal Road | Berlin, CT 06037  
 Phone 800-543-3658 | Fax 800-447-6714 | corbinrusswinMUSEO.com

ASSA ABLOY, the global leader in door opening solutions

Price List. 25

September 1, 2017

contemporary trim to complement the interior design of your next project

**Door Thickness Options**

Description	Specify Quick Code	Add or Deduct
1-3/8" (35mm) up to 1-3/4" (44mm)	D138	No Charge
1-3/4" (44mm) up to 2-1/4" (57mm)	(standard)	
2-1/4" (57mm) up to 2-1/2" (64mm)	D214	
(Consult factory if over 2-1/2" (64mm))		

**Backset Options**

Description	Specify Quick Code	Add or Deduct
2-3/4"	(standard)	No Charge
2-3/8" <sup>1</sup>	B238	

**Strike Options**

Lip Length	ANSI Curved Lip - Specify Quick Code	Curved Lip Box - Specify Quick Code	Full Lip Specify Quick Code	Full Lip Radius Corner Specify Quick Code	Add or Deduct
1"	SA100	SC100			No Charge
1-1/8"	SA118	SC118			
1-1/4"	SA114	(standard)	SF114	SFR114	
1-3/8"	SA138	SC138			
1-1/2"	SA112	SC112 <sup>2</sup>			
1-3/4"	SA134	SC134			Add \$16.00 per lockset
2"	SA200	SC200			
2-1/4"	SA214	SC214			
2-1/2"	SA212	SC212			
2-3/4"	SA234	SC234			
3"	SA300	SC300			

**Miscellaneous Options**

Description	Specify Quick Code	Add or Deduct
Latch front, rounded corners	M13	Add \$2.50 per latch
1" (25mm) latch front, square corners <sup>3</sup>	M14	Add \$6.00 per lockset
1" (25mm) latch front, rounded corners	M15	Add \$2.50 per latch
ANSI wrought strike box	M17	Add \$6.00 per lockset

- Notes:
- 1" front supplied standard
  - Standard for D214
  - Standard for 2-3/8" backset

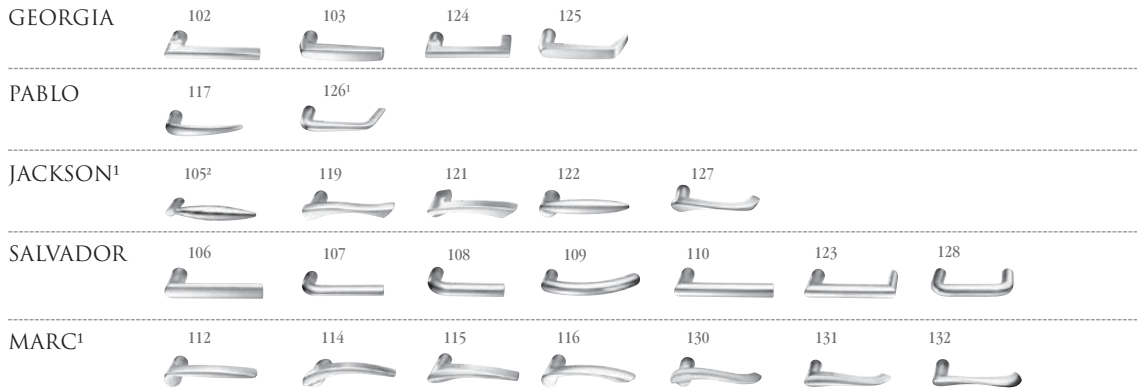


# Mortise Locksets

ML2000 Series: Muséo Levers and Inspire™ Roseless Trim



contemporary trim to complement the interior design of your next project



J Collar

<sup>1</sup>Handed: specify hand when ordering.  
<sup>2</sup>Contact factory for current lead time.

\*629 and \*630 finish options are Not available for all Muséo levers.  
 Please refer to page 20 for availability.

613E	Dark Oxidized Satin Bronze - Equivalent	605	Bright Brass, Clear Coated	618	Bright Nickel Plated
626	Satin Chromium Plated	606	Satin Brass, Clear Coated	619	Satin Nickel Plated
		611	Bright Bronze, Clear Coated	625	Bright Chromium Plated
		612	Satin Bronze, Clear Coated	629*	Bright Stainless Steel
		613	Dark Oxidized Satin Bronze, Oil Rubbed	630*	Satin Stainless Steel
		613L	Dark Oxidized Satin Bronze, Clear Coated	722	Black Oxidized Bronze, Oil Rubbed

## Function

Series	Model	Function	Price	Price
Non-Keyed	ML2010	Passage	\$815.00	\$839.00
	ML2020	Privacy		
	ML2030	Privacy	\$924.00	\$948.00
	ML2060	Privacy	\$885.00	\$909.00
	ML2050	Half Dummy	\$320.00	\$332.00
	ML2070	Full Dummy	\$640.00	\$664.00
	ML2080	Half Active Dummy Trim	\$528.00	\$540.00
	ML2090	Full Active Dummy Trim	\$848.00	\$872.00
Single Cylinder	ML2003	Classroom		
	ML2051	Office		
	ML2055	Classroom		
	ML2056	Classroom Holdback	\$971.00	\$995.00
	ML2057	Storeroom		
	ML2069	Institution Privacy		
	ML2053	Entrance		
	ML2054	Entrance		
Single Cylinder with Deadbolt	ML2058	Entrance Holdback	\$984.00	\$1,008.00
	ML2068	Privacy or Classroom		
	ML2024	Entrance		
	ML2048	Entrance		
	ML2059	Security Storeroom		
	ML2065	Dormitory	\$1,007.00	\$1,031.00
	ML2067	Apartment		
	ML2073	Classroom Security		
Double Cylinder	ML2075	Entrance/Office		
	ML2029	Hotel	\$1,062.00	\$1,086.00
	ML2002	Classroom Intruder		
	ML2032	Institution		
	ML2042	Entrance	\$1,054.00	\$1,078.00
	ML2052	Classroom Intruder		
	ML2022	Store Door		
	ML2062	Intruder Deadbolt		
Full Working Trim (Quick Code M31) No cylinder; includes thumbturn lever	ML2072	Classroom Security Intruder	\$1,090.00	\$1,114.00
	ML2082	Dormitory		
	ML2092	Security Institution		
			\$673.00	\$721.00



### Ordering Example Details

<b>ML2000</b>	ML2051	Office Function
Sectional Trim	102	Georgia Family Lever
(rose)	J	Collar
	625	Finish
	RHR	Handing

### Stock Order

Quantity	Series/Function	Trim	Finish	Hand
24	ML2051	102J	625	RHR



Corbin Russwin Architectural Hardware | 225 Episcopal Road | Berlin, CT 06037  
 Phone 800-543-3658 | Fax 800-447-6714 | corbinrusswinMUSEO.com

ASSA ABLOY, the global leader in door opening solutions

Price List. 27

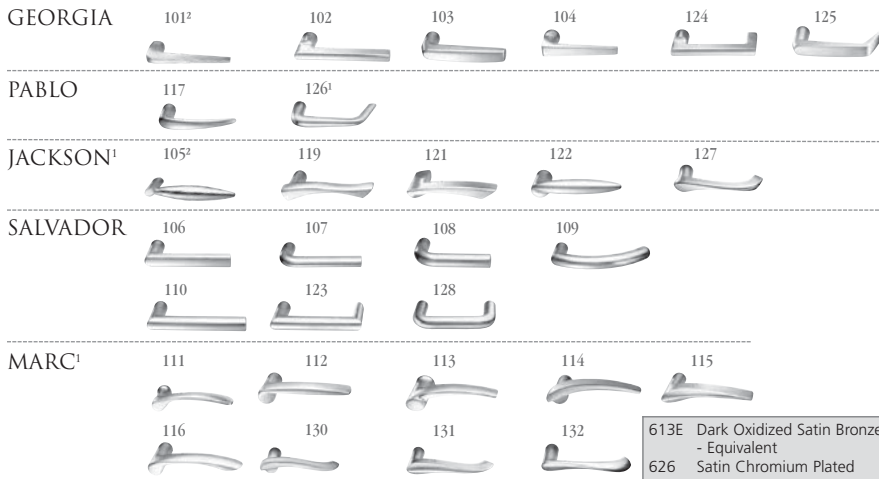
Revised - September 7, 2017

# Mortise Locksets


ML2000 Series: Muséo Levers, Roses and Thumbturns



contemporary levers to complement the interior design of your next project



## ROSES



## THUMBTURN<sup>3</sup>



1. Handed: specify hand when ordering
2. Contact factory for current lead time
3. Specify thumbturn as quick code. Thumbturn backplate will match shape of rose chosen (i.e. round or square)

\*629 and \*630 finish options are Not available for all Muséo levers. Please refer to page 20 for availability.

613E Dark Oxidized Satin Bronze - Equivalent  
626 Satin Chromium Plated

605	Bright Brass, Clear Coated	618	Bright Nickel Plated
606	Satin Brass, Clear Coated	619	Satin Nickel Plated
611	Bright Bronze, Clear Coated	625	Bright Chromium Plated
612	Satin Bronze, Clear Coated	629*	Bright Stainless Steel
613	Dark Oxidized Satin Bronze, Oil Rubbed	630*	Satin Stainless Steel
613L	Dark Oxidized Satin Bronze, Clear Coated	722	Black Oxidized Bronze, Oil Rubbed

## Function

Non-Keypad	ML2010	Passage	\$765.00	\$789.00
	ML2020	Privacy	\$874.00	\$898.00
	ML2030	Privacy		
	ML2060	Privacy	\$840.00	\$864.00
	ML2050	Half Dummy	\$416.00	\$440.00
	ML2070	Full Dummy	\$832.00	\$856.00
	ML2080	Half Active Dummy Trim	\$388.00	\$412.00
	ML2090	Full Active Dummy Trim	\$804.00	\$828.00
Single Cylinder	ML2003	Classroom	\$921.00	\$945.00
	ML2051	Office		
	ML2055	Classroom		
	ML2056	Classroom Holdback		
	ML2057	Storeroom	\$934.00	\$958.00
	ML2069	Institution Privacy		
	ML2053	Entrance		
	ML2054	Entrance		
ML2058	Entrance Holdback	\$1,012.00	\$1,036.00	
ML2068	Privacy or Classroom			
Single Cylinder with Deadbolt	ML2024	Entrance	\$957.00	\$981.00
	ML2048	Entrance		
	ML2059	Security Storeroom		
	ML2065	Dormitory		
	ML2067	Apartment		
	ML2073	Classroom Security		
	ML2075	Entrance/Office		
ML2029	Hotel	\$1,012.00	\$1,036.00	
Double Cylinder	ML2002	Classroom Intruder	\$1,004.00	\$1,028.00
	ML2032	Institution		
	ML2042	Entrance		
	ML2052	Classroom Intruder		
	ML2022	Store Door	\$1,040.00	\$1,064.00
	ML2062	Intruder Deadbolt		
	ML2072	Classroom Security Intruder		
	ML2082	Dormitory		
ML2092	Security Institution			
Full Working Trim (Quick Code M31) No cylinder; includes thumbturn lever			\$735.00	\$759.00



### Ordering Example Details

**ML2000**  
Sectional Trim (rose)

ML2051 Office Function  
111 Marc Family Lever  
W Rose  
625 Finish  
RHR Handing

### Stock Order

Quantity	Series/Function	Trim	Finish	Hand
24	ML2051	111W	625	RHR



# Mortise Locksets

ML2000 Series: Muséo Levers, Roses and Thumbturns




contemporary levers to complement the interior design of your next project

## JOSEF



## ROSES



## THUMBTURN<sup>3</sup>



1. Handed: specify hand when ordering
2. Contact factory for current lead time
3. Specify thumbturn as quick code. Thumbturn backplate will match shape of rose chosen (i.e. round or square)

613E	Dark Oxidized Satin Bronze - Equivalent	605	Bright Brass, Clear Coated	618	Bright Nickel Plated
626	Satin Chromium Plated	606	Satin Brass, Clear Coated	619	Satin Nickel Plated
		611	Bright Bronze, Clear Coated	625	Bright Chromium Plated
		612	Satin Bronze, Clear Coated	629	Bright Stainless Steel
		613	Dark Oxidized Satin Bronze, Oil Rubbed	630	Satin Stainless Steel
		613L	Dark Oxidized Satin Bronze, Clear Coated	722	Black Oxidized Bronze, Oil Rubbed

## Function

Function	Model	Description	Price 1	Price 2
Non-Keyed	ML2010	Passage	\$870.00	\$894.00
	ML2020	Privacy		
	ML2030	Privacy	\$935.00	\$959.00
	ML2060	Privacy	\$901.00	\$925.00
	ML2050	Half Dummy	\$335.00	\$359.00
	ML2070	Full Dummy	\$694.00	\$718.00
	ML2080	Half Active Dummy Trim	\$511.00	\$535.00
	ML2090	Full Active Dummy Trim	\$870.00	\$894.00
Single Cylinder	ML2003	Classroom		
	ML2051	Office		
	ML2055	Classroom	\$982.00	\$1,006.00
	ML2056	Classroom Holdback		
	ML2057	Storeroom		
	ML2069	Institution Privacy		
	ML2053	Entrance		
ML2054	Entrance	\$995.00	\$1,019.00	
	ML2058	Entrance Holdback		
	ML2068	Privacy or Classroom		
Single Cylinder with Deadbolt	ML2024	Entrance		
	ML2048	Entrance		
	ML2059	Security Storeroom		
	ML2065	Dormitory	\$1,018.00	\$1,042.00
	ML2067	Apartment		
	ML2073	Classroom Security		
	ML2075	Entrance/Office		
	ML2029	Hotel	\$1,073.00	\$1,097.00
Double Cylinder	ML2002	Classroom Intruder		
	ML2032	Institution	\$1,065.00	\$1,089.00
	ML2042	Entrance		
	ML2052	Classroom Intruder		
	ML2022	Store Door		
	ML2062	Intruder Deadbolt		
	ML2072	Classroom Security Intruder	\$1,101.00	\$1,125.00
	ML2082	Dormitory		
	ML2092	Security Institution		
Full Working Trim (Quick Code M31) No cylinder; includes thumbturn lever			\$685.00	\$709.00



### Ordering Example Details

<b>ML2000</b>	ML2051	Office Function
Sectional Trim (rose)	133	Josef Family Lever
	E4	Rose
	625	Finish
	RHR	Handing

### Stock Order

Quantity	Series/Function	Trim	Finish	Hand
24	ML2051	133E4	625	RHR



Corbin Russwin Architectural Hardware | 225 Episcopal Road | Berlin, CT 06037  
Phone 800-543-3658 | Fax 800-447-6714 | corbinrusswinMUSEO.com

ASSA ABLOY, the global leader in door opening solutions

Price List. 29

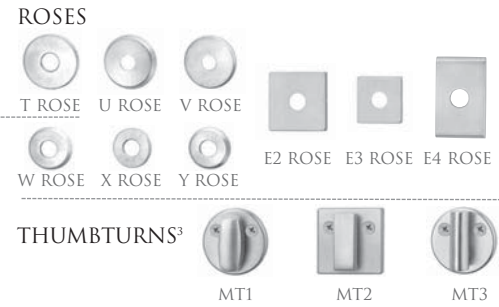
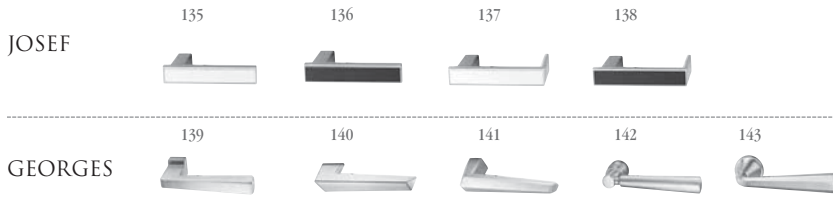
Revised - September 7, 2017

# Mortise Locksets

ML2000 Series: Muséo Levers, Roses and Thumbturns



contemporary levers to complement the interior design of your next project



1. Handed: specify hand when ordering
2. Contact factory for current lead time
3. Specify thumbturn as quick code. Thumbturn backplate will match shape of rose chosen (i.e. round or square)

613E	Dark Oxidized Satin Bronze - Equivalent	605	Bright Brass, Clear Coated	618	Bright Nickel Plated
626	Satin Chromium Plated	606	Satin Brass, Clear Coated	619	Satin Nickel Plated
		611	Bright Bronze, Clear Coated	625	Bright Chromium Plated
		612	Satin Bronze, Clear Coated	629	Bright Stainless Steel
		613	Dark Oxidized Satin Bronze, Oil Rubbed	630	Satin Stainless Steel
		613L	Dark Oxidized Satin Bronze, Clear Coated	722	Black Oxidized Bronze, Oil Rubbed

## Function

Function	Model	Description	Price	Price
Non-Keyed	ML2010	Passage	\$942.00	\$966.00
	ML2020	Privacy		
	ML2030	Privacy	\$1,007.00	\$1,031.00
	ML2060	Privacy	\$968.00	\$992.00
	ML2050	Half Dummy	\$365.00	\$389.00
	ML2070	Full Dummy	\$754.00	\$778.00
	ML2080	Half Active Dummy Trim	\$548.00	\$572.00
	ML2090	Full Active Dummy Trim	\$937.00	\$961.00
Single Cylinder	ML2003	Classroom		
	ML2051	Office		
	ML2055	Classroom	\$1,054.00	\$1,078.00
	ML2056	Classroom Holdback		
	ML2057	Storeroom		
	ML2069	Institution Privacy		
	ML2053	Entrance		
	ML2054	Entrance	\$1,067.00	\$1,091.00
Single Cylinder with Deadbolt	ML2058	Entrance Holdback		
	ML2068	Privacy or Classroom		
	ML2024	Entrance		
	ML2048	Entrance		
	ML2059	Security Storeroom		
	ML2065	Dormitory	\$1,090.00	\$1,114.00
	ML2067	Apartment		
	ML2073	Classroom Security		
Double Cylinder	ML2075	Entrance/Office		
	ML2029	Hotel	\$1,145.00	\$1,169.00
	ML2002	Classroom Intruder		
	ML2032	Institution	\$1,137.00	\$1,161.00
	ML2042	Entrance		
	ML2052	Classroom Intruder		
	ML2022	Store Door		
	ML2062	Intruder Deadbolt		
ML2072	Classroom Security Intruder	\$1,173.00	\$1,197.00	
ML2082	Dormitory			
ML2092	Security Institution			
Full Working Trim (Quick Code M31) No cylinder; includes thumbturn lever			\$755.00	\$779.00



### Ordering Example Details

<b>ML2000</b>	ML2051	Office Function
Sectional Trim	135	Josef Family Lever
(rose)	E4	Rose
	625	Finish
	RHR	Handing

### Stock Order

Quantity	Series/Function	Trim	Finish	Hand
24	ML2051	135E4	625	RHR

Copyright © 2002 - 2017 Corbin Russwin, Inc.



**ASSA ABLOY**

Corbin Russwin Architectural Hardware | 225 Episcopal Road | Berlin, CT 06037  
Phone 800-543-3658 | Fax 800-447-6714 | corbinrusswinMUSEO.com

ASSA ABLOY, the global leader in door opening solutions

Price List. 30


Revised - September 7, 2017

# Mortise Locksets

ML2000 Series: Muséo Levers, Roses and Thumbturns



contemporary trim to complement the interior design of your next project



629	Bright Stainless Steel
630	Satin Stainless Steel

Specify thumbturn as quick code. Thumbturn backplate will match shape of rose chosen (i.e. round or square)

### Function

Non-Keyed	ML2010	Passage	\$894.00
	ML2020	Privacy	\$959.00
	ML2030	Privacy	
	ML2060	Privacy	\$925.00
	ML2050	Half Dummy	\$359.00
	ML2070	Full Dummy	\$718.00
	ML2080	Half Active Dummy Trim	\$535.00
Single Cylinder	ML2090	Full Active Dummy Trim	\$894.00
	ML2003	Classroom	\$1,006.00
	ML2051	Office	
	ML2055	Classroom	
	ML2056	Classroom Holdback	
	ML2057	Storeroom	\$1,019.00
	ML2069	Institution Privacy	
	ML2053	Entrance	
ML2054	Entrance		
Single Cylinder with Deadbolt	ML2058	Entrance Holdback	\$1,042.00
	ML2068	Privacy or Classroom	
	ML2024	Entrance	\$1,097.00
	ML2048	Entrance	
	ML2059	Security Storeroom	
	ML2065	Dormitory	
	ML2067	Apartment	
ML2073	Classroom Security		
ML2075	Entrance/Office		
Double Cylinder	ML2029	Hotel	\$1,097.00
	ML2002	Classroom Intruder	\$1,089.00
	ML2032	Institution	
	ML2042	Entrance	
	ML2052	Classroom Intruder	\$1,125.00
	ML2022	Store Door	
	ML2062	Intruder Deadbolt	
	ML2072	Classroom Security Intruder	
ML2082	Dormitory		
ML2092	Security Institution		
Full Working Trim (Quick Code M31) No cylinder; includes thumbturn lever			\$709.00



### Ordering Example Details

**ML2000**  
Sectional Trim  
(rose)

ML2051 Office Function  
21M Piet Family Lever - Polished with Satin Insert  
V Rose  
293029 Lever Finish  
Polished with satin stainless steel insert (630),  
polished stainless steel (629) shank and  
polished stainless steel (629) grip  
629 Lock Finish  
RHR Handing

### Stock Order

Quantity	Series/Function	Trim	Lever Finish	Lock Finish	Hand
2	ML2051	21MV	293029	629	RHR



Corbin Russwin Architectural Hardware | 225 Episcopal Road | Berlin, CT 06037  
Phone 800-543-3658 | Fax 800-447-6714 | corbinrusswinMUSEO.com

ASSA ABLOY, the global leader in door opening solutions

Price List. 31

Revised – September 7, 2017

# Mortise Locksets

ML2000 Series: Muséo Levers, Roses and Thumbturns


# MUSÉO®

contemporary levers to complement the interior design of your next project

## PIET



## ROSES



## THUMBTURNS



629 Bright Stainless Steel  
630 Satin Stainless Steel

Specify thumbturn as quick code. Thumbturn backplate will match shape of rose chosen (i.e. round or square)

### Function

Non-Keypad	ML2010	Passage	\$966.00
	ML2020	Privacy	\$1,031.00
	ML2030	Privacy	\$992.00
	ML2060	Privacy	\$389.00
	ML2050	Half Dummy	\$778.00
	ML2070	Full Dummy	\$572.00
	ML2080	Half Active Dummy Trim	\$961.00
	ML2090	Full Active Dummy Trim	
Single Cylinder	ML2003	Classroom	\$1,078.00
	ML2051	Office	
	ML2055	Classroom	
	ML2056	Classroom Holdback	
	ML2057	Storeroom	\$1,091.00
	ML2069	Institution Privacy	
	ML2053	Entrance	
	ML2054	Entrance	
Single Cylinder with Deadbolt	ML2058	Entrance Holdback	\$1,114.00
	ML2068	Privacy or Classroom	
	ML2024	Entrance	
	ML2048	Entrance	
	ML2059	Security Storeroom	\$1,169.00
	ML2065	Dormitory	
	ML2067	Apartment	
	ML2073	Classroom Security	
Double Cylinder	ML2075	Entrance/Office	\$1,161.00
	ML2029	Hotel	
	ML2002	Classroom Intruder	
	ML2032	Institution	
	ML2042	Entrance	\$1,197.00
	ML2052	Classroom Intruder	
	ML2022	Store Door	
	ML2062	Intruder Deadbolt	
ML2072	Classroom Security Intruder	\$1,197.00	
ML2082	Dormitory		
ML2092	Security Institution		
Full Working Trim (Quick Code M31) No cylinder; includes thumbturn lever			\$779.00



### Ordering Example Details

ML2000 Sectional Trim (rose)	ML2051	Office Function
	21W	Piet Family Lever - Wood Insert
	U	Rose
	29BH29	Lever Finish
	629	Wood insert with polished stainless steel (629) shank and polished stainless steel (629) grip
	RHR	Lock Finish
		Handing

### Stock Order

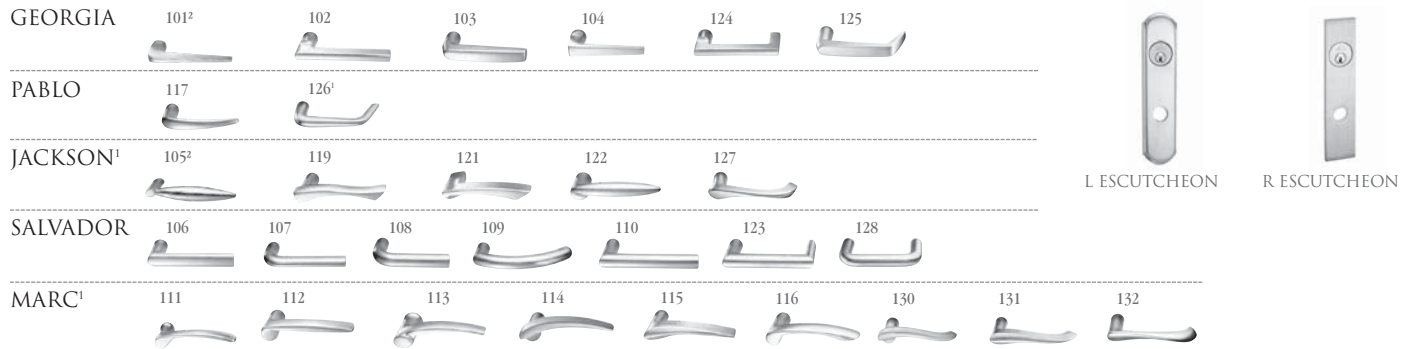
Quantity	Series/Function	Trim	Lever Finish	Lock Finish	Hand
2	ML2051	21WU	29BH29	629	RHR

# Mortise Locksets

ML2000 Series: Muséo Levers and Escutcheons



contemporary levers to complement the interior design of your next project



1. Handed: specify hand when ordering.
2. Contact factory for current lead time.

\*629 and \*630 finish options are Not available for all Muséo levers.  
Please refer to page 20 for availability.

613E	Dark Oxidized Satin Bronze - Equivalent	605	Bright Brass, Clear Coated	618	Bright Nickel Plated
626	Satin Chromium Plated	606	Satin Brass, Clear Coated	619	Satin Nickel Plated
		611	Bright Bronze, Clear Coated	625	Bright Chromium Plated
		612	Satin Bronze, Clear Coated	629*	Bright Stainless Steel
		613	Dark Oxidized Satin Bronze, Oil Rubbed	630*	Satin Stainless Steel
		613L	Dark Oxidized Satin Bronze, Clear Coated	722	Black Oxidized Bronze, Oil Rubbed

### Function

Model	Function	Price	Price
ML2010	Passage	\$819.00	\$843.00
ML2020	Privacy		
ML2030	Privacy	\$928.00	\$952.00
ML2060	Privacy	\$894.00	\$918.00
ML2050	Half Dummy	\$443.00	\$467.00
ML2070	Full Dummy	\$886.00	\$910.00
ML2080	Half Active Dummy Trim	\$415.00	\$439.00
ML2090	Full Active Dummy Trim	\$858.00	\$882.00
ML2003	Classroom		
ML2051	Office		
ML2055	Classroom	\$975.00	\$999.00
ML2056	Classroom Holdback		
ML2057	Storeroom		
ML2069	Institution Privacy		
ML2053	Entrance		
ML2054	Entrance	\$988.00	\$1,012.00
ML2058	Entrance Holdback		
ML2068	Privacy or Classroom		
ML2024	Entrance		
ML2048	Entrance		
ML2059	Security Storeroom	\$1,011.00	\$1,035.00
ML2065	Dormitory		
ML2067	Apartment		
ML2073	Classroom Security		
ML2075	Entrance/Office		
ML2029	Hotel	\$1,066.00	\$1,090.00
ML2002	Classroom Intruder		
ML2032	Institution	\$1,058.00	\$1,082.00
ML2042	Entrance		
ML2052	Classroom Intruder		
ML2022	Store Door		
ML2062	Intruder Deadbolt		
ML2072	Classroom Security Intruder	\$1,094.00	\$1,118.00
ML2082	Dormitory		
ML2092	Security Institution		
Full Working Trim (Quick Code M31) No cylinder; includes thumbturn lever		\$698.00	\$722.00



### Ordering Example Details

<b>ML2000</b>	ML2051	Office Function
Escutcheon Trim	111	Marc Family Lever
	L	Escutcheon
	619	Finish
	RHR	Handing

### Stock Order

Quantity	Series/Function	Trim	Finish	Hand
24	ML2051	111L	619	RHR



Corbin Russwin Architectural Hardware | 225 Episcopal Road | Berlin, CT 06037  
Phone 800-543-3658 | Fax 800-447-6714 | corbinrusswinMUSEO.com

ASSA ABLOY, the global leader in door opening solutions

Price List. 33

Revised - September 7, 2017

contemporary levers to complement the interior design of your next project

JOSEF



L ESCUTCHEON R ESCUTCHEON

1. Handed: specify hand when ordering
2. Contact factory for current lead time

613E	Dark Oxidized Satin Bronze - Equivalent	605	Bright Brass, Clear Coated	618	Bright Nickel Plated
626	Satin Chromium Plated	606	Satin Brass, Clear Coated	619	Satin Nickel Plated
		611	Bright Bronze, Clear Coated	625	Bright Chromium Plated
		612	Satin Bronze, Clear Coated	629	Bright Stainless Steel
		613	Dark Oxidized Satin Bronze, Oil Rubbed	630	Satin Stainless Steel
		613L	Dark Oxidized Satin Bronze, Clear Coated	722	Black Oxidized Bronze, Oil Rubbed

**Function**

Function	Model	Description	Price	Price
Non-Keypad	ML2010	Passage	\$943.00	\$967.00
	ML2020	Privacy		
	ML2030	Privacy	\$1,008.00	\$1,032.00
	ML2060	Privacy	\$974.00	\$998.00
	ML2050	Half Dummy	\$371.50	\$395.50
	ML2070	Full Dummy	\$767.00	\$791.00
	ML2080	Half Active Dummy Trim	\$547.50	\$571.50
	ML2090	Full Active Dummy Trim	\$943.00	\$967.00
Single Cylinder	ML2003	Classroom		
	ML2051	Office		
	ML2055	Classroom	\$1,055.00	\$1,079.00
	ML2056	Classroom Holdback		
	ML2057	Storeroom		
	ML2069	Institution Privacy		
	ML2053	Entrance		
	ML2054	Entrance	\$1,068.00	\$1,092.00
Single Cylinder with Deadbolt	ML2058	Entrance Holdback		
	ML2068	Privacy or Classroom		
	ML2024	Entrance		
	ML2048	Entrance		
	ML2059	Security Storeroom		
	ML2065	Dormitory	\$1,091.00	\$1,115.00
	ML2067	Apartment		
	ML2073	Classroom Security		
Double Cylinder	ML2075	Entrance/Office		
	ML2029	Hotel	\$1,146.00	\$1,170.00
	ML2002	Classroom Intruder		
	ML2032	Institution	\$1,138.00	\$1,162.00
	ML2042	Entrance		
	ML2052	Classroom Intruder		
	ML2022	Store Door		
	ML2062	Intruder Deadbolt		
ML2072	Classroom Security Intruder	\$1,174.00	\$1,198.00	
ML2082	Dormitory			
ML2092	Security Institution			
Full Working Trim (Quick Code M31) No cylinder; includes thumbturn lever			\$758.00	\$782.00



Ordering Example Details  
**ML2000** Escutcheon Trim  
 ML2051 Office Function  
 133 Josef Family Lever  
 L Escutcheon  
 619 Finish  
 RHR Handing

**Stock Order**

Quantity	Series/Function	Trim	Finish	Hand
24	ML2051	133L	619	RHR

Copyright © 2002 - 2017 Corbin Russwin, Inc.



Corbin Russwin Architectural Hardware | 225 Episcopal Road | Berlin, CT 06037  
 Phone 800-543-3658 | Fax 800-447-6714 | corbinrusswinMUSEO.com

ASSA ABLOY, the global leader in door opening solutions

Price List. 34

Revised - September 7, 2017




# Mortise Locksets

ML2000 Series: Muséo Levers and Escutcheons



contemporary levers to complement the interior design of your next project



1. Handed: specify hand when ordering
2. Contact factory for current lead time

613E	Dark Oxidized Satin Bronze - Equivalent	605	Bright Brass, Clear Coated	618	Bright Nickel Plated
626	Satin Chromium Plated	606	Satin Brass, Clear Coated	619	Satin Nickel Plated
		611	Bright Bronze, Clear Coated	625	Bright Chromium Plated
		612	Satin Bronze, Clear Coated	629	Bright Stainless Steel
		613	Dark Oxidized Satin Bronze, Oil Rubbed	630	Satin Stainless Steel
		613L	Dark Oxidized Satin Bronze, Clear Coated	722	Black Oxidized Bronze, Oil Rubbed

### Function

Function	Model	Description	Price	Price
Non-Keyed	ML2010	Passage	\$1,015.00	\$1,039.00
	ML2020	Privacy		
	ML2030	Privacy	\$1,080.00	\$1,104.00
	ML2060	Privacy	\$1,041.00	\$1,065.00
	ML2050	Half Dummy	\$401.50	\$425.50
	ML2070	Full Dummy	\$827.00	\$851.00
	ML2080	Half Active Dummy Trim	\$584.50	\$608.50
	ML2090	Full Active Dummy Trim	\$1,010.00	\$1,034.00
Single Cylinder	ML2003	Classroom		
	ML2051	Office		
	ML2055	Classroom	\$1,127.00	\$1,151.00
	ML2056	Classroom Holdback		
	ML2057	Storeroom		
	ML2069	Institution Privacy		
	ML2053	Entrance		
	ML2054	Entrance	\$1,140.00	\$1,164.00
Single Cylinder with Deadbolt	ML2058	Entrance Holdback		
	ML2068	Privacy or Classroom		
	ML2024	Entrance		
	ML2048	Entrance		
	ML2059	Security Storeroom		
	ML2065	Dormitory	\$1,163.00	\$1,187.00
	ML2067	Apartment		
	ML2073	Classroom Security		
Double Cylinder	ML2075	Entrance/Office		
	ML2029	Hotel	\$1,218.00	\$1,242.00
	ML2002	Classroom Intruder		
	ML2032	Institution	\$1,210.00	\$1,234.00
	ML2042	Entrance		
	ML2052	Classroom Intruder		
	ML2022	Store Door		
	ML2062	Intruder Deadbolt		
Full Working Trim (Quick Code M31) No cylinder; includes thumbturn lever	ML2072	Classroom Security Intruder	\$1,246.00	\$1,270.00
	ML2082	Dormitory		
	ML2092	Security Institution		
			\$828.00	\$852.00



### Ordering Example Details

<b>ML2000</b>	ML2051	Office Function
Escutcheon Trim	135	Josef Family Lever
	L	Escutcheon
	619	Finish
	RHR	Handing

### Stock Order

Quantity	Series/Function	Trim	Finish	Hand
24	ML2051	135L	619	RHR



Corbin Russwin Architectural Hardware | 225 Episcopal Road | Berlin, CT 06037  
Phone 800-543-3658 | Fax 800-447-6714 | corbinrusswinMUSEO.com

ASSA ABLOY, the global leader in door opening solutions

Price List. 35

Revised - September 7, 2017

# Mortise Locksets

ML2000 Series: Muséo Levers and Escutcheons

# MUSÉO®

contemporary levers to complement the interior design of your next project

PIET



L ESCUTCHEON R ESCUTCHEON

629 Bright Stainless Steel  
630 Satin Stainless Steel

## Function

Non-Keypad	ML2010	Passage	\$967.00
	ML2020	Privacy	\$1,032.00
	ML2030	Privacy	
	ML2060	Privacy	\$998.00
	ML2050	Half Dummy	\$395.50
	ML2070	Full Dummy	\$791.00
	ML2080	Half Active Dummy Trim	\$571.50
	ML2090	Full Active Dummy Trim	\$967.00
Single Cylinder	ML2003	Classroom	\$1,079.00
	ML2051	Office	
	ML2055	Classroom	
	ML2056	Classroom Holdback	
	ML2057	Storeroom	\$1,092.00
	ML2069	Institution Privacy	
	ML2053	Entrance	
	ML2054	Entrance	
ML2058	Entrance Holdback	\$1,115.00	
ML2068	Privacy or Classroom		
Single Cylinder with Deadbolt	ML2024	Entrance	\$1,170.00
	ML2048	Entrance	
	ML2059	Security Storeroom	
	ML2065	Dormitory	\$1,198.00
	ML2067	Apartment	
	ML2073	Classroom Security	
	ML2075	Entrance/Office	
ML2029	Hotel	\$1,162.00	
ML2002	Classroom Intruder		
Double Cylinder	ML2032	Institution	\$1,198.00
	ML2042	Entrance	
	ML2052	Classroom Intruder	
	ML2022	Store Door	\$1,162.00
	ML2062	Intruder Deadbolt	
	ML2072	Classroom Security Intruder	
	ML2082	Dormitory	
	ML2092	Security Institution	
Full Working Trim (Quick Code M31) No cylinder; includes thumbturn lever			\$782.00



### Ordering Example Details

**ML2000**  
Escutcheon  
Trim

ML2051 Office Function  
21M Piet Family Lever - Polished with Satin Insert  
L Escutcheon  
293029 Lever Finish  
Polished with satin stainless steel insert (630),  
polished stainless steel (629) shank and  
polished stainless steel (629) grip

629 Lock Finish  
RHR Handing

### Stock Order

Quantity	Series/Function	Trim	Lever Finish	Lock Finish	Hand
2	ML2051	21ML	293029	629	RHR



**ASSA ABLOY**

Corbin Russwin Architectural Hardware | 225 Episcopal Road | Berlin, CT 06037  
Phone 800-543-3658 | Fax 800-447-6714 | corbinrusswinMUSEO.com

ASSA ABLOY, the global leader in door opening solutions

Price List. 36

Revised - September 7, 2017

# Mortise Locksets

ML2000 Series: Muséo Levers and Escutcheons



contemporary levers to complement the interior design of your next project

PIET



L ESCUTCHEON R ESCUTCHEON

629	Bright Stainless Steel
630	Satin Stainless Steel

## Function

Function	Model	Description	Price
Non-Keypad	ML2010	Passage	\$1,039.00
	ML2020	Privacy	\$1,104.00
	ML2030	Privacy	
	ML2060	Privacy	\$1,065.00
	ML2050	Half Dummy	\$425.50
	ML2070	Full Dummy	\$851.00
	ML2080	Half Active Dummy Trim	\$608.50
	ML2090	Full Active Dummy Trim	\$1,034.00
Single Cylinder	ML2003	Classroom	\$1,151.00
	ML2051	Office	
	ML2055	Classroom	
	ML2056	Classroom Holdback	
	ML2057	Storeroom	
	ML2069	Institution Privacy	\$1,164.00
	ML2053	Entrance	
	ML2054	Entrance	
ML2058	Entrance Holdback	\$1,164.00	
ML2068	Privacy or Classroom		
Single Cylinder with Deadbolt	ML2024	Entrance	\$1,187.00
	ML2048	Entrance	
	ML2059	Security Storeroom	
	ML2065	Dormitory	
	ML2067	Apartment	\$1,242.00
	ML2073	Classroom Security	
	ML2075	Entrance/Office	
ML2029	Hotel	\$1,242.00	
Double Cylinder	ML2002	Classroom Intruder	\$1,234.00
	ML2032	Institution	
	ML2042	Entrance	
	ML2052	Classroom Intruder	\$1,270.00
	ML2022	Store Door	
	ML2062	Intruder Deadbolt	
	ML2072	Classroom Security Intruder	
	ML2082	Dormitory	
ML2092	Security Institution		
Full Working Trim (Quick Code M31) No cylinder; includes thumbturn lever			\$852.00



### Ordering Example Details

<b>ML2000</b>	ML2051	Office Function
Escutcheon	21W	Piet Family Lever - Wood Insert
Trim	L	Escutcheon
	29BH29	Lever Finish
		Wood insert with polished stainless steel (629) shank and polished stainless steel (629) grip
	629	Lock Finish
	RHR	Handing

### Stock Order

Quantity	Series/Function	Trim	Lever Finish	Lock Finish	Hand
2	ML2051	21WL	29BH29	629	RHR



Corbin Russwin Architectural Hardware | 225 Episcopal Road | Berlin, CT 06037  
Phone 800-543-3658 | Fax 800-447-6714 | corbinrusswinMUSEO.com

ASSA ABLOY, the global leader in door opening solutions

Price List. 37

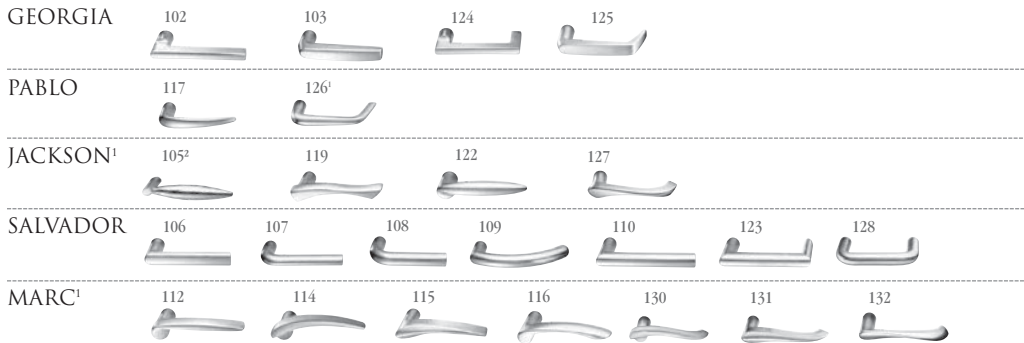
Revised - September 7, 2017

# Mortise Locksets

ML20900 Series Museo Levers and Inspire Roseless Trim

# MUSÉO®

contemporary levers to complement the interior design of your next project



1. Handed: specify hand when ordering
2. Contact factory for current lead time

613E	Dark Oxidized Satin Bronze - Equivalent	605	Bright Brass, Clear Coated	618	Bright Nickel Plated
626	Satin Chromium Plated	606	Satin Brass, Clear Coated	619	Satin Nickel Plated
		611	Bright Bronze, Clear Coated	625	Bright Chromium Plated
		612	Satin Bronze, Clear Coated	629*	Bright Stainless Steel
		613	Dark Oxidized Satin Bronze, Oil Rubbed	630*	Satin Stainless Steel
		613L	Dark Oxidized Satin Bronze, Clear Coated	722	Black Oxidized Bronze, Oil Rubbed

### Function

Lever with Roses					
Single Cylinder	ML20914	Fail Safe	\$1,189.00	\$1,213.00	
	ML20906	Fail Safe Fail Secure Fail Secure			
No Cylinder Override	ML20907	Fail Safe	\$1,106.00	\$1,130.00	
	ML20915	Fail Safe Fail Secure Fail Secure			
Double Cylinder	ML20932	Fail Safe Fail Secure	\$1,272.00	\$1,296.00	



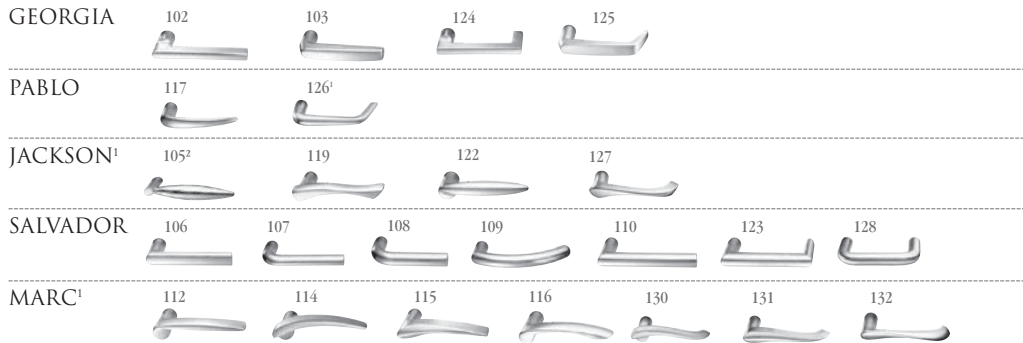
### Ordering Example Details

<b>ML2000</b>	Sectional Trim (rose)	ML2051	Office Function Georgia Family Lever
		J	Collar
		625	Finish
		RHR	Handing

Stock Order				
Quantity	Series/Function	Trim	Finish	Hand
24	ML2051	102J	625	RHR

\*629 and \*630 finish options are Not available for all Muséo levers. Please refer to page 20 for availability.

contemporary levers to complement the interior design of your next project



1. Handed: specify hand when ordering
2. Contact factory for current lead time

613E	Dark Oxidized Satin Bronze - Equivalent	605	Bright Brass, Clear Coated	618	Bright Nickel Plated
626	Satin Chromium Plated	606	Satin Brass, Clear Coated	619	Satin Nickel Plated
		611	Bright Bronze, Clear Coated	625	Bright Chromium Plated
		612	Satin Bronze, Clear Coated	629*	Bright Stainless Steel
		613	Dark Oxidized Satin Bronze, Oil Rubbed	630*	Satin Stainless Steel
		613L	Dark Oxidized Satin Bronze, Clear Coated	722	Black Oxidized Bronze, Oil Rubbed

**Function**

Lever with Roses					
Single Cylinder	ML20606 x NAC	Fail Safe/Fail Secure	\$1,364.00		\$1,388.00
	ML20608 x NAC	Fail Safe/Fail Secure	\$1,439.00		\$1,463.00
No Cylinder Override	ML20607 x NAC	Fail Safe/Fail Secure	\$1,281.00		\$1,305.00
	ML20609 x NAC	Fail Safe/Fail Secure	\$1,356.00		\$1,380.00

**ML20600 High Security Monitoring Options**

Description	Specify	Add or Deduct
Mercury and Lenel compatible 1KΩ/2KΩ resistance supervision	R01	Add \$100.00 per lockset
Software House compatible 1KΩ/2KΩ resistance supervision	R03	Add \$100.00 per lockset
AMAG compatible 4-state supervision	R04	Add \$100.00 per lockset
Deadbolt Privacy Function	PHR	Add \$100.00 per lockset
Deadbolt Privacy and Mercury / Lenel 1KΩ/2KΩ	PHRR01	Add \$200.00 per lockset
Deadbolt Privacy and Software House 1KΩ/2KΩ	PHRR03	Add \$200.00 per lockset
Deadbolt Privacy and AMAG 4-State	PHRR04	Add \$200.00 per lockset



Ordering Example Details →

ML2000 Mortise Lock x NAC x No Cylinder x Deadbolt x Fail-Secure

- Muséo® lever 102 with J Collar
- Polished chrome finish
- Right hand reverse
- Deadbolt privacy function, Mercury and Lenel compatible 1KΩ/2KΩ resistance supervision

Stock Order							
Quantity	Series/Function	Technology Code	Trim	Finish	Hand	Fail Safe/Fail Secure	High Security Monitoring Options
24	ML20608	NAC	102J	625	RHR	SEC	PHRR01


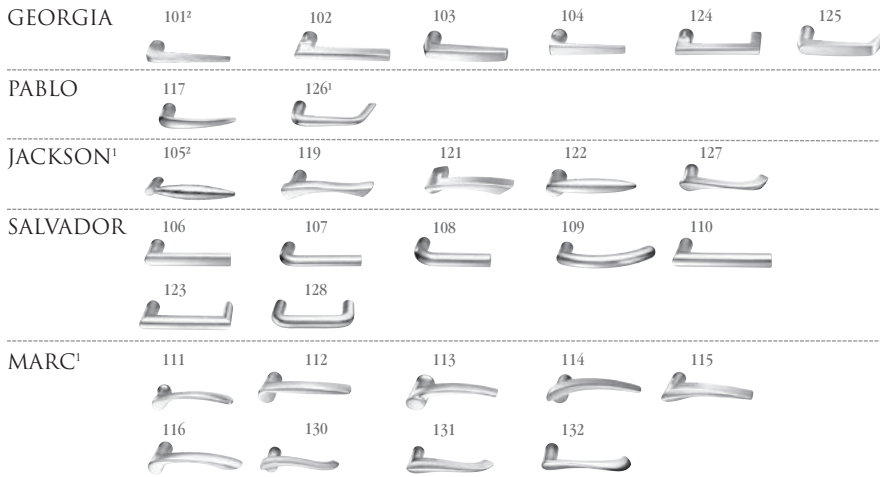
\*629 and \*630 finish options are Not available for all Muséo levers. Please refer to page 20 for availability.

# Electrically Controlled Mortise Locksets

ML20900 Series: Muséo Levers, Escutcheons, Roses and Thumbturns



contemporary levers to complement the interior design of your next project



1. Handed: specify hand when ordering
2. Contact factory for current lead time
3. Specify thumbturn as quick code. Thumbturn backplate will match shape of rose chosen (i.e. round or square). Not available with escutcheons.

\*629 and \*630 finish options are Not available for all Muséo levers. Please refer to page 20 for availability.

613E	Dark Oxidized Satin Bronze - Equivalent	605	Bright Brass, Clear Coated	618	Bright Nickel Plated
626	Satin Chromium Plated	606	Satin Brass, Clear Coated	619	Satin Nickel Plated
		611	Bright Bronze, Clear Coated	625	Bright Chromium Plated
		612	Satin Bronze, Clear Coated	629*	Bright Stainless Steel
		613	Dark Oxidized Satin Bronze, Oil Rubbed	630*	Satin Stainless Steel
		613L	Dark Oxidized Satin Bronze, Clear Coated	722	Black Oxidized Bronze, Oil Rubbed

## Function

Lever with Escutcheons: L,R					
Single Cylinder	ML20914	Fail Safe/Fail Secure*	\$1,193.00		\$1,217.00
	ML20906				
No Cylinder Override	ML20907	Fail Safe/Fail Secure*	\$1,110.00		\$1,134.00
	ML20915				
Double Cylinder	ML20932	Fail Safe/Fail Secure*	\$1,276.00		\$1,300.00
Lever with Roses: V,U,T,Y,X,W,E2,E3,E4					
Single Cylinder	ML20914	Fail Safe/Fail Secure*	\$1,139.00		\$1,163.00
	ML20906				
No Cylinder Override	ML20907	Fail Safe/Fail Secure*	\$1,056.00		\$1,080.00
	ML20915				
Double Cylinder	ML20932	Fail Safe/Fail Secure*	\$1,222.00		\$1,246.00

\*Must specify: SAF for Fail Safe or SEC for Fail Secure.



Ordering Example Details  
**ML20900 ECL**  
 Escutcheon Trim  
 ML20914 Single Cylinder  
 SEC Fail Secure  
 104 Salvador Family Lever  
 L Escutcheon  
 613 Finish  
 RHR Handing  
 24 AD 24 Volt AC/DC

Stock Order						
Quantity	Series/Function	Fail Safe/Fail Secure	Trim	Finish	Hand	Voltage
24	ML20914	SEC	104L	613	RHR	24 AD

Copyright © 2002 - 2017 Corbin Russwin, Inc.




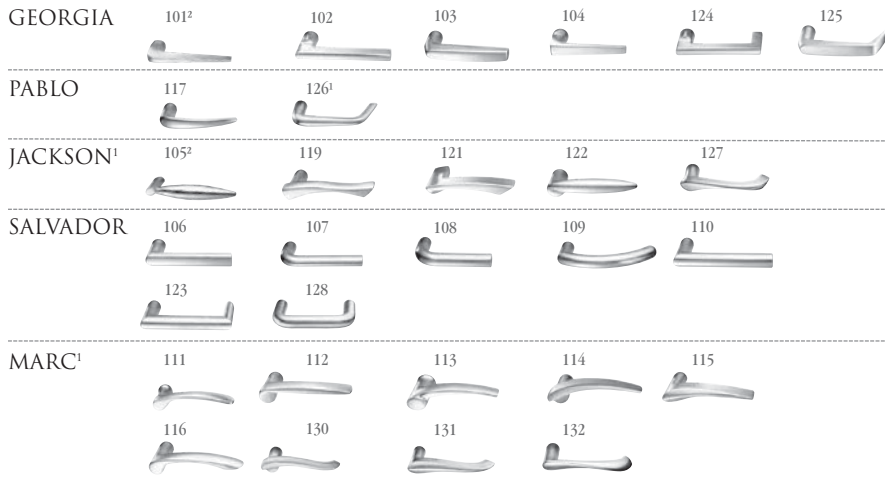
Corbin Russwin Architectural Hardware | 225 Episcopal Road | Berlin, CT 06037  
 Phone 800-543-3658 | Fax 800-447-6714 | corbinrusswinMUSEO.com

ASSA ABLOY, the global leader in door opening solutions

Price List. 04

September 1, 2017

contemporary levers to complement the interior design of your next project



1. Handed: specify hand when ordering
2. Contact factory for current lead time
3. Specify thumbturn as quick code. Thumbturn backplate will match shape of rose chosen (i.e. round or square). Not available with escutcheons.

\*629 and \*630 finish options are Not available for all Muséo levers. Please refer to page 20 for availability.

613E	Dark Oxidized Satin Bronze - Equivalent
626	Satin Chromium Plated

605	Bright Brass, Clear Coated	618	Bright Nickel Plated
606	Satin Brass, Clear Coated	619	Satin Nickel Plated
611	Bright Bronze, Clear Coated	625	Bright Chromium Plated
612	Satin Bronze, Clear Coated	629*	Bright Stainless Steel
613	Dark Oxidized Satin Bronze, Oil Rubbed	630*	Satin Stainless Steel
613L	Dark Oxidized Satin Bronze, Clear Coated	722	Black Oxidized Bronze, Oil Rubbed

**Function**

Lever with Escutcheons: L,R					
Single Cylinder	ML20606 x NAC	Fail Safe/Fail Secure	\$1,368.00		\$1,392.00
	ML20608 x NAC	Fail Safe/Fail Secure	\$1,443.00		\$1,392.00
No Cylinder Override	ML20607 x NAC	Fail Safe/Fail Secure	\$1,285.00		\$1,309.00
	ML20609 x NAC	Fail Safe/Fail Secure	\$1,360.00		\$1,384.00

Lever with Roses: V,U,T,Y,X,W,E2,E3,E4					
Single Cylinder	ML20606 x NAC	Fail Safe/Fail Secure	\$1,314.00		\$1,338.00
	ML20608 x NAC	Fail Safe/Fail Secure	\$1,389.00		\$1,413.00
No Cylinder Override	ML20607 x NAC	Fail Safe/Fail Secure	\$1,231.00		\$1,255.00
	ML20609 x NAC	Fail Safe/Fail Secure	\$1,306.00		\$1,330.00

\*Must specify: SAF for Fail Safe or SEC for Fail Secure.

**ML20600 High Security Monitoring Options**

Description	Specify	Add or Deduct
Mercury and Lenel compatible 1KΩ/2KΩ resistance supervision	R01	Add \$100.00 per lockset
Software House compatible 1KΩ/2KΩ resistance supervision	R03	Add \$100.00 per lockset
AMAG compatible 4-state supervision	R04	Add \$100.00 per lockset
Deadbolt Privacy Function	PHR	Add \$100.00 per lockset
Deadbolt Privacy and Mercury / Lenel 1KΩ/2KΩ	PHRR01	Add \$200.00 per lockset
Deadbolt Privacy and Software House 1KΩ/2KΩ	PHRR03	Add \$200.00 per lockset
Deadbolt Privacy and AMAG 4-State	PHRR04	Add \$200.00 per lockset



Ordering Example Details

<b>ML20600 NAC</b> Escutcheon Trim	ML20608	Single Cylinder
	SEC	Fail Secure
	104	Salvador Family Lever
	L	Escutcheon
	613	Finish
	RHR	Handing
	24 AD	24 Volt AC/DC

**Stock Order**

Quantity	Series/Function	Technology Code	Trim	Finish	Hand	Fail Safe/Fail Secure	High Security Monitoring Options
24	ML20608	NAC	104L	613	RHR	SEC	PHRR01



Corbin Russwin Architectural Hardware | 225 Episcopal Road | Berlin, CT 06037  
Phone 800-543-3658 | Fax 800-447-6714 | corbinrusswinMUSEO.com

ASSA ABLOY, the global leader in door opening solutions

Price List. 41

September 1, 2017

# Electrically Controlled Mortise Locksets

ML20900 Series: Muséo Levers, Escutcheons, Roses and Thumbturns




contemporary levers to complement the interior design of your next project

## JOSEF



## ROSES



## ESCUTCHEONS



## THUMBTURNS<sup>3</sup>



1. Handed: specify hand when ordering
2. Contact factory for current lead time
3. Specify thumbturn as quick code. Thumbturn backplate will match shape of rose chosen (i.e. round or square). Not available with escutcheons.

613E	Dark Oxidized Satin Bronze - Equivalent	605	Bright Brass, Clear Coated	618	Bright Nickel Plated
626	Satin Chromium Plated	606	Satin Brass, Clear Coated	619	Satin Nickel Plated
		611	Bright Bronze, Clear Coated	625	Bright Chromium Plated
		612	Satin Bronze, Clear Coated	629	Bright Stainless Steel
		613	Dark Oxidized Satin Bronze, Oil Rubbed	630	Satin Stainless Steel
		613L	Dark Oxidized Satin Bronze, Clear Coated	722	Black Oxidized Bronze, Oil Rubbed

## Function

Lever with Escutcheons: L,R					
Single Cylinder	ML20914	Fail Safe/Fail Secure*	\$1,273.00		\$1,297.00
	ML20906				
No Cylinder Override	ML20907	Fail Safe/Fail Secure*	\$1,190.00		\$1,214.00
	ML20915				
Double Cylinder	ML20932	Fail Safe/Fail Secure*	\$1,356.00		\$1,380.00
Lever with Roses: V,U,T,Y,X,W,E2,E3,E4					
Single Cylinder	ML20914	Fail Safe/Fail Secure*	\$1,200.00		\$1,224.00
	ML20906				
No Cylinder Override	ML20907	Fail Safe/Fail Secure*	\$1,117.00		\$1,141.00
	ML20915				
Double Cylinder	ML20932	Fail Safe/Fail Secure*	\$1,283.00		\$1,307.00

\*Must specify: SAF for Fail Safe or SEC for Fail Secure.



### Ordering Example Details

<b>ML20900 ECL</b>	ML20914	Single Cylinder
Escutcheon Trim	SEC	Fail Secure
	133	Josef Family Lever
	L	Escutcheon
	613	Finish
	RHR	Handing
	24 AD	24 Volt AC/DC

### Stock Order

Quantity	Series/Function	Fail Safe/Fail Secure	Trim	Finish	Hand	Voltage
24	ML20914	SEC	133L	613	RHR	24 AD

Copyright © 2002 - 2017 Corbin Russwin, Inc.



Corbin Russwin Architectural Hardware | 225 Episcopal Road | Berlin, CT 06037  
Phone 800-543-3658 | Fax 800-447-6714 | corbinrusswinMUSEO.com


ASSA ABLOY, the global leader in door opening solutions

Price List. 42

September 1, 2017



contemporary levers to complement the interior design of your next project



1. Handed: specify hand when ordering
2. Contact factory for current lead time
3. Specify thumbturn as quick code. Thumbturn backplate will match shape of rose chosen (i.e. round or square). Not available with escutcheons.

613E Dark Oxidized Satin Bronze - Equivalent  
 626 Satin Chromium Plated

605 Bright Brass, Clear Coated	618 Bright Nickel Plated
606 Satin Brass, Clear Coated	619 Satin Nickel Plated
611 Bright Bronze, Clear Coated	625 Bright Chromium Plated
612 Satin Bronze, Clear Coated	629 Bright Stainless Steel
613 Dark Oxidized Satin Bronze, Oil Rubbed	630 Satin Stainless Steel
613L Dark Oxidized Satin Bronze, Clear Coated	722 Black Oxidized Bronze, Oil Rubbed

**Function**

Lever with Escutcheons: L,R					
Single Cylinder	ML20606 x NAC	Fail Safe/Fail Secure	\$1,448.00		\$1,472.00
	ML20608 x NAC	Fail Safe/Fail Secure	\$1,523.00		\$1,547.00
No Cylinder Override	ML20607 x NAC	Fail Safe/Fail Secure	\$1,365.00		\$1,389.00
	ML20609 x NAC	Fail Safe/Fail Secure	\$1,440.00		\$1,464.00

Lever with Roses: V,U,T,Y,X,W,E2,E3,E4					
Single Cylinder	ML20606 x NAC	Fail Safe/Fail Secure	\$1,375.00		\$1,399.00
	ML20608 x NAC	Fail Safe/Fail Secure	\$1,450.00		\$1,474.00
No Cylinder Override	ML20607 x NAC	Fail Safe/Fail Secure	\$1,292.00		\$1,316.00
	ML20609 x NAC	Fail Safe/Fail Secure	\$1,367.00		\$1,391.00

\*Must specify: SAF for Fail Safe or SEC for Fail Secure.

**ML20600 High Security Monitoring Options**

Description	Specify	Add or Deduct
Mercury and Lenel compatible 1KΩ/2KΩ resistance supervision	R01	Add \$100.00 per lockset
Software House compatible 1KΩ/2KΩ resistance supervision	R03	Add \$100.00 per lockset
AMAG compatible 4-state supervision	R04	Add \$100.00 per lockset
Deadbolt Privacy Function	PHR	Add \$100.00 per lockset
Deadbolt Privacy and Mercury / Lenel 1KΩ/2KΩ	PHRR01	Add \$200.00 per lockset
Deadbolt Privacy and Software House 1KΩ/2KΩ	PHRR03	Add \$200.00 per lockset
Deadbolt Privacy and AMAG 4-State	PHRR04	Add \$200.00 per lockset



Ordering Example Details →

**ML20600 NAC**  
Escutcheon Trim

ML20608	Single Cylinder
SEC	Fail Secure
104	Salvador Family Lever
L	Escutcheon
613	Finish
RHR	Handing
24 AD	24 Volt AC/DC

Stock Order							
Quantity	Series/Function	Technology Code	Trim	Finish	Hand	Fail Safe/Fail Secure	High Security Monitoring Options
24	ML20608	NAC	133L	613	RHR	SEC	PHRR01



Corbin Russwin Architectural Hardware | 225 Episcopal Road | Berlin, CT 06037  
 Phone 800-543-3658 | Fax 800-447-6714 | corbinrusswinMUSEO.com

ASSA ABLOY, the global leader in door opening solutions

Price List. 43

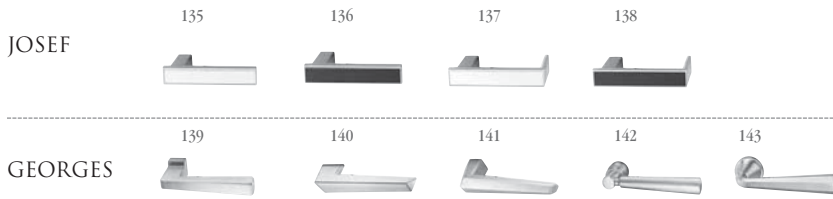
September 1, 2017

# Electrically Controlled Mortise Locksets

ML20900 Series: Muséo Levers, Escutcheons, Roses and Thumbturns



contemporary levers to complement the interior design of your next project



## ROSES



## ESCUTCHEONS



## THUMBTURNS<sup>3</sup>



1. Handed: specify hand when ordering
2. Contact factory for current lead time
3. Specify thumbturn as quick code. Thumbturn backplate will match shape of rose chosen (i.e. round or square). Not available with escutcheons.

613E	Dark Oxidized Satin Bronze - Equivalent	605	Bright Brass, Clear Coated	618	Bright Nickel Plated
626	Satin Chromium Plated	606	Satin Brass, Clear Coated	619	Satin Nickel Plated
		611	Bright Bronze, Clear Coated	625	Bright Chromium Plated
		612	Satin Bronze, Clear Coated	629	Bright Stainless Steel
		613	Dark Oxidized Satin Bronze, Oil Rubbed	630	Satin Stainless Steel
		613L	Dark Oxidized Satin Bronze, Clear Coated	722	Black Oxidized Bronze, Oil Rubbed

## Function

Lever with Escutcheons: L,R					
Single Cylinder	ML20914	Fail Safe/Fail Secure*	\$1,345.00		\$1,369.00
	ML20906				
No Cylinder Override	ML20907	Fail Safe/Fail Secure*	\$1,262.00		\$1,286.00
	ML20915				
Double Cylinder	ML20932	Fail Safe/Fail Secure*	\$1,428.00		\$1,452.00
Lever with Roses: V,U,T,Y,X,W,E2,E3,E4					
Single Cylinder	ML20914	Fail Safe/Fail Secure*	\$1,272.00		\$1,296.00
	ML20906				
No Cylinder Override	ML20907	Fail Safe/Fail Secure*	\$1,189.00		\$1,213.00
	ML20915				
Double Cylinder	ML20932	Fail Safe/Fail Secure*	\$1,355.00		\$1,379.00

\*Must specify: SAF for Fail Safe or SEC for Fail Secure.

## Ordering Example Details

<b>ML20900 ECL</b>	ML20914	Single Cylinder
Escutcheon Trim	SEC	Fail Secure
	135	Josef Family Lever
	L	Escutcheon
	613	Finish
	RHR	Handing
	24 AD	24 Volt AC/DC



Stock Order								
Quantity	Series/Function	Technology Code	Trim	Finish	Hand	Voltage	Fail Safe/Fail Secure	High Security Monitoring Options
24	ML20914	NAC	135L	613	RHR	24 AD	SEC	PHRR01

Copyright © 2002 - 2017 Corbin Russwin, Inc.





Corbin Russwin Architectural Hardware | 225 Episcopal Road | Berlin, CT 06037  
Phone 800-543-3658 | Fax 800-447-6714 | corbinrusswinMUSEO.com

ASSA ABLOY, the global leader in door opening solutions

Price List. 44

September 1, 2017

contemporary levers to complement the interior design of your next project



1. Handed: specify hand when ordering
2. Contact factory for current lead time
3. Specify thumbturn as quick code. Thumbturn backplate will match shape of rose chosen (i.e. round or square). Not available with escutcheons.

613E	Dark Oxidized Satin Bronze - Equivalent	605	Bright Brass, Clear Coated	618	Bright Nickel Plated
626	Satin Chromium Plated	606	Satin Brass, Clear Coated	619	Satin Nickel Plated
		611	Bright Bronze, Clear Coated	625	Bright Chromium Plated
		612	Satin Bronze, Clear Coated	629	Bright Stainless Steel
		613	Dark Oxidized Satin Bronze, Oil Rubbed	630	Satin Stainless Steel
		613L	Dark Oxidized Satin Bronze, Clear Coated	722	Black Oxidized Bronze, Oil Rubbed

**Function**

Lever with Escutcheons: L,R					
Single Cylinder	ML20606 x NAC	Fail Safe/Fail Secure	\$1,520.00		\$1,544.00
	ML20608 x NAC	Fail Safe/Fail Secure	\$1,595.00		\$1,619.00
No Cylinder Override	ML20607 x NAC	Fail Safe/Fail Secure	\$1,437.00		\$1,461.00
	ML20609 x NAC	Fail Safe/Fail Secure	\$1,512.00		\$1,536.00

Lever with Roses: V,U,T,Y,X,W,E2,E3,E4					
Single Cylinder	ML20606 x NAC	Fail Safe/Fail Secure	\$1,447.00		\$1,471.00
	ML20608 x NAC	Fail Safe/Fail Secure	\$1,522.00		\$1,546.00
No Cylinder Override	ML20607 x NAC	Fail Safe/Fail Secure	\$1,467.00		\$1,491.00
	ML20609 x NAC	Fail Safe/Fail Secure	\$1,542.00		\$1,566.00

\*Must specify: SAF for Fail Safe or SEC for Fail Secure.

**ML20600 High Security Monitoring Options**

Description	Specify	Add or Deduct
Mercury and Lenel compatible 1KΩ/2KΩ resistance supervision	R01	Add \$100.00 per lockset
Software House compatible 1KΩ/2KΩ resistance supervision	R03	Add \$100.00 per lockset
AMAG compatible 4-state supervision	R04	Add \$100.00 per lockset
Deadbolt Privacy Function	PHR	Add \$100.00 per lockset
Deadbolt Privacy and Mercury / Lenel 1KΩ/2KΩ	PHRR01	Add \$200.00 per lockset
Deadbolt Privacy and Software House 1KΩ/2KΩ	PHRR03	Add \$200.00 per lockset
Deadbolt Privacy and AMAG 4-State	PHRR04	Add \$200.00 per lockset

**BHMA CERTIFIED** Ordering Example Details →

ML20600 NAC Escutcheon Trim	ML20608	Single Cylinder
	SEC	Fail Secure
	104	Salvador Family Lever
	L	Escutcheon
	613	Finish
	RHR	Handing
	24 AD	24 Volt AC/DC

Stock Order							
Quantity	Series/Function	Technology Code	Trim	Finish	Hand	Fail Safe/Fail Secure	High Security Monitoring Options
24	ML20608	NAC	135L	613	RHR	SEC	PHRR01

*Electrically Controlled Mortise Locksets*  
ML20900 Series: Muséo Levers, Escutcheons, Roses and Thumbturns



contemporary levers to complement the interior design of your next project



Specify thumbturn as quick code. Thumbturn backplate will match shape of rose chosen (i.e. round or square)

629	Bright Stainless Steel
630	Satin Stainless Steel

**Function**

Lever with Escutcheons: L,R			
Single Cylinder	ML20914	Fail Safe/Fail Secure*	\$1,297.00
	ML20906		
No Cylinder Override	ML20907	Fail Safe/Fail Secure*	\$1,214.00
	ML20915		
Double Cylinder	ML20932	Fail Safe/Fail Secure*	\$1,380.00
Lever with Roses: V,U,T,Y,X,W,E2,E3,E4			
Single Cylinder	ML20914	Fail Safe/Fail Secure*	\$1,224.00
	ML20906		
No Cylinder Override	ML20907	Fail Safe/Fail Secure*	\$1,141.00
	ML20915		
Double Cylinder	ML20932	Fail Safe/Fail Secure*	\$1,307.00

\*Must specify: SAF for Fail Safe or SEC for Fail Secure.

Ordering Example Details

<b>BHMA</b> CERTIFIED by ICCB, ICCRC, ICCES, ICCI	<b>ML20900 ECL</b> Escutcheon Trim	ML20914 Single Cylinder SAF Fail Safe 21M Piet Family Lever - Polished with Satin Insert L Escutcheon 293029 Lever Finish Polished with satin stainless steel insert (630), polished stainless steel (629) shank and polished stainless steel (629) grip 629 Lock Finish RHR Handing 24 AD 24 Volt AC/DC
---	--	--

Stock Order							
Quantity	Series/Function	Fail Safe/Fail Secure	Trim	Lever Finish	Lock Finish	Hand	Voltage
2	ML20914	SAF	21ML	293029	629	RHR	24 AD

Copyright © 2002 - 2017 Corbin Russwin, Inc.



Corbin Russwin Architectural Hardware | 225 Episcopal Road | Berlin, CT 06037  
Phone 800-543-3658 | Fax 800-447-6714 | corbinrusswinMUSEO.com

ASSA ABLOY, the global leader in door opening solutions

Price List. 46

September 1, 2017

contemporary levers to complement the interior design of your next project

PIET



ROSES



ESCUTCHEONS



THUMBTURNS



Specify thumbturn as quick code. Thumbturn backplate will match shape of rose chosen (i.e. round or square)

629	Bright Stainless Steel
630	Satin Stainless Steel

Function

Lever with Escutcheons: L,R			
Single Cylinder	ML20606 x NAC	Fail Safe/Fail Secure*	\$1,472.00
	ML20608 x NAC		\$1,547.00
No Cylinder Override	ML20607 x NAC	Fail Safe/Fail Secure*	\$1,389.00
	ML20609 x NAC		\$1,464.00
Lever with Roses: V,U,T,Y,X,W,E2,E3,E4			
Single Cylinder	ML20606 x NAC	Fail Safe/Fail Secure*	\$1,399.00
	ML20608 x NAC		\$1,474.00
No Cylinder Override	ML20607 x NAC	Fail Safe/Fail Secure*	\$1,316.00
	ML20609 x NAC		\$1,391.00

ML20600 High Security Monitoring Options

Description	Specify	Add or Deduct
Mercury and Lenel compatible 1KΩ/2KΩ resistance supervision	R01	Add \$100.00 per lockset
Software House compatible 1KΩ/2KΩ resistance supervision	R03	Add \$100.00 per lockset
AMAG compatible 4-state supervision	R04	Add \$100.00 per lockset
Deadbolt Privacy Function	PHR	Add \$100.00 per lockset
Deadbolt Privacy and Mercury / Lenel 1KΩ/2KΩ	PHRR01	Add \$200.00 per lockset
Deadbolt Privacy and Software House 1KΩ/2KΩ	PHRR03	Add \$200.00 per lockset
Deadbolt Privacy and AMAG 4-State	PHRR04	Add \$200.00 per lockset

\*Must specify: SAF for Fail Safe or SEC for Fail Secure.

Ordering Example Details

<b>ML20600 NAC</b>	ML20914	Single Cylinder
Escutcheon	SEC	Fail Secure
Trim	21W	Piet Family Lever - Wood Insert
	L	Escutcheon
	29BH29	Lever Finish Wood insert with polished stainless steel (629) shank and polished stainless steel (629) grip
	629	Lock Finish
	RHR	Handing
	24 AD	24 Volt AC/DC

Stock Order										
Qty	Series/Function	Tech. Code	Trim	Lever Finish	Finish	Hand	Voltage	Fail Safe/Fail Secure	High Security Monitoring Options	
2	ML20608	NAC	21ML	29BH29	629	RHR	24 AD	SEC	PHRR01	



Corbin Russwin Architectural Hardware | 225 Episcopal Road | Berlin, CT 06037  
Phone 800-543-3658 | Fax 800-447-6714 | corbinrusswinMUSEO.com

ASSA ABLOY, the global leader in door opening solutions

Price List. 47

September 1, 2017

*Electrically Controlled Mortise Locksets*  
 ML20900 Series: Muséo Levers, Escutcheons, Roses and Thumbturns



contemporary levers to complement the interior design of your next project



Specify thumbturn as quick code. Thumbturn backplate will match shape of rose chosen (i.e. round or square)

629	Bright Stainless Steel
630	Satin Stainless Steel

**Function**

Lever with Escutcheons: L,R			
Single Cylinder	ML20914	Fail Safe/Fail Secure*	\$1,369.00
	ML20906		
No Cylinder Override	ML20907	Fail Safe/Fail Secure*	\$1,286.00
	ML20915		
Double Cylinder	ML20932	Fail Safe/Fail Secure*	\$1,452.00
Lever with Roses: V,U,T,Y,X,W,E2,E3,E4			
Single Cylinder	ML20914	Fail Safe/Fail Secure*	\$1,296.00
	ML20906		
No Cylinder Override	ML20907	Fail Safe/Fail Secure*	\$1,213.00
	ML20915		
Double Cylinder	ML20932	Fail Safe/Fail Secure*	\$1,379.00

\*Must specify: SAF for Fail Safe or SEC for Fail Secure.



Ordering Example Details

<b>ML20900 ECL</b>	ML20914 Single Cylinder
Escutcheon	SEC Fail Secure
Trim	21W Piet Family Lever - Wood Insert
	L Escutcheon
	29BH29 Lever Finish
	Wood insert with polished stainless steel (629) shank and polished stainless steel (629) grip
	629 Lock Finish
	RHR Handing
	24 AD 24 Volt AC/DC

**Stock Order**

Quantity	Series/Function	Fail Safe/Fail Secure	Trim	Lever Finish	Lock Finish	Hand	Voltage
2	ML20914	SEC	21ML	29BH29	629	RHR	24 AD

Copyright © 2002 - 2017 Corbin Russwin, Inc.



Corbin Russwin Architectural Hardware | 225 Episcopal Road | Berlin, CT 06037  
 Phone 800-543-3658 | Fax 800-447-6714 | corbinrusswinMUSEO.com

ASSA ABLOY, the global leader in door opening solutions

Price List. 48

September 1, 2017

*Electrically Controlled Mortise Locksets*  
 ML20600 NAC Series Electrified Mortise Lock with High Security Monitoring



contemporary levers to complement the interior design of your next project

PIET



ROSES



ESCUTCHEONS



THUMBTURNS



Specify thumbturn as quick code. Thumbturn backplate will match shape of rose chosen (i.e. round or square)

629	Bright Stainless Steel
630	Satin Stainless Steel

Function

Lever with Escutcheons: L,R			
Single Cylinder	ML20606 x NAC	Fail Safe/Fail Secure*	\$1,544.00
	ML20608 x NAC		\$1,619.00
No Cylinder Override	ML20607 x NAC	Fail Safe/Fail Secure*	\$1,461.00
	ML20609 x NAC		\$1,536.00
Lever with Roses: V,U,T,Y,X,W,E2,E3,E4			
Single Cylinder	ML20606 x NAC	Fail Safe/Fail Secure*	\$1,471.00
	ML20608 x NAC		\$1,546.00
No Cylinder Override	ML20607 x NAC	Fail Safe/Fail Secure*	\$1,388.00
	ML20609 x NAC		\$1,463.00

**ML20600 High Security Monitoring Options**

Description	Specify	Add or Deduct
Mercury and Lenel compatible 1KΩ/2KΩ resistance supervision	R01	Add \$100.00 per lockset
Software House compatible 1KΩ/2KΩ resistance supervision	R03	Add \$100.00 per lockset
AMAG compatible 4-state supervision	R04	Add \$100.00 per lockset
Deadbolt Privacy Function	PHR	Add \$100.00 per lockset
Deadbolt Privacy and Mercury / Lenel 1KΩ/2KΩ	PHRR01	Add \$200.00 per lockset
Deadbolt Privacy and Software House 1KΩ/2KΩ	PHRR03	Add \$200.00 per lockset
Deadbolt Privacy and AMAG 4-State	PHRR04	Add \$200.00 per lockset

\*Must specify: SAF for Fail Safe or SEC for Fail Secure.

**BHMA** CERTIFIED Ordering Example Details  
**ML20600 NAC** Escutcheon Trim

- ML20608 Single Cylinder
- SEC Fail Secure
- 21W Piet Family Lever - Wood Insert
- L Escutcheon
- 29BH29 Lever Finish
- Wood insert with polished stainless steel (629) shank and polished stainless steel (629) grip
- 629 Lock Finish
- RHR Handing
- 24 AD 24 Volt AC/DC

Stock Order									
Qty	Series/Function	Tech. Code	Trim	Lever Finish	Finish	Hand	Voltage	Fail Safe/Fail Secure	High Security Monitoring Options
2	ML20608	NAC	21ML	29BH29	629	RHR	24 AD	SEC	PHRR01



Corbin Russwin Architectural Hardware | 225 Episcopal Road | Berlin, CT 06037  
 Phone 800-543-3658 | Fax 800-447-6714 | corbinrusswinMUSEO.com

ASSA ABLOY, the global leader in door opening solutions

Price List. 49

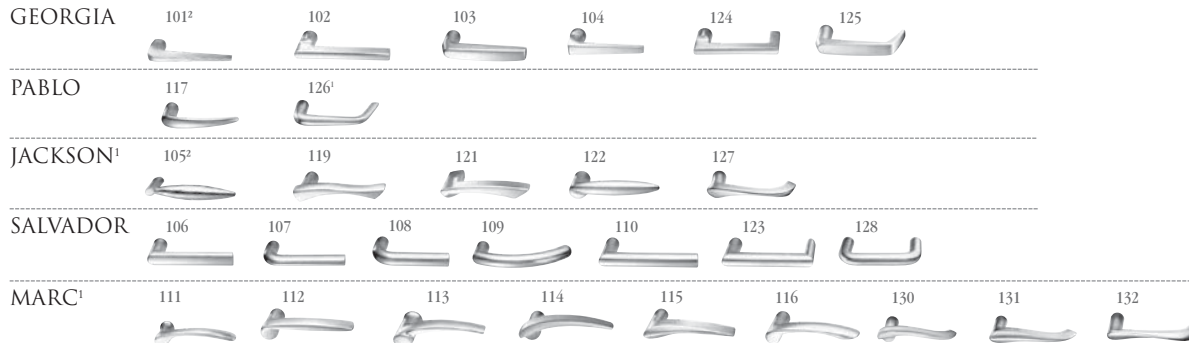
September 1, 2017

# Access 800® AC2 Mortise Locksets

ML20800 Series: Muséo Levers

# MUSÉO®

contemporary levers to complement the interior design of your next project



1. Handed: specify hand when ordering.
2. Contact factory for current lead time.

\*629 and \*630 finish options are Not available for all Muséo levers. Please refer to page 20 for availability.

613E	Dark Oxidized Satin Bronze - Equivalent	605	Bright Brass, Clear Coated	618	Bright Nickel Plated
626	Satin Chromium Plated	606	Satin Brass, Clear Coated	619	Satin Nickel Plated
		611	Bright Bronze, Clear Coated	625	Bright Chromium Plated
		612	Satin Bronze, Clear Coated	629*	Bright Stainless Steel
		613	Dark Oxidized Satin Bronze, Oil Rubbed	630*	Satin Stainless Steel
		613L	Dark Oxidized Satin Bronze, Clear Coated	722	Black Oxidized Bronze, Oil Rubbed

Function	Description		
<b>Levers: Georgia, Pablo, Jackson, Salvador, Marc</b>			
ML20833	Without key override x M800	\$1,111.00	\$1,213.00
ML20834	With key override x M800	\$1,194.00	\$1,296.00
ML20835	Deadbolt without key override x M800	\$1,125.00	\$1,227.00
ML20836	Deadbolt with key override x M800	\$1,208.00	\$1,310.00
ML20837*	Dormitory Entry with Deadbolt and inside lever switch x M802	\$1,795.00	\$1,897.00
	Dormitory Entry with Deadbolt and inside lever switch x M803	\$1,860.00	\$1,962.00

\*ML20837 only compatible with proximity readers, M802 and M803

## Access 800® Options

Description	Specify Quick Code	Add
100 User, keypad only	M800	No Charge
2000 User, keypad only	M801	\$155.00
2000 User, proximity only	M802	\$587.00
2000 User, keypad and proximity	M803	\$652.00
2000 User, keypad and RF actuation	M804	\$369.00
2000 User, proximity and RF actuation	M805	\$801.00
2000 User, keypad, proximity and RF actuation	M806	\$865.00
Gasket	M99	No Charge



Ordering Example Details

<b>ML20800</b>	ML20834	Key Override
	114	Marc Family Lever
	619	Finish
	RHR	Handing

## Stock Order

Quantity	Series/Function	Technology Code	Trim	Finish	Hand	Option
24	ML20834	TCAC2	114Z	619	RHR	M801

Copyright © 2002 - 2017 Corbin Russwin, Inc.



**ASSA ABLOY**

Corbin Russwin Architectural Hardware | 225 Episcopal Road | Berlin, CT 06037  
Phone 800-543-3658 | Fax 800-447-6714 | corbinrusswinMUSEO.com

ASSA ABLOY, the global leader in door opening solutions

Price List. 50

September 1, 2017



# Access 800® AC2 Mortise Locksets

ML20800 Series: Muséo Levers

# MUSÉO®

contemporary levers to complement the interior design of your next project

JOSEF



GEORGES



1. Handed: specify hand when ordering
2. Contact factory for current lead time

613E	Dark Oxidized Satin Bronze - Equivalent
626	Satin Chromium Plated

605	Bright Brass, Clear Coated	618	Bright Nickel Plated
606	Satin Brass, Clear Coated	619	Satin Nickel Plated
611	Bright Bronze, Clear Coated	625	Bright Chromium Plated
612	Satin Bronze, Clear Coated	629	Bright Stainless Steel
613	Dark Oxidized Satin Bronze, Oil Rubbed	630	Satin Stainless Steel
613L	Dark Oxidized Satin Bronze, Clear Coated	722	Black Oxidized Bronze, Oil Rubbed

Function	Description		
<b>Levers: Georgia, Pablo, Jackson, Salvador, Marc</b>			
ML20833	Without key override x M800	\$1,189.00	\$1,213.00
ML20834	With key override x M800	\$1,272.00	\$1,296.00
ML20835	Deadbolt without key override x M800	\$1,203.00	\$1,227.00
ML20836	Deadbolt with key override x M800	\$1,286.00	\$1,310.00
ML20837*	Dormitory Entry with Deadbolt and inside lever switch x M802	\$1,873.00	\$1,897.00
	Dormitory Entry with Deadbolt and inside lever switch x M803	\$1,938.00	\$1,962.00

\*ML20837 only compatible with proximity readers, M802 and M803

## Access 800® Options

Description	Specify Quick Code	Add
100 User, keypad only	M800	No Charge
2000 User, keypad only	M801	\$155.00
2000 User, proximity only	M802	\$587.00
2000 User, keypad and proximity	M803	\$652.00
2000 User, keypad and RF actuation	M804	\$369.00
2000 User, proximity and RF actuation	M805	\$801.00
2000 User, keypad, proximity and RF actuation	M806	\$865.00
Gasket	M99	No Charge



Ordering Example Details

<b>ML20800</b>	ML20834	Key Override
	133	Josef Family Lever
	619	Finish
	RHR	Handing

## Stock Order

Quantity	Series/Function	Technology Code	Trim	Finish	Hand	Option
24	ML20834	TCAC2	133Z	619	RHR	M801



**ASSA ABLOY**

Corbin Russwin Architectural Hardware | 225 Episcopal Road | Berlin, CT 06037  
 Phone 800-543-3658 | Fax 800-447-6714 | corbinrusswinMUSEO.com

ASSA ABLOY, the global leader in door opening solutions

Price List. 51

September 1, 2017

# Access 800® AC2 Mortise Locksets

ML20800 Series: Muséo Levers

# MUSÉO®

contemporary levers to complement the interior design of your next project

PIET



629 Bright Stainless Steel  
630 Satin Stainless Steel

Function

Description

Levers: Piet

ML20833	Without key override x M800	\$1,213.00
ML20834	With key override x M800	\$1,296.00
ML20835	Deadbolt without key override x M800	\$1,227.00
ML20836	Deadbolt with key override x M800	\$1,310.00
ML20837 <sup>1</sup>	Dormitory Entry with Deadbolt and inside lever switch x M802	\$1,897.00
	Dormitory Entry with Deadbolt and inside lever switch x M803	\$1,962.00

## Access 800® Options

Description	Specify Quick Code	Add
100 User, keypad only	M800	No Charge
2000 User, keypad only	M801	\$155.00
2000 User, proximity only	M802	\$587.00
2000 User, keypad and proximity	M803	\$652.00
2000 User, keypad and RF actuation	M804	\$369.00
2000 User, proximity and RF actuation	M805	\$801.00
2000 User, keypad, proximity and RF actuation	M806	\$865.00



Ordering Example Details

**ML20800** ML20834 Key Override  
21MZ Piet Family Lever - Polished with Satin Insert  
293029 Lever Finish  
Polished with satin stainless steel  
insert (630), polished stainless  
steel (629) shank and polished  
stainless steel (629) grip  
625 Lock Finish  
RHR Handing

## Stock Order

Quantity	Series/ Function	Technology Code	Trim	Lever Finish	Lock <sup>2</sup> Finish	Hand	Option
2	ML20834	TCAC2	21MZ	293029	625	RHR	M801

<sup>1</sup>ML20837 only compatible with proximity readers, M802 and M803

<sup>2</sup>Escutcheons (lock finish) are plated to match satin stainless steel (630) and polished stainless steel (629) finishes.

Copyright © 2002 - 2017 Corbin Russwin, Inc.



ASSA ABLOY

Corbin Russwin Architectural Hardware | 225 Episcopal Road | Berlin, CT 06037  
Phone 800-543-3658 | Fax 800-447-6714 | corbinrusswinMUSEO.com

ASSA ABLOY, the global leader in door opening solutions

Price List. 52

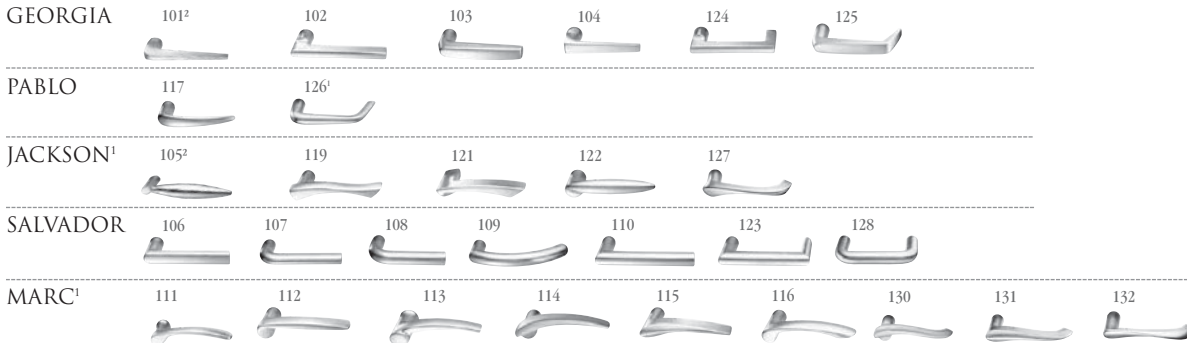
September 1, 2017

# Access 800® AC2 Exit Devices

ED5000 Series: Muséo Levers



contemporary levers to complement the interior design of your next project



1. Handed: specify hand when ordering.
2. Contact factory for current lead time.

\*629 and \*630 finish options are Not available for all Muséo levers. Please refer to page 20 for availability.

### Levers: Georgia, Pablo, Jackson, Salvador, Marc

613E Dark Oxidized Satin Bronze - Equivalent	605 Bright Brass, Clear Coated	618 Bright Nickel Plated
630* Satin Stainless Steel	606 Satin Brass, Clear Coated	619 Satin Nickel Plated
	611 Bright Bronze, Clear Coated	625 Bright Chromium Plated
	612 Satin Bronze, Clear Coated	629* Bright Stainless Steel
	613 Dark Oxidized Satin Bronze, Oil Rubbed	722 Black Oxidized Bronze, Oil Rubbed
	613L Dark Oxidized Satin Bronze, Clear Coated	

Function	Description				
<b>Use with ED5200(S)(A) Rim/SecureBolt® Device</b>					
9833	Without key override x M800	\$1,193.00	\$1,213.00	Note: For key override, add Cylinder Quick Code Option and price. *When specifying function, prefix with lever design. Refer to page 230 for mechanical push bar pricing.	
9834	With key override x M800				
<b>Use with ED5633(A)L &amp; ED5634(A)L Mortise Device</b>					
9M833	Without key override x M800	\$1,152.00	\$1,172.00		
9M834	With key override x M800				

Note: 9M833 and 9M834 cannot be retrofitted to an existing ED5000 Series mortise device. When ordered as "Trim Only" 9M833 and 9M834 will be furnished with the appropriate mortise lock (refer to Parts Price List for mortise lock body pricing). If a "Trim Only" order is intended for retrofitting and exit device with an M91 Bolt Monitor or an M93 Trim Monitor function, that function must be specified with the trim order to ensure the correct lock is furnished.

### Access 800® Options

Description	Specify Quick Code	Add
100 User, keypad only	M800	No Charge
2000 User, keypad only	M801	\$155.00
2000 User, proximity only	M802	\$587.00
2000 User, keypad and proximity	M803	\$652.00
2000 User, keypad and RF actuation	M804	\$369.00
2000 User, proximity and RF actuation	M805	\$801.00
2000 User, keypad, proximity and RF actuation	M806	\$865.00
Gasket	M99	No Charge

- Notes:
1. Available 0-bitted and Key Random (KR) only.
  2. Available 0-bitted only.

**BHMA CERTIFIED** Ordering Example Details  
ED5000 Series

112 9M833 Marc Family Lever Mortise without key override function

Trim Only					
Quantity	Trim/Function	Technology Code	Finish	Hand	Options
24	1129M833	TCAC2	625	RHR	M800



Corbin Russwin Architectural Hardware | 225 Episcopal Road | Berlin, CT 06037  
Phone 800-543-3658 | Fax 800-447-6714 | corbinrusswinMUSEO.com

ASSA ABLOY, the global leader in door opening solutions

Price List. 53

September 1, 2017

contemporary levers to complement the interior design of your next project

JOSEF



GEORGES



1. Handed: specify hand when ordering
2. Contact factory for current lead time

Levers: Georgia, Pablo, Jackson, Salvador, Marc

613E Dark Oxidized Satin Bronze - Equivalent	605 Bright Brass, Clear Coated	618 Bright Nickel Plated
630 Satin Stainless Steel	606 Satin Brass, Clear Coated	619 Satin Nickel Plated
	611 Bright Bronze, Clear Coated	625 Bright Chromium Plated
	612 Satin Bronze, Clear Coated	629 Bright Stainless Steel
	613 Dark Oxidized Satin Bronze, Oil Rubbed	722 Black Oxidized Bronze, Oil Rubbed
	613L Dark Oxidized Satin Bronze, Clear Coated	

Function	Description			
<b>Use with ED5200(S)(A) Rim/SecureBolt® Device</b>				
9833	Without key override x M800		\$1,203.00	\$1,223.00
9834	With key override x M800			
<b>Use with ED5633(A)L &amp; ED5634(A)L Mortise Device</b>				
9M833	Without key override x M800		\$1,162.00	\$1,182.00
9M834	With key override x M800			

Note: For key override, add Cylinder Quick Code Option and price.  
\*When specifying function, prefix with lever design.  
Refer to page 230 for mechanical push bar pricing.

Note: For key override, add Cylinder Quick Code Option and price. See page 93.  
\*When specifying function, prefix with lever design.  
Refer to page 230 for mechanical push bar pricing.

Note: 9M833 and 9M834 cannot be retrofitted to an existing ED5000 Series mortise device. When ordered as "Trim Only" 9M833 and 9M834 will be furnished with the appropriate mortise lock (refer to Parts Price List for mortise lock body pricing). If a "Trim Only" order is intended for retrofitting and exit device with an M91 Bolt Monitor or an M93 Trim Monitor function, that function must be specified with the trim order to ensure the correct lock is furnished.

Access 800® Options

Description	Specify Quick Code	Add
100 User, keypad only	M800	No Charge
2000 User, keypad only	M801	\$155.00
2000 User, proximity only	M802	\$587.00
2000 User, keypad and proximity	M803	\$652.00
2000 User, keypad and RF actuation	M804	\$369.00
2000 User, proximity and RF actuation	M805	\$801.00
2000 User, keypad, proximity and RF actuation	M806	\$865.00
Gasket	M99	No Charge

- Notes:
1. Available 0-bitted and Key Random (KR) only.
  2. Available 0-bitted only.



Ordering Example Details  
ED5000 Series

133 Josef Family Lever  
9M833 Mortise without key override function

Trim Only					
Quantity	Trim/Function	Technology Code	Finish	Hand	Options
24	1339M833	TCAC2	625	RHR	M800



Corbin Russwin Architectural Hardware | 225 Episcopal Road | Berlin, CT 06037  
Phone 800-543-3658 | Fax 800-447-6714 | corbinrusswinMUSEO.com

ASSA ABLOY, the global leader in door opening solutions

Price List. 54

September 1, 2017

# Access 800® AC2 Exit Devices

ED5000 Series: Muséo Levers

# MUSÉO®

contemporary levers to complement the interior design of your next project

PIET



Function Description

629 Bright Stainless Steel  
630 Satin Stainless Steel

Use with ED5200(S)(A) Rim/SecureBolt® Device		
9833	Without key override x M800	\$1,223.00
9834	With key override x M800	
Use with ED5633(A)L & ED5634(A)L Mortise Device		
9M833	Without key override x M800	\$1,182.00
9M834	With key override x M800	

Note: 9M833 and 9M834 cannot be retrofitted to an existing ED5000 Series mortise device. When ordered as "Trim Only" 9M833 and 9M834 will be furnished with the appropriate mortise lock (refer to Parts Price List for mortise lock body pricing). If a "Trim Only" order is intended for retrofitting and exit device with an M91 Bolt Monitor or an M93 Trim Monitor function, that function must be specified with the trim order to ensure the correct lock is furnished.

## Access 800® Options

Description	Specify Quick Code	Add
100 User, keypad only	M800	No Charge
2000 User, keypad only	M801	\$155.00
2000 User, proximity only	M802	\$587.00
2000 User, keypad and proximity	M803	\$652.00
2000 User, keypad and RF actuation	M804	\$369.00
2000 User, proximity and RF actuation	M805	\$801.00
2000 User, keypad, proximity and RF actuation	M806	\$865.00
Gasket	M99	No Charge

Notes:

1. Available 0-bitted and Key Random (KR) only.
2. Available 0-bitted only.



### Ordering Example Details

**ED5000 Series**

21W Piet Family Lever - Wood Insert  
9M833 Mortise without key override function  
29BH29 Lever Finish  
Wood insert with polished stainless steel (629) shank and polished stainless steel (629) grip  
625 Lock Finish  
RHR Handing

Trim Only						
Quantity	Trim/Function	Technology Code	Lever Finish	Lock <sup>2</sup> Finish	Hand	Option
2	21W9M833	TCAC2	29BH29	625	RHR	M800

<sup>2</sup>Escutcheons (lock finish) are plated to match satin stainless steel (630) and polished stainless steel (629) finishes.



Corbin Russwin Architectural Hardware | 225 Episcopal Road | Berlin, CT 06037  
Phone 800-543-3658 | Fax 800-447-6714 | corbinrusswinMUSEO.com

ASSA ABLOY, the global leader in door opening solutions

Price List. 55

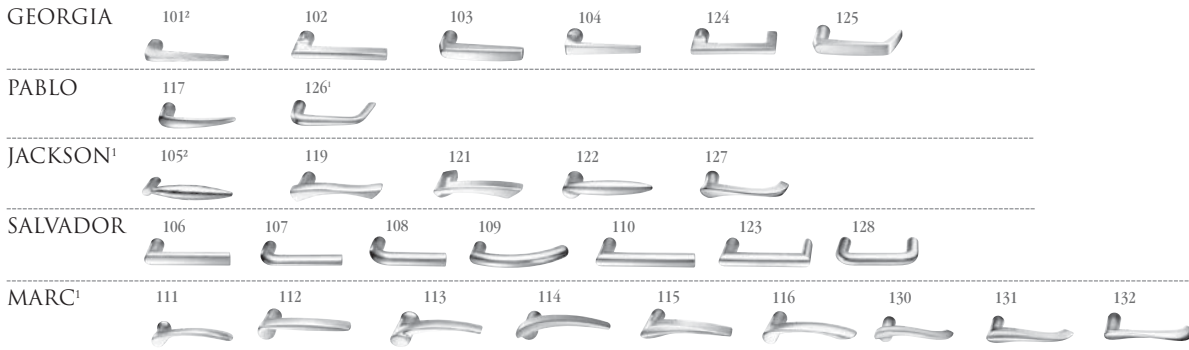
September 1, 2017

# Pushpad Exit Devices

ED4000 Series: Muséo Levers with 800 Series Escutcheon

# MUSÉO®

contemporary levers to complement the interior design of your next project



1. Handed: specify hand when ordering
2. Contact factory for current lead time

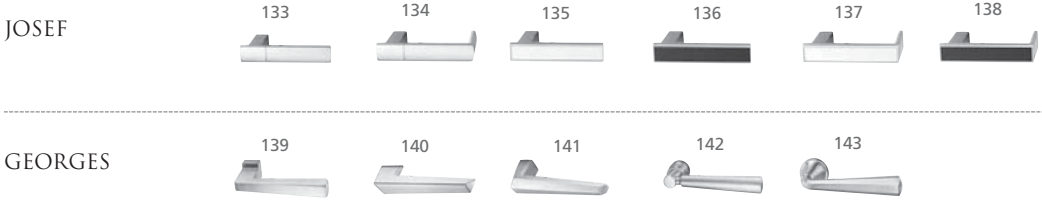
\*629 and \*630 finish options are Not available for all Muséo levers. Please refer to page 20 for availability.

613E	Dark Oxidized Satin Bronze - Equivalent
630*	Satin Stainless Steel

605	Bright Brass, Clear Coated
606	Satin Brass, Clear Coated
611	Bright Bronze, Clear Coated
612	Satin Bronze, Clear Coated
613	Dark Oxidized Satin Bronze, Oil Rubbed
613L	Dark Oxidized Satin Bronze, Clear Coated
618	Bright Nickel Plated
619	Satin Nickel Plated
625	Bright Chromium Plated
629*	Bright Stainless Steel
722	Black Oxidized Bronze, Oil Rubbed

### Function

<b>Rim/SVR/CVR</b>	810	Passage	\$633.00	\$659.00
	850	Dummy		
	857	Nightlatch		
<b>Options</b>	M60	Parabolic Escutcheon	Add \$78.00 per device	Add \$78.00 per device



1. Handed: specify hand when ordering
2. Contact factory for current lead time

613E	Dark Oxidized Satin Bronze - Equivalent
630*	Satin Stainless Steel

605	Bright Brass, Clear Coated
606	Satin Brass, Clear Coated
611	Bright Bronze, Clear Coated
612	Satin Bronze, Clear Coated
613	Dark Oxidized Satin Bronze, Oil Rubbed
613L	Dark Oxidized Satin Bronze, Clear Coated
618	Bright Nickel Plated
619	Satin Nickel Plated
625	Bright Chromium Plated
629*	Bright Stainless Steel
722	Black Oxidized Bronze, Oil Rubbed

<b>Rim/SVR/CVR</b>	810	Passage	\$625.00	\$651.00
	850	Dummy		
	857	Nightlatch		
<b>Options</b>	M60	Parabolic Escutcheon	Add \$78.00 per device	Add \$78.00 per device

Copyright © 2002 - 2017 Corbin Russwin, Inc.



Corbin Russwin Architectural Hardware | 225 Episcopal Road | Berlin, CT 06037  
Phone 800-543-3658 | Fax 800-447-6714 | corbinrusswinMUSEO.com

ASSA ABLOY, the global leader in door opening solutions

Price List. 56

Revised - September 11, 2017

# Pushpad Exit Devices

ED4000 Series: Muséo Levers with 800 Series Escutcheon

# MUSÉO®

contemporary levers to complement the interior design of your next project

PIET



Parabolic Trim  
Specify: M60

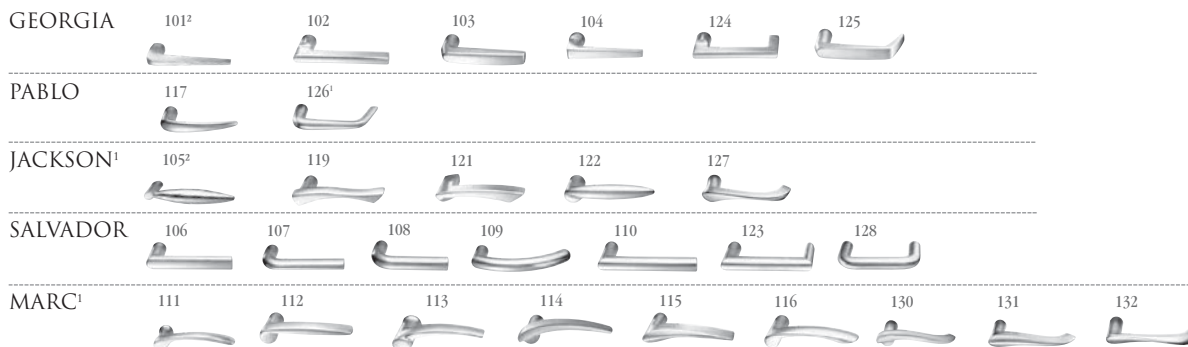
Standard Trim

629	Bright Stainless Steel
630	Satin Stainless Steel

### Function

<b>Rim/SVR/CVR</b>	810	Passage		\$659.00
	850	Dummy		
	857	Nightlatch		
<b>Options</b>	M60	Parabolic Escutcheon		Add \$78.00 per device

contemporary levers to complement the interior design of your next project



1. Handed: specify hand when ordering
2. Contact factory for current lead time

\*629 and \*630 finish options are Not available for all Muséo levers. Please refer to page 20 for availability.

613E	Dark Oxidized Satin Bronze - Equivalent	605	Bright Brass, Clear Coated
630*	Satin Stainless Steel	606	Satin Brass, Clear Coated
		611	Bright Bronze, Clear Coated
		612	Satin Bronze, Clear Coated
		613	Dark Oxidized Satin Bronze, Oil Rubbed
		613L	Dark Oxidized Satin Bronze, Clear Coated
		618	Bright Nickel Plated
		619	Satin Nickel Plated
		625	Bright Chromium Plated
		629*	Bright Stainless Steel
		722	Black Oxidized Bronze, Oil Rubbed

**Function**

<b>Rim/SVR/CVR</b>	910	Passage		
	950	Dummy		
	955	Classroom	\$633.00	\$659.00
	957	Nightlatch		
	959	Storeroom		
<b>Mortise</b>	9M10	Passage		
	9M50	Dummy	\$633.00	\$659.00
	9M55	Classroom		
	9M57	Nightlatch		
<b>Electrified</b>	9903	Fail Safe	\$1,021.00	\$1,047.00
	9905	Fail Secure		
<b>Options</b>	M60	Parabolic Escutcheon	Add \$78.00 per device	Add \$78.00 per device

Ordering Example Details

- 111 Marc family lever
- 9M50 Dummy Trim; Mortise
- 625 Bright Chrome finish
- RHR Right Hand Reverse
- D214 2-1/4" Door Thickness
- M60 Parabolic Escutcheon Design (mechanical)



Trim Only					
Quantity	Trim/Function	Finish	Hand	Door Thickness	Option
24	1119M50	625	RHR	D214	M60



# Pushpad Exit Devices

ED5000 Series: Muséo Levers with 900 Series Escutcheon

# MUSÉO®

contemporary levers to complement the interior design of your next project

## JOSEF



## GEORGES



Parabolic Trim  
Specify: M60



Standard Trim

1. Handed: specify hand when ordering
2. Contact factory for current lead time

613E	Dark Oxidized Satin Bronze - Equivalent	605	Bright Brass, Clear Coated
630	Satin Stainless Steel	606	Satin Brass, Clear Coated
		611	Bright Bronze, Clear Coated
		612	Satin Bronze, Clear Coated
		613	Dark Oxidized Satin Bronze, Oil Rubbed
		613L	Dark Oxidized Satin Bronze, Clear Coated
		618	Bright Nickel Plated
		619	Satin Nickel Plated
		625	Bright Chromium Plated
		629	Bright Stainless Steel
		722	Black Oxidized Bronze, Oil Rubbed

## Function

Function	Model	Description	Price	Option Price
Rim/SVR/CVR	910	Passage		
	950	Dummy		
	955	Classroom	\$625.00	\$651.00
	957	Nightlatch		
	959	Storeroom		
Mortise	9M10	Passage		
	9M50	Dummy	\$625.00	\$651.00
	9M55	Classroom		
	9M57	Nightlatch		
Electrified	9903	Fail Safe	\$1,029.00	\$1,055.00
	9905	Fail Secure		
Options	M60	Parabolic Escutcheon	Add \$78.00 per device	Add \$78.00 per device

## Ordering Example Details

- 133 Josef family lever
- 9M50 Dummy Trim; Mortise
- 625 Bright Chrome finish
- RHR Right Hand Reverse
- D214 2-1/4" Door Thickness
- M60 Parabolic Escutcheon Design (mechanical)



Trim Only					
Quantity	Trim/Function	Finish	Hand	Door Thickness	Option
24	1339M50	625	RHR	D214	M60



Corbin Russwin Architectural Hardware | 225 Episcopal Road | Berlin, CT 06037  
Phone 800-543-3658 | Fax 800-447-6714 | corbinrusswinMUSEO.com

ASSA ABLOY, the global leader in door opening solutions

Price List. 59

Revised - November 15, 2017

# Pushpad Exit Devices

ED5000 Series: Muséo Levers with 900 Series Escutcheon

# MUSÉO®

contemporary levers to complement the interior design of your next project

PIET



Parabolic Trim  
Standard Trim  
*Specify: M60*

629	Bright Stainless Steel
630	Satin Stainless Steel

### Function

<b>Rim/SVR/CVR</b>	910	Passage	\$659.00
	950	Dummy	
	955	Classroom	
	957	Nightlatch	
	959	Storeroom	
<b>Mortise</b>	9M10	Passage	\$659.00
	9M50	Dummy	
	9M55	Classroom	
	9M57	Nightlatch	
<b>Electrified</b>	9903	Fail Safe	\$1,047.00
	9905	Fail Secure	
<b>Options</b>	M60	Parabolic Escutcheon	Add \$78.00 per device



### Ordering Example Details

21M Piet Family Lever - Polished with Satin Insert  
 9M50 Dummy Trim; Mortise  
 293029 Lever Finish  
 Polished with satin stainless steel insert (630), polished stainless steel (629) shank and polished stainless steel (629) grip  
 629 Lock Finish  
 D214 2-1/4" Door Thickness  
 M60 Parabolic Escutcheon Design (mechanical)

Trim Only						
Quantity	Trim/Function	Lever Finish	Lock Finish	Hand	Door Thickness	Option
2	21M9M50	293029	629	RHR	D214	M60

**KEY SYSTEMS**
**PAGES**
**General Information:**

Standard Features: Keying, Keys, Pins	61
Keyway Availability	62
General Information	63
Policy	64
Construction Core Program	65
Keying, Stamping, Cut Keys	66
Bitting List	67
Key Wizard	68

**Key Blanks:**

Stamping, Standard, Pyramid, Access 3	69
Security Bow, Large Bow, Emergency Blanks, Emergency Master Key	70

**Access 3 AP Security Cylinders**

AP Fixed Core (Mortise/Rim), AP LFIC (Mortise/Rim)	71
AP LFIC, Fixed Core Component Cylinder, Deadlock Cylinder	72
AS Fixed Core (Mortise/Rim), AS LFIC (Mortise/Rim)	73
AS LFIC Core, AS Fixed Core Component Cylinder, AS Fixed Core Deadlock Cylinder	74
AHS Fixed Core (Mortise/Rim), AHS LFIC (Mortise/Rim)	75
AHS LFIC Core, AHS Fixed Core, Deadlock Cylinder, UL LFIC 6-Pin Housing (Mortise/Rim)	76

**Pyramid Cylinders:**

Fixed Core (Mortise/Rim)	77
Key-In-Lever/Knob High Security UL437 Listed	78
Interchangeable Core (Mortise/Rim)	79
Fixed Core (Mortise/Rim)	80
Key-In-Lever/Knob	81
Interchangeable Core (Mortise/Rim)	82

**Conventional Cylinders:**

Standard Mortise	83
Flexible Head Mortise, Concealed Shell Mortise	84
Special Function Mortise, Hotel Function Mortise, Brink Function Mortise	85
Non-Keyed Mortise, Thumbturn, Dummy, Rim Thumbturn Cylinders	86
Rim (.552 diameter Plug)	87
Key-In-Lever/Knob (.509 Plug), DL2200, DL3200 Series Cylindrical Deadlock	88
Key-In-Lever/Knob UT5200, CK4200, CK4400, G10, PL5000	89
Key-In-Lever/Knob (.552 dia Plug), Adams Rite 4025 Pull	90

**Interchangeable Core Cylinders:**

IC Mortise, Hotel Function IC Mortise	91
IC Rim, Core Only	92
LFIC Mortise Housing Only, LFIC Rim Housing Only	93
SFIC Mortise Housing Only, SFIC Rim Housing Only	94

**Security Cylinders:**

Standard Security Mortise	95
Special Function Security Mortise, Hotel, Blockout, Brink Function Cylinders	96
Security Rim	97
Security Key-In-Lever/Knob (.552 Plug)	98
Security Interchangeable Cylinders: IC Mortise, Hotel Function	99
Security Interchangeable Cylinders: IC Rim, Security Core	100

**Master Ring Cylinders:**

Standard Master Ring Cylinder	101
Flexible Head Master Ring Mortise	102
Master Ring Rim, CK4200 & UT5200 Series, Special Applications	103
Service Equipment	104

**Standard Features**

**Keying**

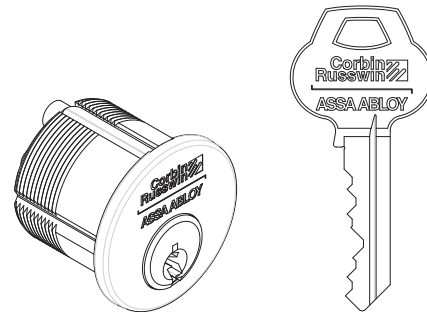
0-bitted except high security; random keying option offered at no charge

**Keys**

Two nickel silver keys

**Pins**

5-pin for 252, 752, 852 and A Class; all others furnished 6-pin



**Ordering Examples**

**Stock Order - Conventional Cylinder**

Quantity	Cylinder	Finish
25	1000	626

**Contract/Detailed Order - Conventional Cylinder**

Quantity	Keyset	Cylinder	Finish	Option
25	AA1	1000-138-A02-7	626	CKC2

**Stock Order - IC Cylinder**

Quantity	Cylinder	Finish
20	1080	626

**Contract/Detailed Order - IC Cylinder**

Quantity	Keyset	Cylinder	Finish	Misc.Option
4	AF3	1080-112-A04-7	606	CKC2

## Keyway Availability

Corbin Russwin keyways are separated into categories known as **Key Classes**, based on blade width and bitting dimensions. **Certain key blanks and cylinders are not available for certain key classes**, and notes to that effect appear in the catalog and price book. If you find a keyway exclusion notice and do not know the class of the keyway you need, refer to the list below.

Some keyways listed here are *inactive*. They remain available to support existing systems, but no *new systems* are generated on them.

Keyway	Remarks
26	Discontinued
27 Series	X Class (28 and 29 are inactive)
57 Series	X Class
59 Series	Z Class
60	Z Class
67 Series	X Class (68 and 69 are inactive)
70	Z Class
77 Series	X Class (77 and 78 are inactive)
97 and 99	X Class
252	852 Class (inactive)
752	752 Class (inactive)
852	852 Class (inactive)
981, 982, 983	981 Class (inactive)
A1 thru A24	A Class (inactive)
Access 3	Access 3
AR, BR, BL	X Class
D1 thru D4	DH Class
G	852 Class (inactive)
H1 thru H8	DH Class
L1 thru L4	Z Class (L2 formerly CCL)
N1 thru N28	N Class (inactive)
Pyramid	Pyramid
Protected	DH or Z Class
Restricted	DH or Z Class

## Keyway Name Changes

All Multiplex Keyways using letters with numbers are now standardized to have the letter first and number last. Also, keyway designation will no longer include the number of pins. K and Z designations are being replaced by the more common N and A Series, respectively. 960 and 970 Series are replaced by the more common 980 Series. Only the following Russwin® older keyways are affected:

Old Designation	Pins	New Designation
1N thru 28N	6	N1 thru N28
1K thru 28K	5 or 7	N1 thru N28
1A thru 24A	5	A1 thru A24
1Z thru 24Z	6	A1 thru A24
961, 962, 963	6	981, 982, 983
971, 972, 973	7	981, 982, 983

<b>Category</b>	<b>Description</b>	<b>Price</b>
Stock L4	Keyway used for stock orders and limited keying systems.	No Charge
Standard (see list at left)	Keyways in general use for keying systems.	No Charge
Restricted (not published)	Selective keyways for use in new and existing keying systems.	No Charge
Protected	Notice of Acceptance showing facilities name, address and contact information must be submitted to key records before orders can be processed. Key system administration approval required prior to processing of order.	No Charge
Pyramid	One of Corbin Russwin's line of high security cylinders	See Pyramid pages 75-80
Security	Old Emhart®/Security cylinders.	For existing systems only
Access 3	Corbin Russwin's highest level of key control.	See pages 69-74

## Key Systems Security Policy

The purpose of this security policy is to enforce our policies Access 3, Pyramid, Security, Protected & Restricted keyway product, including key system information.

No master key system information or security related product is to be given or sold to anyone other than the facility owner through written correspondence. Verification must be submitted (fax copy will be acceptable) to Key Systems Administration. The verification must be on the facility's letterhead and signed by a facility authorized systems administrator. Key Systems Administration does not maintain "Letters of Authorization" on file. Each order must be accompanied by proper authorization. Only after the authorization has been verified will the order be processed for production.

Also includes:

- Bitting information (even one bitting, absolutely no top-level master keys)
- Bitting lists (all formats; i.e., hard copy, disc)
- Key blanks and systems components for Access 3, Pyramid, protected and security cylinder systems.

Please note:

- No orders are to be processed through Key Systems Administration without proper authorization.
- Only orders with appropriate authorization attached will be given priority.
- Requests for systems information without proper authorization from the owner will be denied.
- Requests for information regarding the purchase of any systems support products as listed above will be referred to the local authorized sales agency.
- Refer to the current price lists for additional policies and procedures as they relate to this security policy.

Remember:

The purpose for the establishment of any security system is to provide an increased level of protection for the Facility owner.

## Construction Core Program

### How To Order

Use Quick Code CT6 for 6-PIN, CT7 for 7-PIN, and CTP for Access 3, Pyramid IC products. Use a separate purchase order or line item to order the permanent systems' core.

### Cut Keys

Specify the required number of change keys and control keys on the order. Two control keys are provided at no charge. Two change keys are provided at no charge for the first 20 units ordered. One additional change key is provided for every 10 additional units at no charge.

Examples: 25 units provide 2 operating keys; 30 units provide 3; 100 units provide 10. Additional keys will be invoiced at the prevailing cut key price.

### How To Return Cores

Contact your Customer Service Representative for a Returned Goods Authorization.

Provide the factory order number and year of the original order. Credit is issued for all cores returned in good operating condition, based on the price of a standard 6- or 7-pin core at the time of the original order.

Applicable discounts to the original unit are applied to the returned core.

Current pricing is as follows:	Price
6-PIN CONSTRUCTION CORE: (e.g. 8000-CT6) returned for credit	\$71.00
7-PIN CONSTRUCTION CORE: (e.g. 8000-CT7) returned for credit	\$73.00

## How To Price

Use Quick Code charts in lockset and exit device price sections.

1 ea. Lockset	ML2051 NSA 626	\$745.00	List Price
x Construction Core	CTP	\$59.00	List Price
		\$804.00	Subtotal
	Less 50/25% discount	\$301.50	Subtotal Net Price
1 ea. Pyramid Permanent Core	8027 x 626	\$99.00	List Price
	Less 50% discount	\$49.50	Net Price
		\$351.00	Subtotal Net Price
Return Construction Core	8000 Construction Core	\$59.00	List Price
	Less 50/25% discount	\$22.12	(Credit - RGA from factory)
		\$328.88	Your Total Cost



**Masterkey Service Fee:**

The value-added service of a customized masterkey security solution is provided when requested for a nominal charge with the purchase of complete Corbin Russwin keyed locking devices. In addition to the standard masterkeying charge, a masterkey service charge will be assessed, based on quantity, cylinder type, key system type, for an order that includes only Corbin Russwin cylinders or cores for use in non- Corbin Russwin manufactured locking devices for which Corbin Russwin has an equivalent.

### Keying

Description	Specify Quick Code	Add or Deduct
Keyed random <sup>3</sup>	KR	No Charge
Masterkey Service Fee. Applies to cylinders not being installed in Assa Abloy products		Consult Factory
Master keyed (all cylinders except 8000, 8020, 8027 IC, 8500, 8600, 8700 core)	specify keyset	Add \$16.00 per cylinder
Master keyed Pyramid (except 8020, 8027 IC core)	specify keyset	Add \$16.00 per cylinder
Master keyed Access 3 (except 8500, 8600, 8700 IC core)	specify keyset	Add \$16.00 per cylinder
Master keyed Security (including IC cylinder and core)	specify keyset	Add \$16.00 per cylinder
Master keyed (8000, 8020, 8027 IC core 8500, 8600, 8700)	specify keyset	No Charge
Master keyed to customer bittings or sample key	specify keyset	Add \$16.00 per cylinder
Construction master keyed <sup>1,2</sup>	CMK	Add \$16.00 per cylinder
Temporary Construction core, 6-pin (Red, Blue or Green) including Access 3 AP & AS	CT6R, CT6B, CT6G	No Charge
Temporary Construction core, 7-pin (Red, Blue or Green)	CT7R, CT7B, CT7G	No Charge
Temporary Construction core, 6-pin (Red, Blue or Green) Access 3 AHS	CT6AHR, CT6AHB, CT6AHG	No Charge
Temporary Construction core, Access 3 Pyramid	CTP	No Charge
Temporary Disposable core <sup>7</sup>	CT6D, CT7D, CTPD	No Charge
Small Format Temporary Disposable Cores <sup>7</sup>	CTSD	No Charge
Uncombined (Access 3, Pyramid, Security fixed and IC core) <sup>8</sup>	UC	Deduct \$8.00
Uncombined (conventional 8000 IC core) <sup>8</sup>	UC	Deduct \$2.00
Bump-Resistant Cylinder; Standard on Access 3 except LFIC	BRP	Add \$23.00 per cylinder
More than 2 keys per lock	KY# (e.g., KY6)	See Cut Keys Section Below

### Stamping

Visual key control (VKC)		
- No stamping	VKC0	\$4.50
- Keys only	VKC1	No Charge
- Cylinders and Keys <sup>4</sup>	VKC2	\$8.00
- Cylinders only <sup>4</sup>	VKC3	\$8.00
Concealed key control (CKC)		
- CKC cylinders with VKC keys	CKC2	\$8.00
- CKC cylinders only <sup>4</sup>	CKC3	\$8.00
DO NOT DUPLICATE	Order by number	see pages 69-74
End user custom die stamps* for key bows <sup>6</sup>		\$4.00
Other stamping on keys or cylinders <sup>6</sup> (Up to 7 characters on cylinders)		\$3.00 per character

\* For development of custom key stamp add one-time charge of \$840.00<sup>6</sup>. Dies property of Corbin Russwin.

### Cut Keys

	Conventional Keyway <sup>5</sup> Restricted Keyway		Protected Keyway		Security Keys	Pyramid Keys	Access 3		
	10 Series Bow	50 Series Bow	10 Series Bow	50 Series Bow	KB90 or KB92	KB28	AP	AS	AHS
Extra cut change keys with lockset/cylinder	\$5.30	\$5.80	\$6.30	\$6.70	\$19.50	\$10.30	\$5.20	\$10.30	\$10.30
Cut change keys without lockset/cylinder	\$11.00	\$11.50	\$12.00	\$12.40	\$19.50	\$15.00	\$11.00	\$16.10	\$16.10
Cut master keys (all levels) and control keys with or without lockset/cylinder	\$11.00	\$11.50	\$12.00	\$12.40	\$19.50	\$15.00	\$11.00	\$16.10	\$16.10
Cut construction master keys with or without lockset/cylinder	\$11.00	\$11.50	\$12.00	\$12.40	N/A	N/A	\$11.00	\$16.10	NA

Note: Two (2) cut change keys are provided per lockset or cylinder at no charge. Keyblanks cannot be substituted for cut keys. For keys with bows other than 10 and 90, specify "KB" + number as Quick Code, e.g. KB12. KB92 cannot be furnished with VKC or other markings. Cylinders pinned directly to GMK or MK level keys do not include cut keys. Please order GMK and MK keys separately.

**Notes:**

1. CMK Construction master keying charge is in addition to master keying charge.
2. CMK Construction master keying is not available in Pyramid or Security series.
3. Access 3 and Pyramid series is not available keyed random or 0-bitted.
4. VKC2, VKC3 is not available in Access 3, Pyramid or Security series.
5. Conventional cut change keys are furnished standard with key section, system type and bitting number.
6. Discount 50% only.
7. Disposable cores ordered separately - \$37.00 per set. Sold in multiples of 10 sets.
8. Keys, springs, and spring covers not included.

<b>Presentation Keys</b>		<b>Discount 50% Only</b>
Specify:	Key Symbol; Plating (nickel is standard); Stamping; Bow, if available for key class	
Standard Bow:	51 for all except below	
	90 for Security series	Nickel Plated \$112.00
	10 for 6PIN 852 & A Class keys	Gold Plated \$215.00

### Bitting Lists

A letter of authorization from the end user is required to release a copy of the bitting lists for a factory established system. To protect the security of keying systems, bitting lists will only be sent to the end user or his designated agent, via Certified Mail Return Receipt Requested or UPS AOD. Copies will not be transmitted via fax. The complete name and address where the bitting list is to be sent must be indicated on the letter of authorization and on the purchase order.

Master key system bitting lists will not be created by Corbin Russwin Key Systems Administration unless the request is accompanied by an order for factory keyed product. Corbin Russwin releases all liabilities for cylinders not pinned to factory master key systems.

<b>Number of Bittings</b>	<b>Discount 50% Only</b>
1-50	\$195.00
51-200	\$299.00
201-1000	\$399.00
1001-3000	\$503.00
3001-6000*	\$588.00
6001-9000*	\$873.00
Over 9000*	Consult Key Systems Administration

\*Lead times may vary; consult Key Systems Administration

**NOTE:** Bitting Lists requested for keysets ordered with factory keyed product for either a new or existing system will be provided at no charge, except when KeyWizard® disc requested. For existing system pricing above will apply. For new system see page 50.

- Additional Bittings or P.O.'s for Bitting Lists Only – **EXISTING MASTER KEY GROUPS**  
Up to 10 **total** for keysets tied to **existing** master key groups will be provided at no charge  
11 or more bittings will be charged per above chart
- Additional Bittings or P.O.'s for Bitting Lists Only – **NEW MASTER KEY GROUPS**  
Regardless of the quantity being requested, will be charged per above chart

**Bitting lists will be billed at 50% off of list price – No additional discounts will apply.**

These prices are for a hierarchial Master Key system with no cross-keying of selected keys.  
For special requirements or for systems prior to 1999, consult Key Systems Administration for a quote.

Corbin Russwin releases all liabilities for cylinders not pinned to factory master key systems.

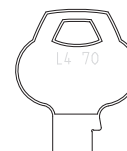
**Masterkey Service Fee:**

The value-added service of a customized masterkey security solution is provided when requested for a nominal charge with the purchase of complete Corbin Russwin keyed locking devices. In addition to the standard masterkeying charge, a masterkey service charge will be assessed, based on quantity, cylinder type, key system type, for an order that includes only Corbin Russwin cylinders or cores for use in non- Corbin Russwin manufactured locking devices for which Corbin Russwin has an equivalent.

<b>Key Management Software</b>		<b>Discount 50% Only</b>
Key Wizard® - Special online ordering procedures - contact customer service for more information		
Single Version - Order part number 68092		\$1,170.00
Network Version - Order part number 68093		\$1,375.00
Upgrade from Single Version to Network Version - Order part number 68095		\$707.00
Corbin Russwin factory key system formatted for importing to KeyWizard®. For existing systems, see Bitting Lists pricing on page 65. Note: Not available for key systems established prior to 1999. May not be available for systems since 1999. Consult Key Systems Administration for eligibility of system.		\$549.00
<b>Key Systems Administration</b>		
Customer bittings and sample keys 1,2,3,4,5		Add \$16.00 per cylinder <b>(Discount of 50% only)</b>
<p>Notes:</p> <ol style="list-style-type: none"> <li>1. This charge is for keying to customer supplied bittings only.</li> <li>2. All cylinders requested to be keyed to combinations not supplied by Corbin Russwin will be subject to this charge.</li> <li>3. Corbin Russwin releases all liabilities, including key interchange, to systems generated by customer-supplied bittings and/or sample keys that are supplied by others.</li> <li>4. Purchase orders with customer-supplied bittings or sample keys not meeting Corbin Russwin's specifications will be processed 0-bitted in the specified keyway and exempt from upcharge.</li> <li>5. Master keying or CMK charges not included.</li> </ol> <p><b>Disclaimer</b> Corbin Russwin reserves the right to release total liability of any factory generated master key system which incorporates cross keying, both controlled and uncontrolled. A master key system incorporating cross keying yields less security and jeopardizes system expansion.</p>		
Cross Keying		No Charge
<p><b>Controlled Cross Keying:</b> A condition in which two or more different keys of the same level of keying and under the same higher level key(s) operate one cylinder by design; e.g., XAA1 operated by AA2.</p> <p><b>Uncontrolled Cross Keying:</b> A condition in which two or more different keys under different higher-level keys operate one cylinder by design; e.g., XAA1 operated by AB, AB1.</p>		

**Stamping Key Section on Key Blanks**

Key blanks are furnished standard with no key section ID. When so specified, key blanks can be stamped with the key section at no charge. The minimum quantity for this service is a box of 50 key blanks



**Standard Bow, Nickel Silver (Order in multiples of 50)**



Coined Logo	Plain Both Sides	DO NOT DUPLICATE	US PROPERTY DO NOT DUPLICATE	RESTRICTED DO NOT DUPLICATE	Price Each		
					Standard Single Section	Restricted Single Section	Standard and Restricted Multi-Section**
(X1, Z1, R)*	(X4, Z4, P)*	(X5, Z5, P5)*	(X6, Z6, P6)*				
xx-5PIN-10	xx-5PIN-11	xx-5PIN-12	xx-5PIN-13	xx-5PIN-19	\$2.20	\$2.35	\$2.50
xx-6PIN-10	xx-6PIN-11	xx-6PIN-12	xx-6PIN-13	xx-6PIN-19			
xx-7PIN-10	xx-7PIN-11	xx-7PIN-12	xx-7PIN-13	xx-7PIN-19	\$2.27	\$2.42	\$2.52

\*(Old Reference)  
 \*\*Multi-section keys enter more than one keyway; eg. D12, H41, 2852, 9812, 59A, 57AD, 067, etc.  
 † Protected keyway keys will be stamped "Restricted"

**Pyramid (Available in quantities of 10, 25, 50 and multiples of 50)**

Standard bow furnished for all Pyramid Keys.



Key Blank Number	Description	Price Each
XX-7PIN-28	Single section	\$7.40
	Multi-section	\$14.00

**Access 3**



Key Blank Number	Description	Price Each
6PIN-38-AP	Standard key blanks for AP cylinders	\$3.90
6PIN-38-AS	Standard key blanks for AS & AHS cylinders	\$7.40

**Security Bow No other shape for security keys. (Order in multiples of 50)**

Not Available for 252, 752, 852, A, N, or X Class keys.  
Inactive, for existing systems only.



Coined Logo	Plain Both Sides	DO NOT DUPLICATE	US PROPERTY DO NOT DUPLICATE	RESTRICTED DO NOT DUPLICATE	Price Each
xx-6PIN-90	xx-6PIN-91	xx-6PIN-92	xx-6PIN-93	xx-6PIN-99	\$7.40
xx-7PIN-90 for hotel EMK					\$9.60

**Large Bows (Order in multiples of 50)**

Large Not Available for 252, 752, 852 or A Class keys.



Plain Both Sides	DO NOT DUPLICATE	US PROPERTY DO NOT DUPLICATE	RESTRICTED DO NOT DUPLICATE	Price Each	PROTECTED DO NOT DUPLICATE	Price Each
(Y4 and S)	(Y5 and S5)	(Y6 and S6)				
xx-5PIN-51	xx-5PIN-52	xx-5PIN-53	xx-5PIN-59	\$3.50	xx-5PIN-59	\$5.30
xx-6PIN-51	xx-6PIN-52	xx-6PIN-53	xx-6PIN-59		xx-6PIN-59	
xx-7PIN-51	xx-7PIN-52	xx-7PIN-53	xx-7PIN-59		xx-7PIN-59	

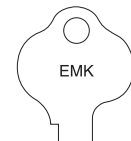
**Emergency Key Blanks for Hotel Function Access 3 Cylinder**

Description	Key Number	Price Each
Emergency key for mortise AP cylinders	6PIN-38-E2-AP	\$5.40
Emergency key for mortise AS & AHS cylinders	6PIN-38-E2-AS	\$7.60
Emergency key for key-in lever AP cylinders	6PIN-38-E6-AP	\$5.40
Emergency key for key-in lever AS & AHS cylinders	6PIN-38-E2-AS	\$7.60

**Emergency Master Key Blanks for Hotel Function Cylinder (Order in multiples of 10)**

Non-IC mortise cylinder use 7PIN blanks, as already listed: xx-7PIN-51 & xx-7PIN-90. (Order in multiples of 50)

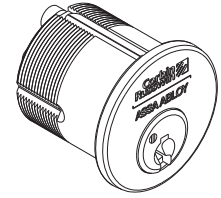
Not Available for 252, 752, 852 or A Class keys.



Lockset	EMK Blank	Price Each
IC Mortise	xx-6PIN-51-E1	\$5.40
IC Mortise, Security	xx-6PIN-90-E1	\$7.60
CK4229, including IC; CK4429	xx-6PIN-51-E4	\$5.40
CK4229 Security, Including IC	xx-6PIN-90-E4	\$7.60
CL3329, CL3429, CL3629 6PIN, Including IC	xx-6PIN-51-E8	\$5.40
CL3329, CL3429, CL3629 7PIN, Including IC	xx-7PIN-51-E8	\$5.40
1400/4300 and 5600/3300 Series	xx-6PIN-51-E5	\$6.40

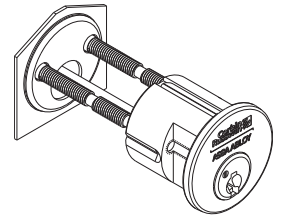
**Mortise Cylinder**

Cylinder Number	Description	Finish: 605, 606, 611, 612, 613, 613E, 618, 619, 622, 625, 626, 629, 630, 722
1500-114	ML2000 Series mortise locks (including electrified and EAC devices)	\$83.00
1500-114	DL3000 and DL4100 deadlocks	
1500-112	ED5600, ED6600 and ED7600 exit devices	
1500-134	All ED5000 cylinder dogging, alarm units, delayed egress cylinders	
1501-114-A01	AP Hotel Mortise Cylinder	\$119.00



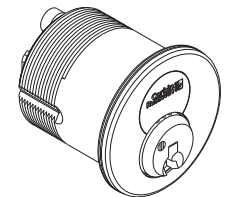
**Rim Cylinder**

Cylinder Number	Description	Finish: 605, 606, 611, 612, 613, 613E, 618, 619, 622, 625, 626, 629, 630, 722
3500-058	5/8" tailpiece	\$83.00
3500-138	1-3/8" M61 & M62 option for ED8200 and obsolete ED9200 exit device alarms; ED5202(A) inside cylinder	
3500-200	2" tailpiece	
3500-200N	2" ED4000/ED5000 night latch function	
3500-200V	2" vertical tailpiece	\$85.00
3500-312	3-1/2" tailpiece	
3500-312V	3-1/2" vertical tailpiece	



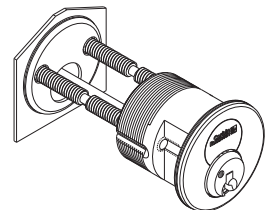
**AP LFIC - Mortise Cylinder**

Cylinder Number	Description	Finish: 605, 606, 611, 612, 613, 613E, 618, 619, 622, 625, 626, 629, 630, 722
1580-114	ML2000 Series mortise locks (including electrified and EAC devices)	\$154.00
1580-138	DL3000 and DL4100 deadlocks	\$157.00
1580-112	ED5600, ED6600 and ED7600 exit devices	
1580-134	All ED5000 cylinder dogging, alarm units, delayed egress cylinders	\$165.00



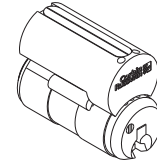
**AP LFIC - Rim Cylinder**

Cylinder Number	Description	Finish: 605, 606, 611, 612, 613, 613E, 618, 619, 622, 625, 626, 629, 630, 722
3580-058	5/8" tailpiece	\$154.00
3580-114	1-1/4" M61 & M62 option for ED8200 and ED9200 exit device alarms	
3580-178	1-7/8" tailpiece	
3580-178V	1-7/8" vertical tailpiece	
3580-318	3-1/8" tailpiece	\$156.00



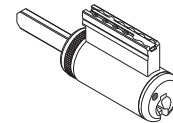
### AP LFIC Core

Cylinder Number	Description	Finish: 605, 606, 611, 612, 613, 613E, 618, 619, 622, 625, 626, 629, 630, 722
8500	All Corbin Russwin LFIC cylinders	\$71.00



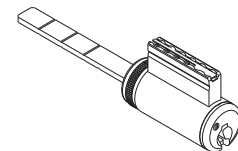
### AP Fixed Core Component Cylinder

Cylinder Number	Description	Finish: 606, 626
2500-031	CL3100 Series Vandal Resistant, CK4300 Knob	\$76.00
2500-033	CL3300, CL3500, CL3600 (June 2000 and after), CL3800, Lever Trim - A6/N6/PR6	
2500-033H	G10 Exit Device Knob Trim	
2500-037	CL3700 Lever, CK4700 Knob	
2500-039	CL3900	
2500-039L	CL3900 Lever (2" and 2-1/4" Thick Door)	
2500-044	CK4400	
2500-052	CK4200/UT5200	



### AP Fixed Core Deadlock Cylinder

Cylinder Number	Description	Finish: 606, 626
4500-134-A51	DL2200/DL3200 Series	\$76.00
4500-134-A52		
4500-214-A52		

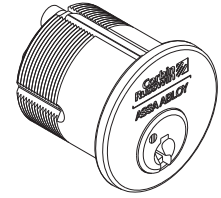


### AP Fixed Core Hotel Cylinder

Cylinder Number	Description	Finish: 606, 626
2501-031	CL3100 Series Vandal Resistant	\$90.00
2501-034	CL3300	

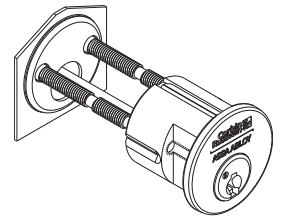
**AS Fixed Core - Mortise Cylinder**

Cylinder Number	Description	Finish: 605, 606, 611, 612, 613, 613E, 618, 619, 622, 625, 626, 629, 630, 722
1600-114	ML2000 Series mortise locks (including electrified and EAC devices)	\$132.00
1600-138	DL3000 and DL4100 deadlocks	
1600-112	ED5600, ED6600 and ED7600 exit devices	\$142.00
1600-134	All ED5000 cylinder dogging, alarm units, delayed egress cylinders	



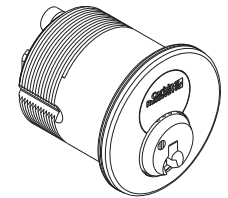
**AS Fixed Core - Rim Cylinder**

Cylinder Number	Description	Finish: 605, 606, 611, 612, 613, 613E, 618, 619, 622, 625, 626, 629, 630, 722
3600-058	5/8" tailpiece	\$132.00
3600-138	1-3/8" M61 & M62 option for ED8200 and obsolete ED9200 exit device alarms; ED5202(A) inside cylinder	
3600-200	2" tailpiece	
3600-200N	2" night latch function	
3600-200V	2" vertical tailpiece	
3600-312	3-1/2" tailpiece	\$134.00
3600-312V	3-1/2" vertical tailpiece	



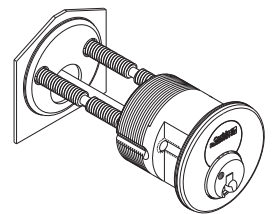
**AS LFIC - Mortise Cylinder**

Cylinder Number	Description	Finish: 605, 606, 611, 612, 613, 613E, 618, 619, 622, 625, 626, 629, 630, 722
1680-114	ML2000 Series mortise locks (including electrified and EAC devices)	\$203.00
1680-138	DL3000 and DL4100 deadlocks	\$206.00
1680-112	ED5600, ED6600 and ED7600 exit devices	
1680-134	All ED5000 cylinder dogging, alarm units, delayed egress cylinders	\$214.00



**AS LFIC - Rim Cylinder**

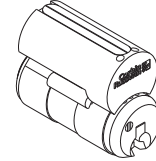
Cylinder Number	Description	Finish: 605, 606, 611, 612, 613, 613E, 618, 619, 622, 625, 626, 629, 630, 722
3680-058	5/8" tailpiece	\$203.00
3680-114	1-1/4" M61 & M62 option for ED8200 and ED9200 exit device alarms	
3680-178	1-7/8" tailpiece	
3680-178V	1-7/8" vertical tailpiece	
3680-318	3-1/8" tailpiece	
		\$205.00





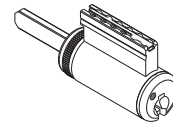
**AS LFIC Core**

Cylinder Number	Description	Finish: 605, 606, 611, 612, 613, 613E, 618, 619, 622, 625, 626, 629, 630, 722
8600	All Corbin Russwin LFIC Cylinders	\$120.00



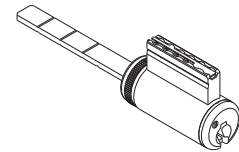
**AS Fixed Core Component Cylinder**

Cylinder Number	Description	Finish: 606, 626
2600-031	CL3100 Series Vandal Resistant, CK4300 Knob	\$125.00
2600-033	CL3300, CL3500, CL3600 (June 2000 and after), CL3800, Lever Trim - A6/N6/PR6	
2600-033H	G10 Exit Device Knob Trim	
2600-037	CL3700 Lever, CK4700 Knob	
2600-039	CL3900	
2600-039L	CL3900 Lever (2" and 2-1/4" Thick Door)	
2600-044	CK4400	
2600-052	CK4200/UT5200	



**AS Fixed Core Deadlock Cylinder**

Cylinder Number	Description	Finish: 606, 626
4600-134-A51	DL2200/DL3200 Series	\$125.00
4600-134-A52		
4600-214-A52		

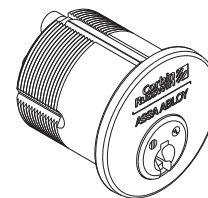


**AS Fixed Core Hotel Cylinder**

Cylinder Number	Description	Finish: 606, 626
2601-031	CL3100 Series Vandal Resistant	\$139.00
2601-034	CL3300	

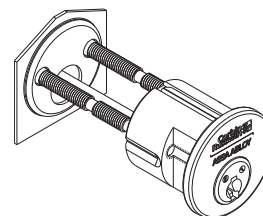
### AHS Fixed Core - Mortise Cylinder

Cylinder Number	Description	Finish: 605, 606, 611, 612, 613, 613E, 618, 619, 622, 625, 626, 629, 630, 722
1700-114	ML2000 Series mortise locks (including electrified and EAC devices)	\$152.00
1700-138	DL3000 and DL4100 deadlocks	
1700-112	ED5600, ED6600 and ED7600 exit devices	\$162.00
1700-134	All ED5000 cylinder dogging, alarm units, delayed egress cylinders	



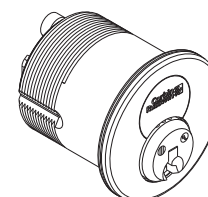
### AHS Fixed Core - Rim Cylinder

Cylinder Number	Description	Finish: 605, 606, 611, 612, 613, 613E, 618, 619, 622, 625, 626, 629, 630, 722
3700-058	5/8" tailpiece	\$152.00
3700-138	1-3/8" M61 & M62 option for ED8200 and obsolete ED9200 exit device alarms; ED5202(A) inside cylinder	
3700-200	2" tailpiece	
3700-200N	2" night latch function	
3700-200V	2" vertical tailpiece	
3700-312	3-1/2" tailpiece	\$154.00
3700-312V	3-1/2" vertical tailpiece	



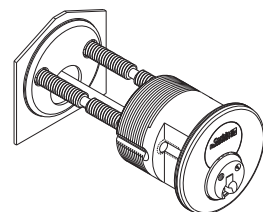
### AHS LFIC - Mortise Cylinder

Cylinder Number	Description	Finish: 605, 606, 611, 612, 613, 613E, 618, 619, 622, 625, 626, 629, 630, 722
1788-114	ML2000 Series mortise locks (including electrified and EAC devices)	\$223.00
1788-138	DL3000 and DL4100 deadlocks	\$226.00
1788-112	ED5600, ED6600 and ED7600 exit devices	
1788-134	All ED5000 cylinder dogging, alarm units, delayed egress cylinders	\$234.00



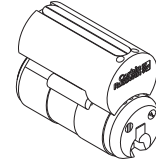
### AHS LFIC - Rim Cylinder

Cylinder Number	Description	Finish: 605, 606, 611, 612, 613, 613E, 618, 619, 622, 625, 626, 629, 630, 722
3788-058	5/8" tailpiece	\$223.00
3788-114	1-1/4" M61 & M62 option for ED8200 and ED9200 exit device alarms	
3788-178	1-7/8" tailpiece	
3788-178V	1-7/8" vertical tailpiece	
3788-318	3-1/8" tailpiece	\$225.00



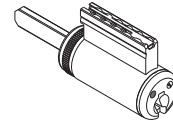
### AHS LFIC Core

Cylinder Number	Description	Finish: 605, 606, 611, 612, 613, 613E, 618, 619, 622, 625, 626, 629, 630, 722
8700	All Corbin Russwin LFIC cylinders	\$140.00



### AHS Fixed Core Component Cylinder

Cylinder Number	Description	Finish: 606, 626
2700-031	CL3100 Series Vandal Resistant, CK4300 Knob	\$145.00
2700-033	CL3300, CL3500, CL3600 (June 2000 and after), CL3800, Lever Trim - A6/N6/PR6	
2700-033H	G10 Exit Device Knob Trim	
2700-037	CL3700 Lever, CK4700 Knob	
2700-039	CL3900	
2700-039L	CL3900 Lever (2" and 2-1/4" Thick Door)	
2700-044	CK4400	
2700-052	CK4200/UT5200	

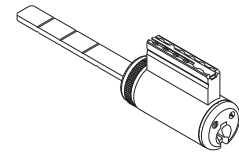


### AHS Fixed Core Hotel Cylinder

Cylinder Number	Description	Finish: 606, 626
2701-031	CL3100 Series Vandal Resistant	\$159.00
2701-034	CL3300	

### AHS Fixed Core Deadlock Cylinder

Cylinder Number	Description	Finish: 606, 626
4700-134-A51	DL2200/3200 Series	\$145.00
4700-134-A52		
4700-214-A52		



### UL LFIC 6-Pin Mortise Housing

Cylinder Number	Description	Finish: 605, 606, 611, 612, 613, 613E, 618, 619, 622, 625, 626, 629, 630, 722
1078-114	ML2000 Series mortise locks (including electrified and EAC devices)	\$83.00
1078-138	DL3000 and DL4100 deadlocks	\$86.00
1078-112	ED5600, ED6600 and ED7600 exit devices	
1078-134	All ED5000 cylinder dogging, alarm units, delayed egress cylinders	\$94.00

### UL LFIC 6-Pin Rim Housing

Cylinder Number	Description	Finish: 605, 606, 611, 612, 613, 613E, 618, 619, 622, 625, 626, 629, 630, 722
3078-058	5/8" tailpiece	\$83.00
3078-114	1-1/4" M61 & M62 option for ED8200 and ED9200 exit device alarms	
3078-178	1-7/8" tailpiece	
3078-178V	1-7/8" vertical tailpiece	
3078-318	3-1/8" tailpiece	

**Fixed Core Mortise**

7-Pin - No Cross Keying - Furnished standard with 610502 solid recessed collar unless otherwise indicated.  
High Security UL437 Listed.

**Cylinder Number Example**

To simplify ordering, options designated "standard" may be omitted from the ordering sequence.



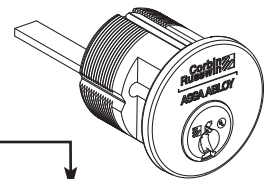
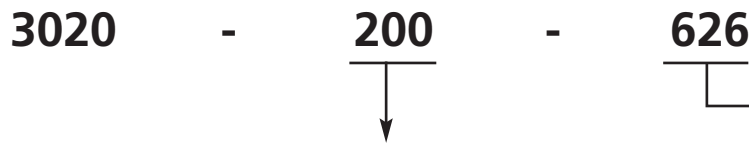
Length		Cam	Finish	
114	(1-1/4")	A01	605	619
		A02	606	622
112	(1-1/2")	A03	611	625
		A04	612	626
		A05	613	629
		A06 <sup>2</sup>	613E	630
			618	722
		A07		
		A62		
		A92		
		A93 <sup>1</sup>		
		For Obsolete Corbin® 610 Series and Russwin®1403 Series Deadlock		
Cylinder No.			Price	
1020-114			\$167.00	

Notes: 1. Add \$2.00 per cylinder for A93 cam  
2. Add \$5.00 per cylinder for A06 cam

**Fixed Core Rim**

7-Pin - No Cross Keying - Furnished standard with 422F88 surface mount collar unless otherwise indicated.  
High Security UL437 Listed.

**Cylinder Number Example**

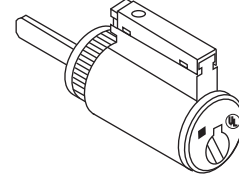


Tailpiece Length	Finish	
058 - 5/8"	605	619
138 - 1-3/8" M61 & M62 option for ED8200 and obsolete ED9200 exit device alarms	606	622
200 - 2"	611	625
200N - 2" ED4000/ED5000 Night Latch Function	612	626
200V - 2" vertical	613	629
312 - 3-1/2"	613E	630
312V - 3-1/2" vertical	618	722
Cylinder Number	Price	
3020 - _____	\$167.00	

**Key-In-Lever/Knob**

7-Pin - No Cross Keying

**High Security UL437 Listed**



Cylinder Number	Used for	Finish: 606, 626
2020-031	CL3100 Lever, CK4300 Knob	\$158.00
2020-033	CL3300, CL3500, CL3800 [CL3600 (June 2000 and after)], A6, N6, PR6 Exit device trim	
2020-033H	G10 Exit device trim	
2020-034	CL3400, [CL3600 (prior to June 2000)], A5, N5 obsolete ED8000 trims	
2020-037	CL3700 Lever, CK4700 Knob	
2020-038	CL3800 Lever	
2020-039	CL3900 Lever	
2020-039L	CL3900 Lever (2" - 2-1/4" door)	
2020-051	G3 Exit Device Knob Trim	
2020-052	CK4200 Knob, UT5200 Knob and Lever	
4420-134-A51	DL2200, DL3200 Cylindrical Deadlock	
4420-134-A52	DL2200, DL3200 Cylindrical Deadlock	
4420-214-A52	DL2200, DL3200 Cylindrical Deadlock	

**Key-In-Lever/Knob**

For Other Manufacturers' Products

**High Security UL437 Listed**


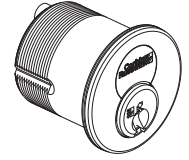
Cylinder Number	Used for	Finish: 606, 626
2220-001-P21	Alarm Lock DL2500 Series	\$160.00
	Arrow® H Series Knobs and Levers	
	Arrow Q Series Levers	
	Sargent® 10 line (Enlarge Lever Hole)	
	Schlage® D Series Levers	
2220-002-P21	Schlage D Series Knobs	\$160.00
2220-001-P22	Schlage AL and ND Series Levers	
2220-002-P22	Schlage A Series Knobs (PLY, etc.)	
2220-002-P23	Schlage A Series Knob (ORB only)	

**IC Mortise**

7-Pin - No Cross Keying - Furnished standard with 610F02 solid recessed collar unless otherwise indicated.

**Cylinder Number Example**

To simplify ordering, options designated "standard" may be omitted from the ordering sequence.



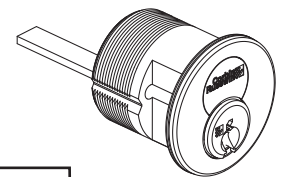
Length		Cam		Finish	
114	1-1/4"	A01	Cloverleaf (standard)	605	619
138	1-3/8"	A02	Straight	606	622
112	1-1/2"	A03	Adams Rite® MS & DL3000	611	625
134	1-3/4"	A04	DL4000 Deadlock	612	626
		A05	Adams Rite® 4070	613	629
		A06 <sup>2</sup>	Schlage® L9000	613E	630
		A07	DL4100 Series Deadlock	618	722
		A62	Straight		
		A92	Exit Grip 01, 02		
		A93 <sup>1</sup>	For Obsolete Corbin® 610 Series and Russwin® 1403 Series Deadlock		
Cylinder Number				Price	
1030-114				\$235.00	

Notes: 1. Add \$2.00 per cylinder for A93 cam.  
2. Add \$5.00 per cylinder for A06 cam.

**IC Rim**

7-Pin - No Cross Keying - Furnished standard with 422F88 surface mount collar unless indicated.

**Cylinder Number Example**



Tailpiece Length	Finish	
058 - 5/8"	605	619
114 - 1-1/4" M61 & M62 option for ED8200 and ED9200 exit device alarms	606	622
178 - 1-7/8"	611	625
178V - 1-7/8" vertical	612	626
318 - 3-1/8"	613	629
	613E	630
	618	722
Cylinder Number	Price	
3030-_____	\$235.00	

**Pyramid Core Only**

Cylinder Number	Price
8020	\$152.00

Note: For mortise and rim housing only, see page 91.

**Fixed Core Mortise**

7-Pin - No Cross Keying - Furnished standard with 605F43 spring collar unless otherwise indicated.

**Cylinder Number Example**

To simplify ordering, options designated "standard" may be omitted from the ordering sequence.

**1027 - 114 - A01 - 626**



Length		Cam	Finish	
114	(1-1/4")	A01	605	619
		A02	606	622
112	(1-1/2")	A03	611	625
		A04	612	626
		A05	613	629
		A06 <sup>2</sup>	613E	630
		A07	618	722
		A62		
		A92		
		A93 <sup>1</sup>		
<b>Cylinder Number</b>			<b>Price</b>	
1027-114			\$138.00	

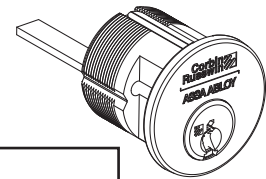
- Notes: 1. Add \$2.00 per cylinder for A93 cam.  
2. Add \$5.00 per cylinder for A06 cam.

**Fixed Core Rim**

7-Pin - No Cross Keying - Furnished standard with 422F88 surface mount collar unless otherwise indicated.

**Cylinder Number Example**

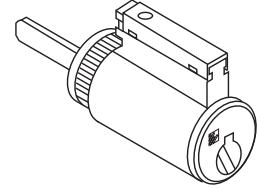
**3027 - 200 - 626**



Tailpiece Length	Finish	
058 - 5/8"	605	619
138 - 1-3/8" M61 & M62 option for ED8200 and obsolete ED9200 exit device alarms	606	622
200 - 2"	611	625
200N - 2" ED4000/ED5000 Night Latch Function	612	626
200V - 2" (vertical)	613	629
312 - 3-1/2"	613E	630
312V - 3-1/2" (vertical)	618	722
<b>Cylinder Number</b>		<b>Price</b>
3027-_____		\$138.00

**Key-In-Lever/Knob**

7-Pin - No Cross Keying.



Cylinder Number	Used for	Finish: 606, 626
2027-031	CL3100 Lever, CK4300 Knob	\$131.00
2027-033	CL3300, CL3500, CL3800 [CL3600 (June 2000 and after)], A6, N6, PR6 Exit Device Trim	
2027-033H	G10 Exit device trim	
2027-034	CL3400, [CL3600 (before June 2000)], A5, N5 obsolete ED8000 trims	
2027-037	CL3700 Lever, CK4700 Knob	
2027-038	CL3800 Lever	
2027-039	CL3900 Lever	
2027-039L	CL3900 Lever (2" - 2-1/4" door)	
2027-051	G3 Exit Device Knob Trim	
2027-052	CK4200 knob, UT5200 Knob and Lever	
4427-134-A51	DL2200, DL3200 Cylindrical Deadlock	
4427-134-A52	DL2200, DL3200 Cylindrical Deadlock	
4427-214-A52	DL2200, DL3200 Cylindrical Deadlock	

**Key-In-Lever/Knob**

**For Other Manufacturer's Products**

Cylinder Number	Used for	Finish: 606, 626
2227-001-P21	Alarm Lock DL2500 Series	\$133.00
	Arrow® H Series Knobs and Levers	
	Arrow Q Series Levers	
	Sargent® 10 line (Enlarge Lever Hole)	
	Schlage® D Series Levers	
2227-002-P21	Schlage D Series Knobs	
2227-001-P22	Schlage AL and ND Series Levers	
2227-002-P22	Schlage A Series Knobs (PLY, etc.)	
2227-002-P23	Schlage A Series Knob (ORB only)	

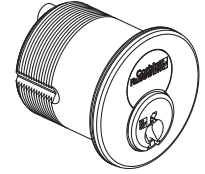


**IC Mortise**

7-Pin - No Cross Keying - Furnished standard with 605F43 spring collar unless otherwise indicated.

**Cylinder Number Example**

To simplify ordering, options designated "standard" may be omitted from the ordering sequence.



**1037 - 114 - A01 - 626**

Length	Cam		Finish	
114 1-1/4"	A01	Cloverleaf (standard)	605	619
138 1-3/8"	A02	Straight	606	622
112 1-1/2"	A03	Adams Rite® MS & DL3000	611	625
134 1-3/4"	A04	DL4000 Deadlock	612	626
	A05	Adams Rite® 4070	613	629
	A06 <sup>2</sup>	Schlage® L9000	613E	630
	A07	DL4100 Series Deadlock	618	722
	A62	Straight		
	A92	Exit Grip 01, 02		
	A93 <sup>1</sup>	For Obsolete Corbin® 610 Series and Russwin® 1403 Series Deadlock		
Cylinder Number			Price	
1037-114			\$207.00	

Notes:

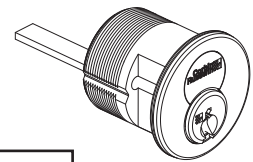
1. Add \$2.00 per cylinder for A93 cam.
2. Add \$5.00 per cylinder for A06 cam.

**IC Rim**

7-Pin - No Cross Keying - Furnished standard with 422F88 surface mount collar unless otherwise indicated.

**Cylinder Number Example**

**3037 - 178 - 626**



Tailpiece Length	Finish	
058 - 5/8"	605	619
114 - 1-1/4" M61 & M62 option for ED8200 and ED9200 exit device alarms	606	622
178 - 1-7/8"	611	625
	612	626
178V - 1-7/8" vertical	613	629
	613E	630
318 - 3-1/8"	618	722

Cylinder Number	Price
3037-_____	\$207.00

**Pyramid Core Only**

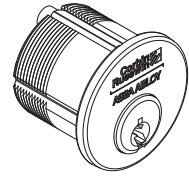
Cylinder Number	Price
8027	\$124.00

Note: For mortise and rim housing only, see page 91.

**Standard Mortise**

**Cylinder Number Example**

To simplify ordering, options designated "standard" may be omitted from the ordering sequence.



Length	Cam	Pins	Keyway
100 1" (5-pin only)	A01 Cloverleaf (standard)	5	L4
118 1-1/8" (standard)	A02 Straight	6 (standard)	(standard)
114 1-1/4"	A03 Adams Rite® MS	7	
138 1-3/8"	A04 DL4000 Deadlock		
112 1-1/2"	A05 Adams Rite 4070		
134 1-3/4"	A06 <sup>2</sup> Schlage® L9000		
200 2"	A07 DL4100 Series Deadlock		
	A62 Straight		
214 2-1/4"	A92 Exit Grip O1, O2		
212 2-1/2"	A93 <sup>1</sup> For Obsolete		
234 2-3/4"	Corbin® 610 Series and Russwin® 1403 Series Deadlock		
300 3"			
314 3-1/4"			
312 3-1/2"			
334 3-3/4"			

Cylinder Number	Finish: 605, 606, 611, 612, 613, 613E, 618, 619, 622, 625, 626, 629, 630, 722	
	5- OR 6-PIN	7-PIN
1000-100-__-5 - Keyway	\$83.00	Not Available
1000-118-__-__ - Keyway		
1000-114-__-__ - Keyway		
1000-138-__-__ - Keyway	\$83.00	\$85.00
1000-112-__-__ - Keyway		
1000-134-__-__ - Keyway	\$93.00	\$95.00
1000-200-__-__ - Keyway		
1000-214-__-__ - Keyway		
1000-212-__-__ - Keyway	\$103.00	\$105.00
1000-234-__-__ - Keyway		
1000-300-__-__ - Keyway		
1000-314-__-__ - Keyway		
1000-312-__-__ - Keyway	\$113.00	Not Available
1000-334-__-__ - Keyway		

- Notes:  
 1. Add \$2.00 per cylinder for A93 cam.  
 2. Add \$5.00 per cylinder for A06 cam.

**Flexible Head Mortise**

**Cylinder Number Example**

To simplify ordering, options designated "standard" may be omitted from the ordering sequence.

**1100 - 118 - A01 - 6 - L4**



Length	Cam	Pins	Keyway
100 1" (6-pin standard)	A01 Cloverleaf (standard)	5	L4
118 1-1/8"	A02 Straight	6 (standard)	(standard)
114 1-1/4"		7	

Cylinder Number	Finish: 605, 606, 611, 612, 613, 613E, 618, 619, 622, 625, 626, 722	
	5- OR 6-PIN	7-PIN
1100-100-__ - __ - Keyway	\$156.00	Not Available
1100-118-__ - __ - Keyway		\$158.00
1100-114-__ - __ - Keyway	\$158.00	\$160.00

**Concealed Shell Mortise**

**Cylinder Number Example**

To simplify ordering, options designated "standard" may be omitted from the ordering sequence.

**1200 - 118 - A01 - 6 - L4**



Length	Cam	Pins	Keyways
100 1" (5-pin standard)	A01 Cloverleaf (standard)	5	L4
118 1-1/8" (6-pin standard)	A02 Straight	6 (standard)	(standard)
114 1-1/4"		7	
138 1-3/8"			
112 1-1/2"			

Cylinder Number	Finish: 606, 626	
	5- OR 6-PIN	7-PIN
1200-100-__ - 5 - Keyway	\$124.00	Not Available
1200-118-__ - __ - Keyway		
1200-114-__ - __ - Keyway		\$126.00
1200-138-__ - __ - Keyway		
1200-112-__ - __ - Keyway		

**Special Function Mortise**
**Hotel Function\* Cylinders**

To simplify ordering, you may specify only the first 4 digits (1001, 1101, 1201).

Cylinder Number	Description	Finish: 605, 606, 611, 612, 613, 613E, 618, 619, 625, 626, 629, 630, 722
1001-114-A01	Standard	\$120.00
1101-118-A01	Flex Head	\$144.00
1201-114-A01	Concealed Shell	\$134.00

\* Not available with D1, D2, L1, L2, 752, 852 or A class keyways.

**Brink Function Cylinders**

Cylinder Number	Description	Finish: 605, 606, 611, 612, 613, 613E, 618, 619, 625, 626, 629, 630, 722
1004-118-A02	Standard Clockwise	\$109.00
1005-118-A02	Standard Counter-Clockwise	
1004-118-A05	For Brink "CKS" Clockwise	
1005-118-A05	For Brink "CKS" Counter - Clockwise	

Note: For Security series, see page 94.

**Cylinder for Discontinued Exit Device**

Inside of Corbin® 3726-1/2, 3727-1/2 and Russwin® 736-1/2, 737-1/2

Cylinder Number	Finish: 605, 606, 611, 612, 613, 613E, 618, 619, 625, 626, 629, 630, 722
1006-118-A02	\$101.00

**Non-Keyed Mortise**
**Thumbturn Cylinders**

Cylinder Number	Description	Finish: 605, 606, 611, 612, 613, 613E, 618, 619, 625, 626, 629, 630, 722
1300-100-A02	Standard	\$83.00
1300-118-A02		
1300-114-A02	Standard	\$87.00
1300-138-A02		
1300-100-A03	Standard	\$83.00
1300-118-A03		
1300-114-A03	Standard	\$87.00
1300-138-A03		
1300-118-A93	Standard	\$85.00
1303-100-A03	Classroom	
1303-118-A03		
1303-114-A03	Classroom	\$89.00
1303-138-A03		

**Dummy Cylinders**

Cylinder Number	Finish: 605, 606, 611, 612, 613, 613E, 618, 619, 625, 626, 629, 630, 722
1400-118	\$70.00
1400-114	\$74.00
1400-138	\$78.00

**Rim Thumbturn Cylinders**

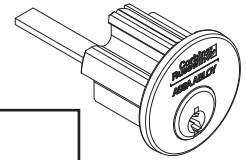
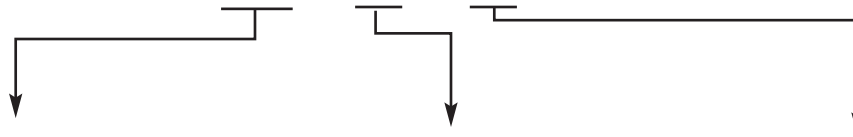
Cylinder Number	Finish: 605, 606, 611, 612, 613, 613E, 618, 619, 625, 626, 629, 630, 722
3300 -138	\$78.00
3300-138-M34	\$93.00
3300-200	\$78.00
3300-200-M34	\$93.00

**Rim (.552 dia. Plug)**

**Cylinder Number Example**

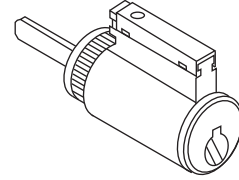
To simplify ordering, options designated "standard" may be omitted from the ordering sequence.

**3000 - 200 - 6 - L4**



Tailpiece Length		Pins	Keyway
058	5/8"	5	L4 (Standard)
138	1-3/8" M61 & M62 option for ED8200 and obsolete ED9200 Exit Device Alarms	6 (Standard)	See page 61 for pricing of options.
		7	
200	2" (Standard)		
200N	2" ED4000/ED5000 Night Latch Function		
200V	2" Vertical		
312	3-1/2" (Thick door)		
312	3-1/2" (Thick door) Vertical		

Cylinder No.	Finish: 605, 606, 611, 612, 613, 613E, 618, 619, 622, 625, 626, 629, 630, 722	
	5- OR 6-PIN	7-PIN
3000-058      __- Keyway		
3000-138      __- Keyway		
3000-200-      __- Keyway	\$83.00	\$85.00
3000-200N-    __- Keyway		
3000-200V-    __- Keyway		
3000-312-      __- Keyway	\$85.00	\$87.00
3000-312V-    __- Keyway		

**Key-In-Lever/Knob (.509" plug)**


Cylinder Number		Finish: 606, 626		
		Series	6-PIN	7-PIN <sup>4</sup>
2000-031	Standard	CL3100, CK4300	\$76.00	\$78.00
2001-031 <sup>1</sup>	Hotel	CL3100	\$90.00	\$92.00
2400-031-C <sup>2</sup>	Schlage® C Keyway	CL3100	\$76.00	Not Available
2400-031-LA <sup>3</sup>	Sargent® LA Keyway	CL3100		
2000-033	Standard	CL3300, CL3500, CL3600, CL3800 <sup>B</sup>		\$78.00
2000-038	Standard	CL3800 <sup>A</sup>		
2001-034 <sup>1</sup>	Hotel	CL3300	\$90.00	\$92.00
2400-033-C <sup>2</sup>	Schlage® C keyway	CL3300, CL3500, CL3600, CL3800 <sup>B</sup>	\$76.00	Not Available
2400-033-LA <sup>3</sup>	Sargent® LA keyway			
2000-037	Standard	CL3700, CK4700		
2400-037-C <sup>2</sup>	Schlage® C keyway			
2400-037-LA	Sargent® LA keyway			
2000-039	Standard			
2000-039L	2" to 2-1/4" Door	CL3900		
2400-039-C <sup>2</sup>	Schlage® C keyway			
2400-039-LA <sup>3</sup>	Sargent® LA keyway			
2000-034	Standard	CL3400, CL3600 (Prior to June 2000)	\$76.00	\$78.00
2001-034 <sup>1</sup>	Hotel		\$90.00	\$92.00
2400-034-C <sup>2</sup>	Schlage® C keyway		\$76.00	Not Available
2400-034-LA <sup>3</sup>	Sargent® LA keyway			

**Notes:**

1. Not available in 752, 852 or A Class keyways.
  2. Available 0-bitted & keyed random only.
  3. Available 0-bitted only.
  4. For 7-pin version suffix "-7" to number. Not available in 752, 852 or A Class keyways.
- A. CL3800 manf. 1993-1997  
 B. CL3800 manf. 2006 -

**Cylindrical Deadlocks DL2200, DL3200 Series**

Cylinder Number		Door Thickness	Function	Finish: 606, 626 Price
4400-134-A51	6-Pin Conventional	All	11, 13, 17	\$76.00
4400-134-A52	6-Pin Conventional	1-3/8" to 1-3/4"	12	
4400-214-A52	6-Pin Conventional	2" to 2-1/4"	12	
4400-134-A51-7	7-Pin Conventional	All	11, 13, 17	\$78.00
4400-134-A52-7	7-Pin Conventional	1-3/8" to 1-3/4"	12	
4400-214-A52-7	7-Pin Conventional	2" to 2-1/4"	12	

**Key-In-Lever/Knob**
**For UT5200 & CK4200 Series Locksets (.552" dia plug)**

Cylinder Number	Description	Finish: 606, 626
2000-052	Standard	\$76.00
2001-052*	Hotel with Indicator	\$90.00
2100-052**	Discontinued Ronde & Continental Knob	\$90.00

**For CK4400 Series Locksets (.509" dia plug)**

Cylinder Number	Description	Finish: 606, 626
2000-044	All except below	\$76.00
2003-044	CK4455 & CK4482 before 8/93	
2001-044*	CK4429 with Indicator Pin New Style Straight Tailpiece	\$90.00
2001-066*	CK4429 with Indicator Pin Old Style Twisted Tailpiece	

**For G10 Exit Device Knob Trim**

Cylinder Number	Description	Finish: 606, 626
2000-033H	Standard	\$76.00

\* Not available with 752, 852 or A Class keyways.

\*\* Also available in 605, 611, 612, 613, 625 finishes. Not available with X Class keyways.

**For PL5000 Series Rekeyable Fixed Core Padlocks**

Cylinder Number	Description	Finish: 606, 626
2300	Standard 6-pin	\$76.00

**For B2, G2, G3 Exit Device Trim**

Cylinder Number	Description	Finish: 606, 626
2000-051	Standard 6-pin	\$76.00



**Key-In-Lever/Knob (.552 dia Plug)**

For Other Manufacturers' Products

Cylinder Number	Description	Finish: 606, 626
2200-001-A21	Alarm Lock DL2500 Series	\$80.00
	Arrow® H Series Knobs and Levers	
	Arrow Q Series Levers	
	Sargent® 10 line (Enlarge Lever Hole)	
	Schlage® D Series Levers	
2200-001-A22	Schlage AL and ND Series Levers	
2200-002-A21	Schlage D Series Knobs	
2200-002-A23	Schlage A Series Knobs (ORB only)	
2200-002-A22	Schlage A Series Knobs (PLY, etc.)	
2200-003-A24	Lockwood® H Series Knobs (Enlarge Knob Hole)	
2200-008	Sargent 7, 8, 9 Line (Enlarge Knob Hole)	
2200-054	Yale® 5400, 6200 Knobs Only (Enlarge Knob Hole)	
2200-076	Sargent 7600 Integralock	\$86.00

**For Adams Rite® 4025 Pull (.552" dia. Plug)**

Cylinder Number	Description	Finish: 606, 626
4200-003-A47	Cylinder & Housing	\$130.00
4200-002-A47	Cylinder Only	\$76.00

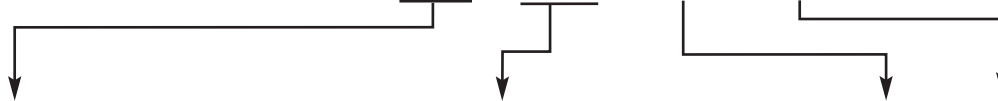
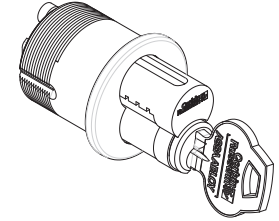
**IC Mortise**

For Construction Core Program, see page 63.  
For housing only, see page 91.

**Cylinder Number Example**

To simplify ordering, options designated "standard" may be omitted from the ordering sequence.

**1080 - 114 - A01 - 6 - L4**



Length	Cam	Pins	Keyway
114 1-1/4" (6-pin standard)	A01 Cloverleaf (standard)	6 (standard)	L4 (standard)
138 1-3/8"	A02 Straight	7**	See page 61 for pricing of options.
112 1-1/2"	A03 Adams Rite® MS & DL300		
134 1-3/4"	A04 DL4000 Deadlock		
	A05 Adams Rite 4070		
	A06 <sup>2</sup> Schlage® L9000		
	A07 DL4100 Series Deadlock		
	A62 Straight		
	A92 Exit Group 01, 02		
	A93 <sup>1</sup> For obsolete Corbin® 610 Series and Russwin® 1403 Series Deadlocks		

Cylinder Number	Finish: 605, 606, 611, 612, 613, 613E, 618, 619, 622, 625, 626, 629, 630, 722	
	6-PIN	7-PIN
1080-114-	\$154.00	Not Available
1080-138-	\$157.00	Not Available
1080-112-__	\$157.00	\$161.00
1080-134-__	\$165.00	\$169.00

Notes:  
1. Add \$2.00 per cylinder for A93 Cam.  
2. Add \$5.00 per cylinder for A06 Cam.

**Hotel Function IC Mortise**

To simplify ordering, options designated "standard" may be omitted from the ordering sequence.

Cylinder Number	Finish: 605, 606, 611, 612, 613, 613E, 618, 619, 622, 625, 626, 629, 630, 722	
	6-PIN	7-PIN
1081-138-A01-6** (Hotel function uses E1-suffix EMK blank)	\$168.00	Not Available


\*\* Not available with 752, 852 or A Class keyways.  
\*\* Only available in 1-1/2" and 1-3/4" length.

**IC Rim**

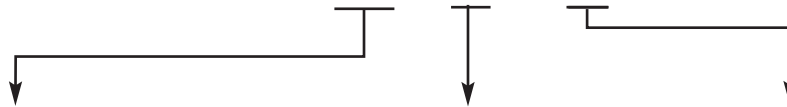
For Construction Core Program, see page 63.  
For housing only, see page 91.

**Cylinder Number Example**

To simplify ordering, options designated "standard" may be omitted from the ordering sequence.




**3080 - 178 - 6 - L4**



Tailpiece Length		Pins	Keyway
058	5/8" Tailpiece	6 Pin (standard)	L4 (standard)
178	1-7/8" (standard)	7 Pin	See page 61 for pricing of options
178V	1-7/8" Vertical		
318	3-1/8" (Thick door)		
114	1-1/4" M61 & M62 option for ED8200 and obsolete ED9200 exit device alarms		

Cylinder Number	Finish: 605, 606, 611, 612, 613, 613E, 618, 619, 622, 625, 626, 629, 630, 722	
	6 PIN	7 PIN
3080-058-		
3080-178-__	\$154.00	\$158.00
3080-178V-__		
3080-318-__	\$156.00	\$160.00
3080-114-__ (no back plate or screw)	\$156.00	\$160.00

**Core Only**



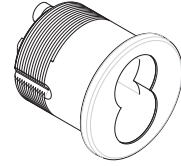
Cylinder Number (specify keyway)		Finish: 605, 606, 611, 612, 613, 613E, 618, 619, 622, 625, 626, 722
8000	6-Pin Standard	
8000EMK*	6-Pin Standard set to hotel mortise EMK	\$71.00
8000-7	7-Pin	\$73.00
8001-034*	6-Pin for CL3329, hotel indicator pin	\$87.00
8001-034-7*	7-Pin for CL3329, hotel indicator pin	\$89.00
8001-042*	6-Pin for CK4229, hotel indicator pin	\$87.00

\* Not available with 752, 852 or A Class keyways.  
Note: For uncombined cores suffix "UC". See page 48 for deduct.

**LFIC Mortise Housing Only**

**Housing Number Example**

To simplify ordering, options designated "standard" may be omitted from the ordering sequence.



**1070 - 114 - A01 - 6**



Length	Cam		Pins
114 1-1/4" (6-pin standard)	A01	Cloverleaf (standard)	6 (standard)
138 1-3/8"	A02	Straight	7
112 1-1/2"	A03	Adams Rite® MS	
134 1-3/4"	A04	DL4000 Deadlock	
214 2-1/4"	A05	Adams Rite® 4070	
	A06 <sup>2</sup>	Schlage® L9000	
	A07	DL4100 Series Deadlock	
	A62	Straight	
	A92	Exit Group 01, 02	
	A93 <sup>1</sup>	For obsolete Corbin® 610 Series and Russwin® 1403 Series Deadlocks	

Cylinder Number	Finish: 605, 606, 611, 612, 613, 613E, 618, 619, 622, 625, 626, 629, 630, 722	
	6 PIN	7 PIN
1070-114-	\$83.00	Not Available
1070-138-	\$86.00	
1070-112-__-	\$86.00	\$88.00
1070-134-__-	\$94.00	\$96.00
1070-214-	\$100.00	Not Available
1071-138-A01 (Hotel function uses -E1 suffix EMK blank)	\$173.00	

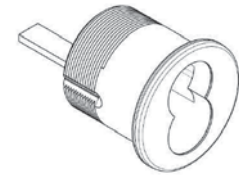
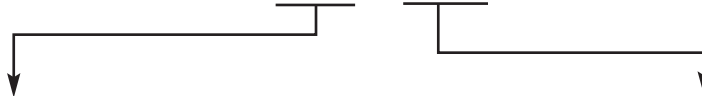
**Notes:**

To simplify ordering, you may specify only "1071" since no length or cam variations exists.

1. Add \$2.00 per cylinder for A93 Cam.
2. Add \$5.00 per cylinder for A06 Cam.

**LFIC Rim Housing Only**

**3070 - 058 - 626**

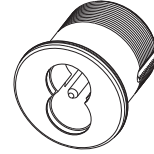


Cylinder Number	Finish : 605, 606, 611, 612, 613, 613E, 618, 619, 622, 625, 626, 629, 630, 722	
	6 PIN	7 PIN
3070-058- 5/8" tailpiece	\$83.00	\$85.00
3070-178-__ 1-7/8" tailpiece (standard)		
3070-178V-__ 1-7/8" vertical		
3070-318-__ 3-1/8" tailpiece (thick door)	\$85.00	\$87.00
3070-114-__ 1-1/4" tailpiece for M61, M62 exit alarm options. No back plate or screws.		

**SFIC Mortise Housing Only**

**Cylinder Number Example**

**1040 - 114 - A01 - 6**

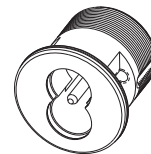


Length	Cam	Pins
114 1-1/4" (6-pin standard)	A01 Cloverleaf (standard)	6 (standard)
	A02 Straight	
	A03 Adams Rite® MS	
	A04 DL4000 Series Deadlock	
	A05 Adams Rite 4070	
	A06 Schlage® L9000	
	A07 DL4100 Series	
	A62 MR Straight	
	A93 Obsolete Deadlocks Corbin® 610 Series and Russwin® 1403 Series	
138 1-3/8" (7-pin standard) 112 1-1/2" (7-pin standard) 134 1-3/4" (7-pin standard)	A01 Cloverleaf (standard)	7
	A02 Straight	
	A03 Adams Rite® MS	
	A04 DL4000 Series Deadlock	
	A05 Adams Rite 4070	
	A06 Schlage® L9000	
	A07 DL4100 Series	
	A62 MR Straight	
	A93 Obsolete Deadlocks Corbin® 610 Series and Russwin® 1403 Series	

Cylinder Number	Finish: 605, 606, 611, 612, 613, 613E, 618, 619, 622, 625, 626, 629, 630, 722	
	6 PIN	7 PIN
1040-114-__-	\$83.00	Not Available
1040-138-__-	\$86.00	\$88.00
1040-112-__-	\$86.00	\$88.00
1040-134-__-	\$94.00	\$96.00

**SFIC Rim Housing Only**

**3040 - 058 - 626**



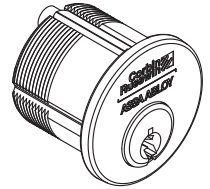
Cylinder Number	Finish : 605, 606, 611, 612, 613, 613E, 618, 619, 622, 625, 626, 629, 630, 722		
		6 PIN	7 PIN
3040-058- 5/8" tailpiece		\$83.00	\$85.00
3040-178-__ 1-7/8" tailpiece		\$83.00	\$85.00
3040-318-__ 3-1/8" tailpiece		\$85.00	\$87.00

**Standard Security Mortise**

For Existing Systems Only.\*  
For uncombined cylinders, suffix "UC".  
See page 48 for deduct.

6-Pin Only - No Cross Keying - Available in Z and DH Class Keyways only.  
Available UC or master keyed only.  
Not available KR or 0-bitted.

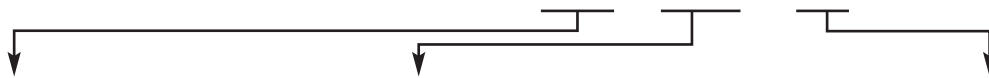
\* L4, D1 and 60 keyway sections may be ordered Keyed Random only, without prior Key Systems Administration approval



**Cylinder Number Example**

To simplify ordering, options designated "standard" may be omitted from the ordering sequence.

**1010 - 118 - A01 - L4**



Length		Cam		Keyway
118	1-1/8" (standard)	A01	Cloverleaf (standard)	L4 (standard)
114	1-1/4"	A02	Straight	Available only with Z and DH Class keyways. See page 61 for pricing of options.
138	1-3/8"	A03	Adams Rite® MS & DL3000	
112	1-1/2"	A04	DL4000 Deadlock	
134	1-3/4"	A05	Adams Rite 4070	
200	2"	A06 <sup>2</sup>	Schlage® L9000	
214	2-1/4"	A07	DL4100 Series Deadlock	
		A62	Straight	
		A92	Exit Grip 01, 02	
212	2-1/2"	A93 <sup>1</sup>	For obsolete Corbin® 610 Series and Russwin® 1403 Series Deadlocks	
234	2-3/4"			

Cylinder Number	Finish: 605, 606, 611, 612, 613, 613E, 618, 619, 622, 625, 626, 629, 630, 722
1010-118-__	\$189.00
1010-114-__	
1010-138-__	\$197.00
1010-112-__	\$219.00
1010-134-__	\$229.00
1010-200-__	\$235.00
1010-214-__	\$241.00
1010-212-__	\$249.00
1010-234-__	\$253.00

Notes:

1. Add \$2.00 per cylinder for A93 Cam.
2. Add \$5.00 per cylinder for A06 Cam.

### Special Function Security Mortise

For Existing Systems Only.\*  
 6-Pin Only - No Cross Keying - Available in Z and DH Class Keyways only.  
 Available UC or master keyed only.  
 Not available KR or 0-bitted.  
 \* L4, D1 and 60 keyway sections may be ordered Keyed Random only, without prior Key Systems Administration approval

### Hotel Function Cylinders

Cylinder Number	Description	Finish: 605, 606, 611, 612, 613, 613E, 618, 619, 622, 625, 626, 629, 630, 722
1011-114-A01	1-1/4" Cloverleaf cam only	\$207.00

To simplify ordering, you may specify only "1011" since no length or cam variations exist.  
 For uncombined cylinders, suffix "UC". See page 48 for deduct.  
 Not available in D1, D2, L1 or L2 keyways.

### Blockout Function Cylinders

Cylinder Number	Description	Finish: 605, 606, 611, 612, 613, 613E, 618, 619, 622, 625, 626, 629, 630, 722
1012-114-A01	Cloverleaf	\$200.00
1012-114-A02	Straight	
1012-114-A03	DL3000 Series, Adams Rite® MS	
1012-114-A04	DL4000 Series Deadlock	
1012-114-A07	DL4100 Series Deadlock	
1012-114-A05	Adams Rite 4070	\$202.00
1012-114-A93	Obsolete Corbin® 610 Series and Russwin® 1403 Series Deadlock	

### Brink Function Cylinders

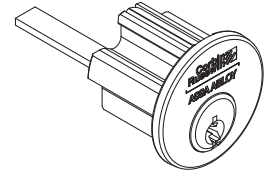
Cylinder Number	Description	Finish: 605, 606, 611, 612, 613, 613E, 618, 619, 622, 625, 626, 629, 630, 722
1014-118-A02	Standard Clockwise	\$193.00
1015-118-A02	Standard Counterclockwise	
1014-118-A05	For Brink "CKS" Clockwise	
1015-118-A05	For Brink "CKS" Counterclockwise	

**Security Rim**

For Existing Systems Only.\*

6-Pin Only - No Cross Keying - Available in Z and DH Class Keyways Only.  
Available UC or master keyed only. Not available KR or 0-bitted.

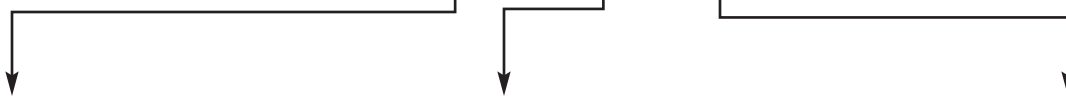
\* L4, D1 and 60 keyway sections may be ordered Keyed Random only, without prior Key Systems Administration approval



**Cylinder Number Example**

To simplify ordering, options designated "standard" may be omitted from the ordering sequence.

**3010 - 200 - L4**



Function	Tailpiece Length	Keyway
<b>For 3010 Only:</b>	<b>For 3010 Only:</b>	L4 (standard) Available only with Z and DH Class keyways. See page 61 for pricing of options.
0 (standard)	200 2" (standard)	
2 Blockout	200V 2" vertical	
	312 3-1/2" (thick door)	
	312V 3-1/2" (thick door) vertical	
	058 5/8" Tailpiece	
	138 1-3/8" M61 and M62 option for ED8200 . . . . and obsolete ED9200 exit device alarms	
	<b>For 3012 Only:</b>	
	178 1-7/8" (standard)	
	178V 1-7/8" vertical	
	318 3-1/8" (thick door)	
	318V 3-1/8" (thick door) vertical	

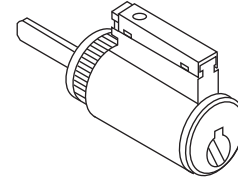
Cylinder Number	Finish: 605, 606, 611, 612, 613, 613E, 618, 619, 622, 625, 626, 629, 630, 722
3010-058-__	\$189.00
3010-200-__	
3010-200V-__	
3010-312-__	\$191.00
3010-312V-__	
3010-138-__ No back plate or screws	\$189.00
3012-178-__	\$197.00
3012-178V-__	
3012-318-__	\$199.00
3012-318V-__	



**Security Key-In-Lever/Knob**

For Existing Systems Only.\*  
6-Pin Only - No Cross Keying - Available in Z and DH Class Keyways Only.  
Available UC or master keyed only. Not available KR or 0-bitted.

\* L4, D1 and 60 keyway sections may be ordered Keyed Random only, without prior Key Systems Administration approval



**For Key-In-Lever/Knob Trim (.552" plug)**

Cylinder Number	Series	Finish: 606, 626
2010-031	CL3100, CK4300	\$181.00
2010-033	CL3300, CL3500, CL3800 <sup>B</sup> , [CL3600 (June 2000 and after)]	
2010-034	CL3400, [CL3600 (prior to June 2000)]	
2010-038	CL3800 <sup>A</sup>	
2010-039	CL3900	
2010-039L	CL3900 ( 2 - 2-1/4" door)	
2010-052	CK4200, UT5200	
2011-042	CK4229 Hotel Function*	\$195.00
2010-051	B2, G2 Exit Device Knob Trim	\$181.00
4410-134-A51	DL2200, DL3200 Cylindrical Deadlock	\$181.00
4410-134-A52	DL2200, DL3200 Cylindrical Deadlock	\$181.00
4410-214-A52	DL2200, DL3200 Cylindrical Deadlock	\$181.00

For uncombined cylinders suffix "UC" - See page 48 for deduct.  
\*Not available with 752, 852, or A Class Keyways.

Notes: A CL3800 manf. 1993-1997  
B CL3800 manf. 2006 -

**For Other Manufacturers' Products (.552" plug)**

Cylinder Number	Series	Finish: 606, 626
2210-001-A21	Alarm Lock DL2500 Series	\$185.00
	Arrow® H Series Knobs and Levers	
	Arrow Q Series Levers	
	Sargent® 10 line (Enlarge Lever Hole)	
	Schlage® D Series Levers	
2210-001-A22	Schlage AL and ND Series Levers	
2210-002-A21	Schlage D Series Knobs	
2210-002-A23	Schlage A Series Knobs (ORB, only)	
2210-002-A22	Schlage A Series Knobs (PLY, ect)	
2210-003-A24	Lockwood® H Series Knobs (enlarge knob hole)	
2210-008	Sargent 7, 8, 9 Line (enlarge knob hole)	
2210-054	Yale® 5400, 6200 Knobs only (enlarge knob hole)	

**IC Mortise**

For Existing Systems Only.\*  
For Construction Core Program, see page 63. For housing only, see page 91.

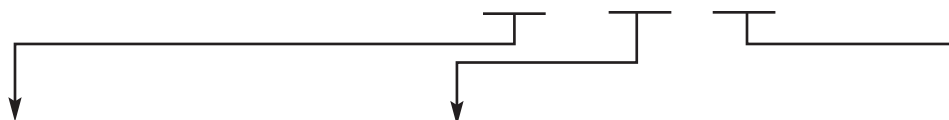
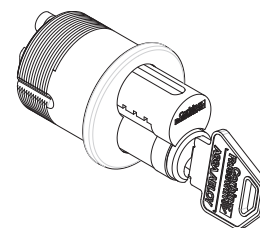
6-Pin Only - No Cross Keying - Available in Z and DH Class Keyways Only.  
Available UC or master keyed only. Not available KR or 0-bitted.

\* L4, D1 and 60 keyway sections may be ordered Keyed Random only, without prior Key Systems Administration approval

**Cylinder Number Example**

To simplify ordering, options designated "standard" may be omitted from the ordering sequence.

**1090 - 114 - A01- L4**



Length	Cam	Keyway
114 1-1/4" (standard)	A01 Cloverleaf (standard)	L4 (standard) Available only with Z and DH Class keyways. See page 61 for pricing of options.
138 1-3/8"	A02 Straight	
112 1-3/8"	A03 Adams Rite® MS & DL3000	
134 1-3/4"	A04 DL4000 Deadlock	
	A05 Adams Rite 4070	
	A06 <sup>2</sup> Schlage® L9000	
	A07 DL4100 Series Deadlock	
	A62 Straight	
	A92 Exit Grip 01, 02	
	A93 <sup>1</sup> For obsolete Corbin® 610 Series and Russwin® 1403 Series Deadlocks	

Cylinder Number	Finish: 605, 606, 611, 612, 613, 613E, 618, 619, 622, 625, 626, 629, 630, 722
1090-114-	\$259.00
1090-138-	\$262.00
1090-112-	
1090-134-	\$270.00

- Notes:  
1. Add \$2.00 per cylinder for A93 Cam.  
2. Add \$5.00 per cylinder for A06 Cam.

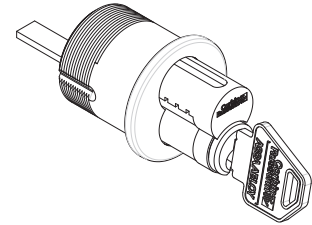
**Hotel Function IC Mortise**

Cylinder Number	Finish: 605, 606, 611, 612, 613, 613E, 618, 619, 622, 625, 626, 629, 630, 722
1091-138-A01 Hotel function uses - E1 suffix EMK blank	\$273.00

To simplify ordering, you may specify only "1091" since no length or cam variations exist.

**IC Rim**

For Existing Systems Only.\*  
 For Construction Core Program, see page 63.  
 For housing only, see page 91.  
 6-Pin Only - No Cross Keying - Available in Z and DH Class Keyways Only. Available UC or master keyed only. Not available 0-bitted.  
 \* L4, D1 and 60 keyway sections may be ordered Keyed Random only, without prior Key Systems Administration approval



**Cylinder Number Example**

To simplify ordering, options designated "standard" may be omitted from the ordering sequence.

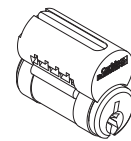
**3090 - 178 - L4**



Tailpiece Length		Keyway
058	5/8" Tailpiece	L4 (standard). Available only with Z and DH Class keyways. See page 61 for pricing of options.
178	1-7/8" (standard)	
178V	1-7/8" (standard) vertical	
318	3-1/8" (thick door)	
114	1-1/4" for M61 and M62 option alarmed exit devices	

Cylinder Number	Finish: 605, 606, 611, 612, 613, 613E, 618, 619, 622, 625, 626, 629, 630, 722
3090-058	\$259.00
3090-178	
3090-178V	
3090-318	\$261.00
3090-114 No back plate or screws	\$261.00

**Security Core Only**



Cylinder Number	Finish: 605, 606, 611, 612, 613, 613E, 618, 619, 622, 625, 626, 722
8010 6-pin standard	\$176.00
8010EMK 6-pin standard set to hotel mortise EMK	
8011-042 6-pin for CK4229, hotel indicator pin	\$190.00

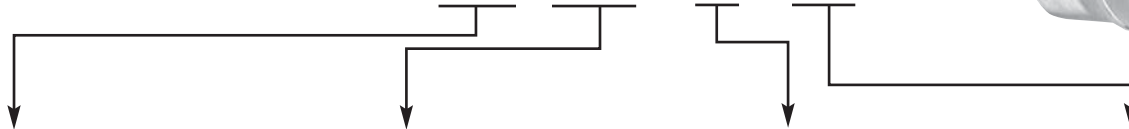
For uncombined cores, suffix "UC," see page 48 for deduct.

**Standard Master Ring Mortise**

**Cylinder Number Example**

To simplify ordering, options designated "standard" may be omitted from the ordering sequence.

**1060 - 118 - A61 - 6 - L4**



Length	Cam	Pins	Keyway
100 1" (5-pin only)	A61 New Cloverleaf (standard) (for locks made after 5/93; requires thumbturn hub 562F41-2)	5	L4 (standard) See page 61 for pricing of options.
118 1-1/8" (std)	A62 Straight	6 (standard)	
114 1-1/4"	A63* Large Short	7 (optional for 1-3/8" only)	
138 1-3/8"	A64* Large Long		
134 1-3/4"	A65* Old Cloverleaf (formerly 11A)		
112 1-1/2"			
200 2"			
214 2-1/4"			
212 2-1/2"			
234 2-3/4"			
300 3"			

Cylinder Number	Finish: 605, 606, 611, 612, 613, 613E, 618, 619, 622, 625, 626, 722
1060-100-__-5	\$128.00
1060-118-__-__	
1060-114-__-__	
1060-138-__-__	\$138.00
1060-112-__-__	
1060-134-__-__	
1060-200-__-__	\$148.00
1060-214-__-__	
1060-212-__-__	
1060-234-__-__	
1060-300-__-__	

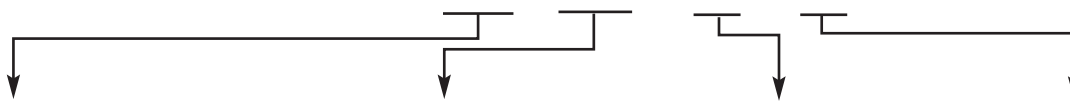
\*Add \$2.00 per cylinder for A63, A64 and A65 Cam.

**Flexible Head Master Ring Mortise**

**Cylinder Number Example**

To simplify ordering, options designated "standard" may be omitted from the ordering sequence.

**1160 - 118 - A61 - 6 - L4**



Length	Cam	Pins	Keyway
100 1" (6-pin std)	A61 New Cloverleaf (standard) (for locks made after 5/93; requires thumbturn hub 562F41-2)	5	L4 (standard) See page 61 for pricing of options.
118 1-1/8"		6 (standard)	
114 1-1/4"			
	A62 Straight		
	A63* Large Short		
	A64* Large Long		
	A65* Old Cloverleaf (formerly 11A)		

Cylinder Number	Finish: 605, 606, 611, 612, 613, 613E, 618, 619, 622, 625, 626, 722
1160-100-__-__	\$166.00
1160-118-__-__	
1160-114-__-__	

\* Add \$2.00 per cylinder for A63, A64 or A65 Cam.

**Dummy Master Ring Mortise Cylinders**

Cylinder Number	Finish: 605, 606, 611, 612, 613, 613E, 618, 619, 622, 625, 626, 722
1460-118	\$120.00
1460-114	
1460-138	
1460-112	

**Master Ring Rim**

Cylinder Number (Specify Keyway)		Finish: 605, 606, 611, 612, 613, 613E, 618, 619, 622, 625, 626, 722
3060-200	Standard horizontal tailpiece	\$128.00
3060-312	Thick door, horizontal tailpiece	
3060-200V	Vertical tailpiece	
3060-312V	Thick door, vertical tailpiece	

**For CK4200 & UT5200 Series Locksets (.552" dia. plug)**

Cylinder Number		Finish: 606, 626
2060-052	Standard	\$108.00
2061-042*	CK4229 Hotel with indicator pin	\$134.00
2160-052**	Discontinued Ronde and Continental Knob	\$118.00

\* Not Available with 752, 852 or A Class keyways.  
 \*\* Also Available in 605, 611, 612, 613, 625 finishes.  
 Not Available with X Class and certain restricted keyways.

**Master Ring Special Applications For Exit Device Operators (.552" plug)**

Cylinder Number		Finish: 606, 626
4266-001-A02	ED6800 x B5 or B6 trim	\$122.00
	ED7400 x 03 or 04 trim	
4266-001-A92	ED6800 x 01 or 02 trim	

**Pin Kits**

Description	Catalog Number	Part Number	Price
Corbin Russwin System 70 and Pre-System 70, 752, 852 and A Class keyways Not for System 70 Security	PK-1070	610F53-8	\$867.00
Corbin® Z Class and Russwin® DH Class keyways System 70, all cylinders except Security	PK-70-ZDH	602F12-9	\$578.00
Russwin N Class System, all cylinders	PK-70-N	602F11-9	\$451.00
Corbin X Class, all cylinders	PK-70-X	602F10-9	\$441.00
Pyramid High Security cylinders	PK-20-HS	694F96-8	\$1,189.00
Pyramid Security cylinders	PK-20-PS	715F96-8	\$878.00
Security cylinders, including interchangeable core, blockout and Brink	PK-70-HS	610F52-9	\$1,638.00
Access 3 Key System AP only	PK-30-AP	763F088	\$845.00
Access 3 Key System - AP, AS, AHS	PK-30-MASTER	763F098	\$1,231.00


**Tools**

Description	Catalog Number	Part Number	Price
Tool kit - contains 1 each: CT-4, CT-11, CT-19, CT-21, CT-22, CT-23, CT-26, CT-54	CT-93	612F58-8	\$287.00
Plug follower, .509" brass	CT-4	073F99-2	\$28.00
Pin chamber reamer	CT-5	239F75-8	\$78.00
Pin chamber burring tool	CT-7	382F18-8	\$206.00
Loading tool for .509" shell	CT-10	577F49-9	\$78.00
Key gauge, all Corbin® key classes	CT-11	239F37-7	\$28.00
Tweezers (was CT-6)	CT-19	239F36-8	\$33.00
Plug follower, .496	CT-20	694F97-2	\$14 (order in mult.of 10)
Key gauge, Pyramid	CT-20K	698F36-7	\$28.00
Key gauge, Access 3	CT-30K		
Key gauge, Russwin® N	CT-21	603F27-7	
Key gauge, Russwin® D & H	CT-22	604F19-7	
Key gauge, Russwin® 981/852	CT-23	604F18-7	
Plug follower, .552" brass	CT-54	073F98-2	\$35.00
IC mortise cylinder installation wrench	CT-80	363F61-2	\$48.00
Follower, disposable, .509" plug		484F72-9	\$1.00 (order in mult. Of 50)
Follower, disposable, .552" plug		484F73-9	\$0.50 (order in mult. Of 100)

ACCESS CONTROL	PAGES
Access 800® AC2 Microshield®	105
<b>ML20800 Series:</b>	
ML20800 Standard Features & Ordering Examples	106
ML20800 Lever Designs & Options	107
ML20800 Cylinder & Keying Options	108
ML20800 Door Thickness, Strike Options, Miscellaneous Options	109
<b>CL33800 Series:</b>	
CL33800 Standard Features & Ordering Examples	110
CL33800 Lever Designs & Options	111
CL33800 Cylinder & Keying Options	112
CL33800 Door Thickness, Strike Options, Miscellaneous Options	113
<b>ED5000 Series:</b>	
ED5000 Standard Features & Ordering Examples	114
ED5200 Series Lever Designs & Options	115
ED5633 & ED5634 Series Lever Designs & Options	116
ED5000 Series Cylinder & Keying Options	117
ED5000 Series Strike, Door Thickness, Width, Miscellaneous Options	118
ED5000 Series Electrified Options, Delayed Egress Options, Accessories	119
WM800 Reader/Controller	120
<b>Wiring Diagram Services &amp; Accessories:</b>	
Custom Wiring, Keypads, Controllers, Software	121
Credentials, Hardware, Gaskets, Accessories	122





Look for the   
MicroShield icon.

**MicroShield®**

As part of their promise to provide innovative solutions to their customers, certain ASSA ABLOY Group brands offer the MicroShield® technology, a silver-based antimicrobial coating designed to inhibit the growth of bacteria.

MicroShield® is a registered trademark of Yale Security Inc., an ASSA ABLOY Group company.

Product	Series	MicroShield® Coated Components
Access 800®	All	Levers* and escutcheons

**AVAILABLE FINISHES**

- MicroShield® is available on 626 and 630. Other finishes available by Special Product Application Request Form only.
- Specify 626C (satin chrome plated) or 630C (satin stainless steel) when ordering.
- MicroShield® coating will be applied over 626 and 630 finishes. All components will match 626.

*Note: MicroShield® coating will only be applied to "high touch" components.*

Description	Add
Mortise Locks	Add \$62.00
Cylindrical Locks	Add \$62.00
Exit Devices & Outside Trims (ordered together)	Add \$76.00 (when ordered together)
Exit Devices & Trims (ordered separately)	Add \$62.00

**ML20800 Mortise  
Standard Features**

**Handing**

Handed; quick reversible

**Door Thickness**

1-3/4"

**Backset**

2-3/4" Standard

**Strike**

ANSI straight lip  
4-7/8" x 1-1/4" x 1-1/8"

**Cylinder**

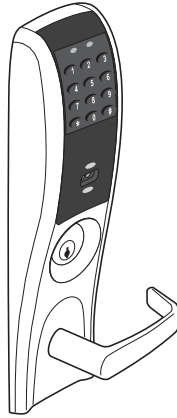
1000-138-A01, 6-pin, L4, keyed random,  
finished standard for 1-3/4" door

**Keys**

Two nickel silver standard

**Weight**

11 lbs



**ML20800 Mortise Lock Ordering Examples**

**Stock Order**

Quantity	Series/Function	Technology Code	Trim	Finish	Hand	Credential Quick Code
24	ML20834	TCAC2	LSZ	626	RHR	M803

**Split Trim/Finish Order**

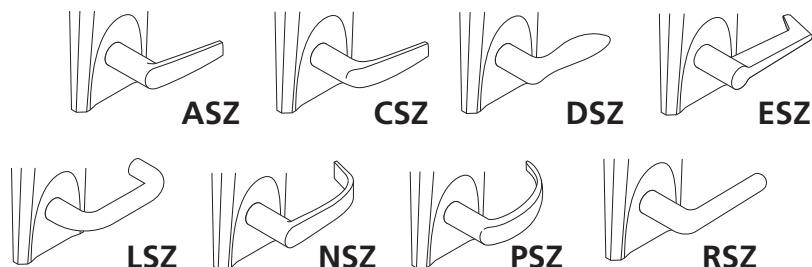
Quantity	Series/Function	Technology Code	Trim		Finish		Hand	Credential Quick Code
			Outside	Inside	Outside	Inside		
24	ML20834	TCAC2	LSZ	CSZ	626	606	RHR	M803

**Contract/Detailed Order**

Quantity	Keypad	Series/Function	Technology Code	Trim	Finish	Hand	Door Thickness	Optional Strike	Credential Quick Code	Optional Cylinder	Keying
24	AA1	ML20834	TCAC2	LSZ	626	RHR	D214	SA200	M803	C7	VKC3

**Lever Design: ASZ, CSZ, DSZ, ESZ, LSZ, NSZ, PSZ, RSZ**

**Lever:** Cast    **Escutcheon:** Zinc Die Cast



**Lever Design: FSZ, MSZ, TSZ, ZSZ**

**Lever:** Cast    **Escutcheon:** Zinc Die Cast



Function	Description	ASZ, CSZ, DSZ, ESZ, LSZ, NSZ, PSZ, RSZ		FSZ, MSZ, TSZ, ZSZ	
		Finish: 613E, 626	Finish: 605, 606, 611, 612, 613, 613L, 618, 619, 625, 630, 722	Finish: 613E, 626	Finish: 605, 606, 611, 612, 613, 613L, 618, 619, 625, 722
ML20833	Without key override x M800	\$1,111.00	\$1,213.00	\$1,111.00	\$1,213.00
ML20834	With key override x M800	\$1,194.00	\$1,296.00	\$1,194.00	\$1,296.00
ML20835	Deadbolt without key override x M800	\$1,125.00	\$1,227.00	\$1,125.00	\$1,227.00
ML20836	Deadbolt with key override x M800	\$1,208.00	\$1,310.00	\$1,208.00	\$1,310.00
ML20837*	Dormitory Entry with Deadbolt and inside leverswitch x M802	\$1,795.00	\$1,897.00	\$1,795.00	\$1,897.00
	Dormitory Entry with Deadbolt and inside leverswitch x M803	\$1,860.00	\$1,962.00	\$1,860.00	\$1,962.00

**Access 800® Options**

Description	Specify	Add
100 User, keypad only	M800	No Charge
2000 User, keypad only	M801	\$155.00
2000 User, proximity only	M802	\$587.00
2000 User, keypad and proximity	M803	\$652.00
2000 User, keypad and RF actuation**	M804	\$369.00
2000 User, proximity and RF actuation**	M805	\$801.00
2000 User, keypad, proximity and RF actuation**	M806	\$865.00

\* ML20837 only compatible with proximity readers, M802 and M803

\*\* Note: RF Fob must be ordered separately. See page 104.

**Mortise Lockset ML20800 Series Cylinder Options**

For Key Override function only

Description	Specify	Add or Deduct
Conventional 6-pin	(standard)	No Charge
Conventional 7-pin	7P	Add \$2.00 per cylinder
Less Standard Cylinder	LC	Deduct \$83.00 per cylinder
Access 3 Patented	AP	No Charge
Access 3 Security	AS	Add \$54.00 per cylinder
Access 3 High Security, UL 437	AHS	Add \$76.00 per cylinder
Access 3 IC Patented	ACP	Add \$71.00 per cylinder
Access 3 IC Security	ACS	Add \$120.00 per cylinder
Access 3 IC High Security, UL 437	ACHS	Add \$140.00 per cylinder
Pyramid Security Fixed Core	PS	Add \$55.00 per cylinder
Pyramid Security IC	PCS	Add \$124.00 per cylinder
Pyramid High Security Fixed Core	PHS	Add \$82.00 per cylinder
Pyramid High Security IC	PCHS	Add \$152.00 per cylinder
Pyramid IC with Temporary Construction Core	CTP	Add \$71.00 per cylinder
Pyramid IC with Temporary Disposable Core	CTPD	No Charge
Pyramid IC Less Core	CLP	No Charge
Security	HS	Add \$106.00 per cylinder
Security IC	CHS	Add \$176.00 per cylinder
IC 6-pin	C6	Add \$71.00 per cylinder
IC 6-pin with Temporary Construction Core (Red)	CT6R	Add \$71.00 per cylinder
IC 6-pin with Temporary Construction Core (Blue)	CT6B	Add \$71.00 per cylinder
IC 6-pin with Temporary Construction Core (Green)	CT6G	Add \$71.00 per cylinder
IC 6-pin with Temporary Disposable Core	CT6D	No Charge
IC 6-pin Less Core	CL6	No Charge
SFIC 6-pin with Less Core	CLS6	No Charge
IC 6-pin with SFIC disposable temporary core	CT6SD	No Charge
IC 7-pin	C7	Add \$73.00 per cylinder
IC 7-pin with Temporary Construction Core (Red)	CT7R	Add \$73.00 per cylinder
IC 7-pin with Temporary Construction Core (Blue)	CT7B	Add \$73.00 per cylinder
IC 7-pin with Temporary Construction Core (Green)	CT7G	Add \$73.00 per cylinder
IC 7-pin with Temporary Disposable Core	CT7D	Add \$2.00 per cylinder
IC 7-pin Less Core	CL7	Add \$2.00 per cylinder
SFIC 7-pin with Less Core	CLS7	Add \$2.00 per cylinder
IC 7-pin with SFIC disposable temporary core	CT7SD	Add \$2.00 per cylinder

**Keying Options\***

Description	Specify	Add or Deduct
0-Bitted with 2 blank keys	(standard)	No Charge
Keyed random	KR	No Charge
Construction master keyed <sup>1,2</sup>	CMK	Add \$16.00 per cylinder
Visual key control (VKC)		
- No Stamping	VKC0	\$4.50
- Keys only	VKC1	No Charge
- Cylinders and Keys <sup>3</sup>	VKC2	\$8.00
- Cylinders only <sup>3</sup>	VKC3	\$8.00
Concealed key control (CKC)		
- CKC cylinders with VKC keys	CKC2	\$8.00
- CKC cylinders only <sup>3</sup>	CKC3	\$8.00
More than 2 keys per lock	KY# (e.g., KY6)	See page 66 - Cut Keys Section

\*For key bows other than 10 and 90, specify "KB" + bow number as Quick Code, e.g. KB12.

Notes:

1. CMK Construction master keying charge is in addition to master keying charge.
2. CMK Construction master keying is not available in Pyramid or Security series.
3. VKC2, VKC3, CKC3 are not available in Pyramid or Security series.

**Door Thickness**

Description	Specify	Add or Deduct
1-3/4"	(standard)	No Charge
2"	D200	
2-1/4"	D214	

**Strike Options\***

(To purchase strike separately, see catalog or parts manual for part no.)

Lip Length	ANSI Straight Lip - Specify	ANSI Curved Lip - Specify	Add or Deduct
7/8"	SS078	N/A	No Charge
1-1/8"	(standard)	N/A	
1-1/4"	SS114	SA114	
1-3/8"	SS138	SA138	
1-1/2"	SS112	SA112	
1-3/4"	SS134	SA134	Add \$16.00 per lockset
2"	SS200	SA200	
2-1/4"	SS214	SA214	
2-1/2"	SS212	SA212	
2-3/4"	SS234	SS234	
3"	SS300	SA300	

Description	Door Thickness	Specify	Add or Deduct
Open Back Strike	1-3/4"	SB134	Add \$82.00 per lockset
Open Back Strike	2"	SB200	Add \$124.00 per lockset
Open Back Strike	2-1/4"	SB214	
Rabbeted front and strike		SR118	Add \$86.00 per lockset

\* If door thickness is standard or has been specified and no special door or frame condition exists, then only the first two characters of the optional strike Quick Code must be specified (e.g. "SA").

The correct lip length will be determined by our order entry system based on the standard or specified door thickness.

**Miscellaneous Options**

Description	Specify	Add or Deduct
Torx® head screws	M04	Add \$22.00 per lockset
ANSI wrought strike box	M17	No Charge
Knurling outside and inside <sup>1</sup>	M20	Add \$132.00 per lockset
Knurling outside only <sup>1</sup>	M21	Add \$66.00 per lockset
Knurling inside only	M22	Add \$66.00 per lockset
Abrasive coat outside and inside <sup>1</sup>	M23	Add \$82.00 per lockset
Abrasive coat inside only <sup>1</sup>	M24	Add \$41.00 per lockset
Abrasive coat outside only	M25	Add \$41.00 per lockset
Power/Remote Unlocking Harness	M35	Add \$47.00 per lockset
Forced/Propped Door <sup>2</sup>	M861	Add \$12.50 per lockset

Notes:

1. Not available with Vineyard™ or Muséo® levers.
2. Not compatible with M800

**CL33800 Cylindrical  
Standard Features**

**Handing**

Non-handed

**Door Thickness**

1-3/4" - 2"

**Backset**

2-3/4" Standard

**Strike**

ANSI curved lip

4-7/8" x 1-1/4" x 1-1/4"

**Cylinder**

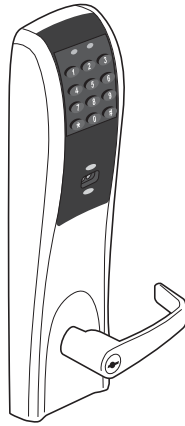
6-pin, L4, keyed random,  
0-bitted standard

**Keys**

Two nickel silver standard

**Weight**

9.5 lbs



**CL33800 Cylindrical Lock Ordering Examples**

**Stock Order**

Quantity	Series/ Function	Technology Code	Trim	Finish	Hand	Credential Quick Code
100	CL33834	TCAC2	NZZ	626	RHR	M803

**Split Trim/Finish Order**

Quantity	Series/ Function	Technology Code	Trim		Finish		Hand	Credential Quick Code
			Outside	Inside	Outside	Inside		
12	CL33834	TCAC2	NZZ	AZZ	626	625	LH	M803

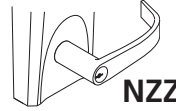
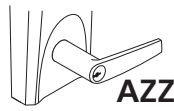
**Contract/Detailed Order**

Quantity	Keypad	Series/ Function	Technology Code	Trim	Finish	Hand	Door Thickness	Backset	Optional Strike	Credential Quick Code	Optional Cylinder	Keying
24	AA1	CL33834	TCAC2	NZZ	626	RHR	D214	B334	SC114	M802	C6	VKC3

**Lever Design: AZZ, NZZ, PZZ**

**Lever:** Zinc Die Cast

**Escutcheon:** Zinc Die Cast



Function	Description	AZZ, NZZ, PZZ, FZZ	
		Finish: 613E, 626	Finish: 611, 605, 606, 612, 613, 613L, 618, 619, 625, 722
CL33834	With key override x M800	\$1,078.00	\$1,173.00

**Access 800® Options**

Description	Specify	Add
100 User, keypad only	M800	No Charge
2000 User, keypad only	M801	\$155.00
2000 User, proximity only	M802	\$587.00
2000 User, keypad and proximity	M803	\$652.00
2000 User, keypad and RF actuation*	M804	\$369.00
2000 User, proximity and RF actuation*	M805	\$801.00
2000 User, keypad, proximity and RF actuation*	M806	\$865.00

\* Note: RF Fob must be ordered separately. See page 104.

**Cylindrical Lockset CL33800 Series Cylinder Options**

Description	Specify	Add or Deduct
Conventional 6-pin	(standard)	No Charge
Conventional 7-pin	7P	Add \$2.00 per cylinder
Less Standard Cylinder	LC	Deduct \$76.00 per cylinder
Access 3 Patented	AP	No Charge
Access 3 Security	AS	Add \$54.00 per cylinder
Access 3 High Security, UL 437	AHS	Add \$76.00 per cylinder
Access 3 IC Patented	ACP	Add \$71.00 per cylinder
Access 3 IC Security	ACS	Add \$120.00 per cylinder
Access 3 IC High Security, UL 437	ACHS	Add \$140.00 per cylinder
Pyramid Security Fixed Core	PS	Add \$55.00 per cylinder
Pyramid Security IC	PCS	Add \$124.00 per cylinder
Pyramid High Security Fixed Core	PHS	Add \$82.00 per cylinder
Pyramid High Security IC	PCHS	Add \$152.00 per cylinder
Pyramid IC Less Core	CLP	No Charge
Security	HS	Add \$105.00 per cylinder
Security IC	CHS	Add \$176.00 per cylinder
IC 6-pin	C6	Add \$71.00 per cylinder
IC 6-pin with Temporary Construction Core (Red)	CT6R	Add \$71.00 per cylinder
IC 6-pin with Temporary Construction Core (Blue)	CT6B	Add \$71.00 per cylinder
IC 6-pin with Temporary Construction Core (Green)	CT6G	Add \$71.00 per cylinder
IC 6-pin with Temporary Disposable Core	CT6D	No Charge
IC 6-pin Small Format Disposable Core	CTSD	No Charge
IC 6-pin Less Core	CL6	No Charge
IC 7-pin	C7	Add \$73.00 per cylinder
IC 7-pin with Temporary Construction Core (Red)	CT7R	Add \$73.00 per cylinder
IC 7-pin with Temporary Construction Core (Blue)	CT7B	Add \$73.00 per cylinder
IC 7-pin with Temporary Construction Core (Green)	CT7G	Add \$73.00 per cylinder
IC 7-pin with Temporary Disposable Core	CT7D	No Charge
IC 7-pin Less Core	CL7	No Charge
Lockset furnished in Schlage® C Keyway <sup>1</sup>	C	No Charge
Lockset furnished in SARGENT® LA Keyway <sup>2</sup>	LA	No Charge

**Keying Options\***

Description	Specify	Add or Deduct
0-Bitted with 2 blank keys	(standard)	No Charge
Keyed random	KR	No Charge
Construction master keyed <sup>1, 2</sup>	CMK	Add \$16.00 per cylinder
Visual key control (VKC)		
- No Stamping	VKC0	\$4.50
- Keys only	VKC1	No Charge
- Cylinders and Keys <sup>3</sup>	VKC2	\$8.00
- Cylinders only <sup>3</sup>	VKC3	\$8.00
Concealed key control (CKC)		
- CKC cylinders with VKC keys	CKC2	\$8.00
- CKC cylinders only <sup>3</sup>	CKC3	\$8.00
More than 2 keys per lock	KY# (e.g., KY6)	See page 66 - Cut Keys Section

\*For key bows other than 10 and 90, specify "KB" + bow number as Quick Code, e.g. KB12.

Notes:

1. CMK Construction master keying charge is in addition to master keying charge.
2. CMK Construction master keying is not available in Pyramid or Security series.
3. VKC2, VKC3, CKC3 are not available in Pyramid or Security series.



**Door Thickness Options**

Description	Specify	Add or Deduct
1-3/4"	(standard)	
2"	D214	Add \$6.00 per lockset

**Backset Options**

Description	Specify	Add or Deduct
2-3/4"	(standard)	No Charge
3-3/4"	B334	Add \$15.00 to lockset
5"	B500	Add \$24.00 to lockset

**Strike Options\***

(To purchase strike separately, see catalog or parts manual for part no.)

Lip Length	ANSI Straight Lip - Specify	ANSI Curved Lip - Specify	Add or Deduct
1"	SA100	SC100	No Charge
1-1/8"	SA118	SC118	
1-1/4"	(standard)	SC114	
1-3/8"	SA138	SC138	
1-1/2"	SA112	SC112	
1-3/4"	SA134	SC134	Add \$16.00 per lockset
2"	SA200	SC200	
2-1/4"	SA214	SC214	
2-1/2"	SA212	SC212	
2-3/4"	SA234	SC234	
3"	SA300	SC300	
Rabbeted front and strike		SR118	Add \$86.00 per lockset

\*If door thickness is standard or has been specified and no special door or frame condition exists, then only the first two characters of the optional strike Quick Code must be specified (e.g. "SC").  
 The correct lip length will be determined by our order entry system based on the standard or specified door thickness.

**Miscellaneous Options**

Description	Specify	Add or Deduct
Torx® head screws	M04	Add \$22.00 per lockset
Less cylinder, with tailpiece for Schlage® cylinder	M06	No Charge
Lever to accept Best® type core (NZZ & PZZ designs only)	M08	No Charge
Lever to accept Sargent® cylinder (NZZ & PZZ design only)	M09	No Charge
Rounded corners on latch front	M13	Add \$2.50 per latch
3/4" (19mm) throw fire latch	M16	Add \$100.00 per lockset
ANSI wrought strike box	M17	No Charge
Knurling outside and inside	M20	Add \$132.00 per lockset
Knurling outside only	M21	Add \$66.00 per lockset
Knurling inside only	M22	Add \$66.00 per lockset
Abrasive coat outside and inside	M23	Add \$82.00 per lockset
Abrasive coat inside only	M24	Add \$41.00 per lockset
Abrasive coat outside only	M25	Add \$41.00 per lockset
Power/Remote Unlocking Harness	M35	Add \$47.00 per lockset
Lever to accept Schlage® interchangeable core (NZZ & PZZ design only)	M69	No Charge
Forced door/propped door <sup>2</sup>	M861	Add \$12.50 per lockset

Notes: 2. Not compatible with M800

**ED5000 Exit Devices**  
**Standard Features**

**Handing**

Device non-handed; lever trim is handed

**Door Thickness**

1-3/4" Standard

**Stile**

4-1/2" Minimum width

**Strike**

Rim Device: Surface mounted 3/8" diameter roller strike

Mortise Device: ANSI curved lip strike

**Projection**

3-1/4" active, 2-3/4" dogged

**Trim**

Cylinder is not included. See page 99 for Cylinder options.

**Weight**

8.5 lbs



**ED5000 Series Exit Devices Ordering Examples**

**Exit Device Only**

Quantity	Series/Function	Finish	Hand	Misc. Options
24	ED5200S	626	RHR	M51-M54

**Trim Only**

Quantity	Trim/Function	Technology Code	Finish	Hand	Credential Quick Code
24	N9M833	TCAC2	625	RHR	M800

**Exit Device with Trim**

Quantity	Exit Device	Trim/Function	Technology Code	Finish	Hand	Cylinder Option	Door Thickness	Optional Strike	Door Width	Misc. Options	Credential Quick Code
65	ED5634L	N9M834	TCAC2	605	LHR	6P	D200	SB134	W048	M51-M54 & M800	M800

**Contract/Detailed Order - Rim Exit Device with Trim**

Quantity	Keyset	Exit Device	Trim/Function	Technology Code	Finish	Hand	Door Width	Credential Quick Code	Cylinder Option
36	AA1	ED5200	C9834	TCAC2	626	LHR	W048	M804	79

**Removable Mullion**

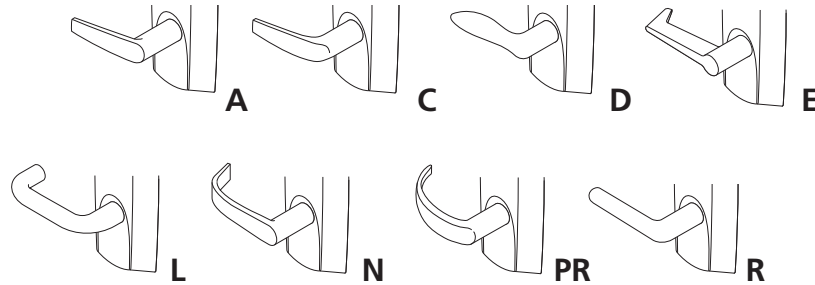
Quantity	Mullion	Misc. Options
24	908A	M57

**Mortise Exit Only**

Trim Type	Function	Panic	Fire
Lever	Entry without key override	ED5600L	ED5600AL
Lever	Entry with key override	ED5634L	ED5634AL

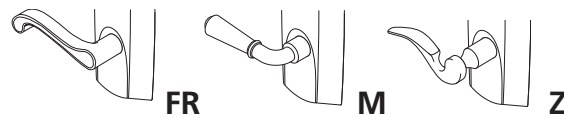
**ED5200(S)(A) Rim/SecureBolt® Device**  
**Lever Design: A, C, D, E, L, N, PR, R**

**Lever:** Cast      **Keypad/Controller Escutcheon:** Zinc Die Cast  
**Trim Escutcheon:** Forged



**Lever Design: FR, M, TS, Z**

**Lever:** Cast      **Keypad/Controller Escutcheon:** Zinc Die Cast  
**Trim Escutcheon:** Forged



**Use with ED5200(S)(A) Rim/SecureBolt® Device**

Note: Exit Device ordered separately, starting on page 207.

Function*	Description	A, C, D, E, L, N, R, PR		FR, M, Z	
		Finish: 613E, 630	Finish: 605, 606, 611, 612, 613, 618, 619, 625, 626, 629, 722	Finish: 613E, 626	Finish: 605, 606, 611, 612, 613, 618, 619, 625, 722
9833	Without key override x M800	\$1,193.00	\$1,213.00	\$1,193.00	\$1,213.00
9834	With key override x M800				

Note: For key override add Cylinder Quick Code Option and price.  
\*When specifying function, prefix with lever design.  
Refer to ED7000 sections for mechanical push bar pricing.  
Refer to the ED5000 section push pad exit device for order info.

**Access 800® Options**

Description	Specify	Add
100 User, keypad only	M800	No Charge
2000 User, keypad only	M801	\$155.00
2000 User, proximity only	M802	\$587.00
2000 User, keypad and proximity	M803	\$652.00
2000 User, keypad and RF actuation*	M804	\$369.00
2000 User, proximity and RF actuation*	M805	\$801.00
2000 User, keypad, proximity and RF actuation*	M806	\$865.00

\* Note: RF Fob must be ordered separately. See page 104.

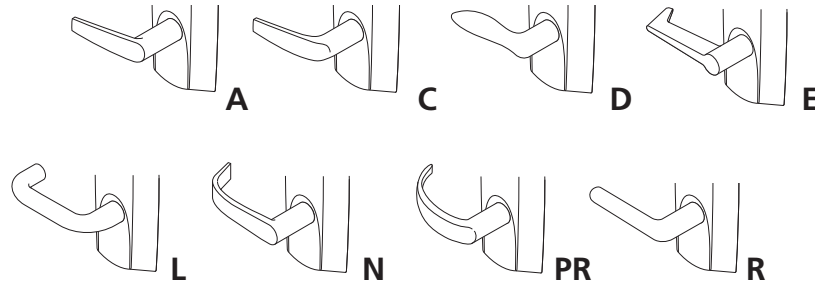
**ED5633(A)L & ED5634(A)L Mortise Device**

**Lever Design: A, C, D, E, L, N, PR, R**

**Lever:** Cast

**Keypad/Controller Escutcheon:** Zinc Die Cast

**Trim Escutcheon:** Forged

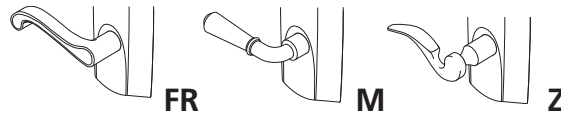


**Lever Design: FR, M, TS, Z**

**Lever:** Cast

**Keypad/Controller Escutcheon:** Zinc Die Cast

**Trim Escutcheon:** Forged



**Use with ED5633(A)L & ED5634(A)L Mortise Device**

Note: Exit Device ordered separately, starting on page 207.

Function*	Description	A, C, D, E, L, N, R, PR		FR, M, Z	
		Finish: 613E, 630	Finish: 605, 606, 611, 612, 613, 618, 619, 625, 626, 629, 722	Finish: 613E, 626	Finish: 605, 606, 611, 612, 613, 618, 619, 625, 722
9M833	Without key override x M800	\$1,152.00	\$1,172.00	\$1,152.00	\$1,172.00
9M834	With key override x M800				

Note: 9M833 and 9M834 cannot be retrofitted to an existing ED5600 Series mortise device. When ordered as "Trim Only", 9M833 and 9M834 will be furnished with the appropriate mortise lock (refer to Parts Price List for mortise lock body pricing). If a "Trim Only" order is intended for retrofitting and exit device with an M91 Bolt Monitor or an M93 Trim Monitor function, that function must be specified with the trim order to ensure the correct lock is furnished.

Note: For key override, add Cylinder Quick Code Option and price. See page 99.

\*When specifying function, prefix with lever design.

Refer to ED7000 sections for mechanical push bar pricing.

Refer to the ED5000 section push pad exit device for order info.

**Access 800® Options**

Description	Specify	Add
100 User, keypad only	M800	No Charge
2000 User, keypad only	M801	\$155.00
2000 User, proximity only	M802	\$587.00
2000 User, keypad and proximity	M803	\$652.00
2000 User, keypad and RF actuation*	M804	\$369.00
2000 User, proximity and RF actuation*	M805	\$801.00
2000 User, keypad, proximity and RF actuation*	M806	\$865.00
Gasket	M99	No Charge

Notes: 1. Available 0-bitted and Key Random (KR) only.

2. Available 0-bitted only.

\* Note: RF Fob must be ordered separately. See page 104.

<b>Exit Device ED5000 Series Cylinder Options*</b>		
<b>Description</b>	<b>Specify</b>	<b>Add or Deduct</b>
Conventional 6-pin	6P**	Add \$83.00 per cylinder
Conventional 7-pin	7P	Add \$85.00 per cylinder
Access 3 Patented	AP	Add \$83.00 per cylinder
Access 3 Security	AS	Add \$132.00 per cylinder
Access 3 High Security, UL 437	AHS	Add \$152.00 per cylinder
Access 3 IC Patented	ACP	Add \$154.00 per cylinder
Access 3 IC Security	ACS	Add \$203.00 per cylinder
Access 3 IC High Security, UL 437	ACHS	Add \$223.00 per cylinder
Pyramid Security Fixed Core	PS	Add \$138.00 per cylinder
Pyramid Security IC	PCS	Add \$197.00 per cylinder
Pyramid High Security Fixed Core	PHS	Add \$167.00 per cylinder
Pyramid High Security IC	PCHS	Add \$235.00 per cylinder
Pyramid IC with Temporary Construction Core	CTP	Add \$154.00 per cylinder
Pyramid IC with Temporary Disposable Core	CTPD	Add \$83.00 per cylinder
Pyramid IC Less Core	CLP	Add \$83.00 per cylinder
Security	HS	Add \$189.00 per cylinder
Security IC	CHS	Add \$259.00 per cylinder
IC 6-pin	C6	Add \$154.00 per cylinder
IC 6-pin with Temporary Construction Core (Red)	CT6R	Add \$154.00 per cylinder
IC 6-pin with Temporary Construction Core (Blue)	CT6B	Add \$154.00 per cylinder
IC 6-pin with Temporary Construction Core (Green)	CT6G	Add \$154.00 per cylinder
IC 6-pin with Temporary Disposable Core	CT6D	Add \$83.00 per cylinder
IC 6-pin less core	CL6	Add \$83.00 per cylinder
SFIC 6-pin with Less Core	CLS6	Add \$83.00 per cylinder
IC 6-pin with SFIC disposable temporary core	CT6SD	Add \$83.00 per cylinder
IC 7-pin	C7	Add \$158.00 per cylinder
IC 7-pin with Temporary Construction Core (Red)	CT7R	Add \$158.00 per cylinder
IC 7-pin with Temporary Construction Core (Blue)	CT7B	Add \$158.00 per cylinder
IC 7-pin with Temporary Construction Core (Green)	CT7G	Add \$158.00 per cylinder
IC 7-pin with Temporary Disposable Core	CT7D	Add \$85.00 per cylinder
IC 7-pin less core	CL7	Add \$85.00 per cylinder
SFIC 7-pin with Less Core	CLS7	Add \$85.00 per cylinder
IC 7-pin with SFIC disposable temporary core	CT7SD	Add \$85.00 per cylinder
*Optional dogging cylinder will be furnished with the same mechanism and keyed alike with the trim cylinder, unless otherwise specified. If different keying or cylinder type is required, specify outside (trim) first, then inside (dogging) cylinder. **6P cylinder option is supplied in 6-pin, L4 keyway, 0-bitted with two nickel silver keys.		
<b>Keying Options*</b>		
<b>Description</b>	<b>Specify</b>	<b>Add or Deduct</b>
0-Bitted with 2 blank keys	(standard)	No Charge
Keyed random	KR	No Charge
Construction master keyed <sup>1,2</sup>	CMK	Add \$16.00 per cylinder
Visual key control (VKC)		
- No stamping	VKC0	\$4.50
- Keys only	VKC1	No Charge
- Cylinders and keys <sup>3</sup>	VKC2	\$8.00
- Cylinders only <sup>3</sup>	VKC3	\$8.00
Concealed key control (CKC)		
- CKC cylinders with VKC keys	CKC2	\$8.00
- CKC cylinders only <sup>3</sup>	CKC3	\$8.00
More than 2 keys per lock	KY# (e.g., KY6)	See page 66 - Cut Keys Section
*For key bows other than 10 and 90, specify "KB" + bow number as Quick Code, e.g. KB12. Notes: 1. CMK Construction master keying charge is in addition to master keying charge. 2. CMK Construction master keying is not available in Pyramid or Security series. 3. VKC2, VKC3, CKC3 are not available in Pyramid or Security series.		

**Strike Options\***

Description	Specify	Add or Deduct
Mortise Device		
-ANSI strike for pair of doors w/astragal (7/8" L to C)	SS078	No Charge
-Open back strike for 1-3/4" door	SB134	Add \$72.00 per lockset
-Open back strike for 2-1/4" door	SB214	\$128.00

\*(To purchase strike separately, see catalog or parts manual for part no.)

**Door Thickness Options**

Description	Specify	Add or Deduct
1-3/4"	(standard)	No Charge
2"	D200	No Charge
2-1/4"	D214	No Charge

**Door Width Options**

Description	Specify	Add or Deduct
24"	W024	Add \$292.00 per device
36"	(standard)	No Charge
48"	W048	Add \$35.00 per device

**Miscellaneous Options**

Description	Specify	Add or Deduct
Torx® Head Screws	M04	Add \$42.00 per device
ANSI wrought strike box (mortise)	M17	No Charge
Knurling outside & inside (embossed touchbar - device side) <sup>1</sup>	M20	Add \$139.00 per device
Knurling outside only (trim side) <sup>1</sup>	M21	Add \$65.00 per device
Knurling inside only (embossed touchbar - device side)	M22	Add \$74.00 per device
Abrasive coat outside and inside (trim and device) <sup>1</sup>	M23	Add \$88.00 per device
Abrasive coat inside only (device side)	M24	Add \$46.00 per device
Abrasive coat outside only (trim side) <sup>1</sup>	M25	Add \$42.00 per device
Power/Remote Unlocking Harness	M35	Add \$47.00 per lockset
Less dogging	M51	No Charge
Cylinder dogging	M52	Add \$78.00 per device
Sex nuts and bolts (SNBs)	M54	No Charge
Shim kit (for vision light)	M58	Add \$96.00 per device
Wood screws for use on fire-rated solid wood or wood core doors	M64	No Charge
Forced/Propped Door <sup>2</sup>	M861	Add \$12.50 per lockset

Notes: 1. Not available with Vineyard™ or Muséo® levers.  
 2. Not compatible with M800

**Electrified Options**

Description	Specify	Add or Deduct
Exit Alarm Device (cylinder not included)	M61	\$682.00
Bolt Position Monitoring	M91	Add \$217.00
Touchbar Monitoring or Signaling	M92*	Add \$204.00
Outside Monitoring or Signaling	M93	Add \$204.00
Motor Latch Retraction	MELR	\$835.00
Electric Dogging	M97	Add \$416.00

\*M92 is included with M861 option.

**Delayed Egress Options**

Description	Specify	Add or Deduct
Delayed Egress (15-second delay)	D	Add \$1533.00
30-second delay (may be accepted by local jurisdiction)	M88	\$103.00
BOCA 15-second delay	M89	\$103.00
BOCA 30-second delay	M90	\$103.00

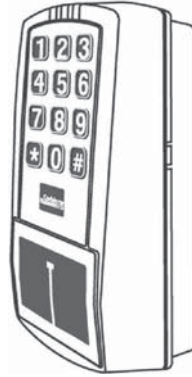
**Electrified Accessories**

Description	Specify	Add or Deduct
Power Supply 9VDC Output	784	\$436.00
Power Supply 1.0 Amp @ 24 VDC Output	BPS-24-1	\$327.00
Power Supply 2 Amp @ 24 VDC Output	BPS-24-2	\$664.00
SPDT Maintained Switch (includes LED)	MKA	\$124.00
SPDT Maintained Switch (includes LED)	MKAN	\$189.00
SPDT Momentary Switch (includes LED)	MK	\$189.00
SPDT Momentary Switch (illuminated)	PB3	\$140.00
SPDT Maintained (Alt. Action) Switch	PB3EA	\$111.00
Sonalert 90lbs. @ 2ft. 12-24VDC mounted on one gang stainless steel plate	PZ1	\$93.00
Alarm Kit (cylinder is not included)**	ED50AK	\$774.00
Concealed transfer for over 120° swing doors	EPTL	\$124.00

\*\*Alarm Kit cannot be installed in the field to surface vertical rod device.

Any attempt to do so voids all warranties

**WM800**



Function	Description	Finish: Dark Gray
WM800	Reader/Controller	\$1,068.00

Includes weather gasket and glass mounting kit



**Custom Wiring Diagram Services:**

Part Number	Description	Price
WD-BASIC	Basic riser / elevation diagrams	Contact 800-810-WIRE (9473) for pricing
WD-SPEC	Specification package	
WD-P2P	Point to Point package	
WD-SYSPK	System Package	
WD-SWP	Special Wiring Package	

**Keypad Versions (w/Ribbon Cable)**

Part Number	Description	Price
708F809	M800 (100 user, keypad only)	\$194.00
708F089	M801, M803, M804, M806 (2000 user keypad and keypad + prox)	\$457.00
708F099	M802, M805 (2000 user prox only)	\$372.00

**100 User Controllers – Contact 800-810-WIRE (9473) for pricing**

Part Number	Description	Price
708F819	M800 (100 user, keypad only) - Cylindrical	\$402.00
708F829	M800 (100 user, keypad only) - Mortise/Exits	

**2000 User Cylindrical Controllers**

Part Number	Description	Price
712F009	M801 (2000 user, keypad)	\$668.00
712F019	M802 or M803 (2000 user prox only or keypad + prox)	\$1,038.00
712F029	M804 (2000 user keypad + RF*)	\$890.00
712F039	M805 or M806 (prox + RF* or keypad + prox + RF*)	\$1,262.00

**2000 User Mortise & Exit Controllers**

Part Number	Description	Price
712F049	M801 (2000 user, keypad)	\$668.00
712F059	M802 or M803 (2000 user prox only or keypad + prox)	\$1,038.00
712F069	M804 (2000 user keypad + RF*)	\$890.00
712F079	M805 or M806 (prox + RF* or keypad + prox + RF*)	\$1,262.00

**Software**

Part Number	Description	Price
790F139	SoloPlus™ Software	\$326.00

\* Note: RF Fob must be ordered separately. See page 104.

**Credentials**

Part Number	Description	Order Multiples*	Order Minimums	Price (Each)
767F479	C/R 26 bit iCLASS 210 blank	Order 25-	100	\$10.50
767F489	HID 26 bit iCLASS 210 blank	Order 25-	100	
794F329	C/R 26 bit ISO Prox II blank	Order 25-	100	
794F359	HID® 26 bit ISO Prox II with logo	Order 25-	100	
794F369	HID 26 bit ISO Prox II without logo	Order 25-	100	
794F429	C/R MicroProx® tag	Order 10-	100	\$8.50
794F449	HID MicroProx tag with customer site code	Order 10-	100	
708F999	RF FOB	Order 1	1	\$97.00

\*Sold only in multiples of the number indicated.

Note: For HID credentials, site/facility code and card sequence numbers must be specified.

**Hardware**

Part Number	Description	Price
708F979	Conduit	\$13.00
793F039	784 Remote power supply (includes Plug-in Wall Transformer, 12 feet of shielded wire)	\$444.00
793F049	Plug in wall transformer	\$58.00
793F059	Cable assembly - power supply	\$55.00
793F069	Power/remote unlocking harness	\$60.00
793F089	12 V 1.2 A/Hr. Gel Cell Battery	\$64.00
793F199	Battery, Alkaline (AA) (single battery)	\$3.00
793F029	Ribbon Cable	\$34.00
712F089	New Enrollment Station	\$703.00
712F119	Forced/Propped Door Harness; when ordered separately	\$24.00
M861	Forced/Propped Door Function ordered with device	Add \$12.50 per lockset
M35	Power/Remote Unlocking Harness; ordered with device	Add \$47.00 per lockset
711F989	Power/Remote Unlocking Harness; when ordered separately	\$58.00

**Gaskets**

Part Number	Description	Price
794F509	Exit device - Keypad	\$10.00
794F519	Exit device trim	\$10.00
794F529	Cylindrical lock	\$13.00
794F539	Mortise lock	\$13.00

**Accessories**

Part Number	Description	Price
790F109	Data Transfer Device (DTD)	\$753.00

Notes: 1. Data Transfer Device (DTD) package includes: Handheld DTD, SoloPlus software CD, USB cable, four (4) AA batteries, instructions and a lanyard.

**MORTISE LOCKSETS & TRIM**
**PAGES**
**ML2000 Series:**

MicroShield®	123
ML2000 Series	124
ML2000 Series: LWA, RWA, LWN, LWM, LWP, LWR	125
ML2000 Series: LSA, LSN, LSM, LSP, LSR	126
ML2000 Series: ASA, CSA, NSA, PSA, RSA, NSM, NSN, NSP, NSR	127
ML2000 Series: DSA, ESA, DSM, DSN, DSP, DSR	128
ML2000 Series: GZA, GZB, GZF, GZH, YZA, YZB, YZF, YZH, GZM, GZP, GZR	129
ML2000 Series: GRC, GRD, GRE, GRM, GRN, GRP, GRR	130
ML2000 Series: GWC, GWD, GWE, GWM, GWN, GWP, GWR	131
ML2000 Series: YWA, YWM, YWN, YWP, YWR	132
ML2000 Series: GSA, GSM, GSN, GSP, GSR	133
ML2000 Series Vineyard Collection: FSG, MSG, ZSG, FSL, MSL, ZSL	134
ML2000 Series: Deadbolts: M, N, P, L, R	135
Vandal Resistant Trim: CSV, NSV	136

*Discontinued*

**ML20900 Series/ML20600 Series NAC:**


ML20900 Series: LWA, RWA, LWM, LWN, LWR, ASA, CSA, LSA, NSA, PSA, RSA, NSM, NSN, NSR	137
ML20600 Series NAC: LWA, RWA, LWM, LWN, LWR, ASA, CSA, LSA, NSA, PSA, RSA, NSM, NSN, NSR	138
ML20900 Series: DSA, ESA, DSM, DSN, DSR, CSV, NSV	139
ML20600 Series NAC: DSA, ESA, DSM, DSN, DSR, CSV, NSV	140
ML20900 Series Vineyard Collection: FSG, MSG, ZSG, FSL, MSL, ZSL	141
ML20600 Series NAC Vineyard Collection: FSG, MSG, ZSG, FSL, MSL, ZSL	142
ML20900 Series: GZA, GZB, GZF, GZH, YZA, YZB, YZF, YZH, GZM, GZP, GZR	143
ML20900 Series: GRC, GRD, GRE, GRM, GRN, GRP, GRR, NAC: GWC, GWD, GWE, GWM, GWN, GWR	144
ML20900 Series: YWA, YMM, YWN, YWR, NAC: GSA, GSM, GSN, GSR	145
ML20600 & ML20900 Series: Voltage, Electrified Options, Accessories	146
ML2000 & ML20900 Series: Ordering Example, Conversion Kits	147

*Discontinued*

**ML2000/20900 Series:**

ML2000 & ML20900 Series Cylinder & Keying Options	148
ML2000 & ML20900 Series Cylinder & Keying Options (Continued), ML2000/20900 Strike Options	149
ML2000 & ML20900 Series Door Thickness with Locksets Mortised on Center, Panel Applications	150
ML2000 & ML20900 Series Miscellaneous Options, Thumbturn Options	151
Blank Page	152



Look for the  *MicroShield* icon.

**MicroShield®**

As part of their promise to provide innovative solutions to their customers, certain ASSA ABLOY Group brands offer the MicroShield® technology, a silver-based antimicrobial coating designed to inhibit the growth of bacteria.

MicroShield® is a registered trademark of Yale Security Inc., an ASSA ABLOY Group company.

Product	Series	MicroShield® Coated Components
Mortise Locks	ML2000 Series	Knobs/Levers, roses and/or escutcheons

**AVAILABLE FINISHES**

- MicroShield® is available on 626 and 630. Other finishes available by Special Product Application Request Form only.
- Specify 626C (satin chrome plated) or 630C (satin stainless steel) when ordering.
- MicroShield® coating will be applied over 626 and 630 finishes. All components will match 626.

*Note: MicroShield® coating will only be applied to "high touch" components.*

**HOW TO ORDER**

Product	How to Order
Mortise Locks	ML2055 x LWA x 626C x RHR

Description	Add
Mortise Locks	Add \$62.00

**Standard Features**

**Handing**

Field reversible

**Door Thickness**

1-3/4"

**Backset**

2-3/4"

**Warranty**

10 Years

**Strike**

ANSI straight lip  
4-7/8" x 1-1/4" x 1-1/8" lip to center

**Cylinder**

Brass, 6-pin, L4 keyway, 0-bitted

**Keys**


Two nickel silver keys

**Case Quantity**

6

**Case Weight**

Variable



**Ordering Example**

**Stock Order**

Quantity	Series/Function	Trim	Finish	Hand
100	ML2055	LSB	626	RHR

**Split Trim/Split Finish**

Quantity	Series/Function	Trim		Finish		Hand
		Outside	Inside	Outside	Inside	
12	ML2055	LSB	GRC	626	625	RHR

Split trim is not available mixing escutcheon with sectional trim or with a different escutcheon

**Contract/Detailed Order**

Quantity	Keyset	Series/Function	Trim	Finish	Hand	Strike	Misc. Options	Cylinder and Keying
24	AA1	ML2055	LSB	626	RHR	SA200	M17-M26	C7-VKC3

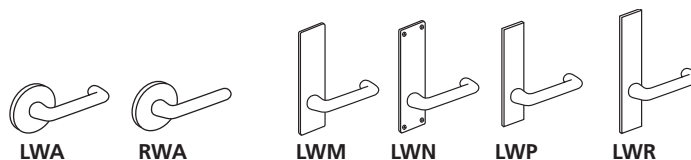
**Working Trim Only**

Quantity	Function only	Trim	Finish	Hand	Door Thickness	Misc. Options
6	ML2055	LWA	626	RHR	D214	M31

(includes grip and spindle, rose or escutcheon, thumbturn, adapters and screws)

**High Security Monitoring Option Order**

Quantity	Series/Function	Technology Code	Trim	Finish	Hand	Fail Safe/ Fail Secure	High Security Monitoring Options
24	ML20608	NAC	ASA	626	RHR	SEC	PHRR01



LWA RWA  
Lever: Wrought  
Rose: Wrought

LWM LWN LWP  
Lever: Wrought  
Escutcheon: Wrought

LWR  
Lever: Wrought  
Escutcheon: Solid Stainless Steel  
or Forged Brass

<b>Levers: LW, RW</b> <b>Roses: A</b> <b>Roses: B, F (see note 1)</b>	
<b>613E, 626</b>	<b>605, 606, 611, 612, 613, 618, 619, 625, 629, 630, 722</b>

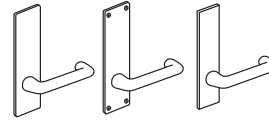
<b>Levers: LW, RW</b> <b>Escutcheons: M, N, P</b>	
<b>613E, 626</b>	<b>605, 606, 611, 612, 613, 618, 619, 625, 629, 630, 722</b>

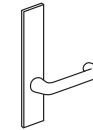
<b>Levers: LW, RW</b> <b>Escutcheons: R (see note 2)</b>	
<b>613E, 626</b>	<b>605, 606, 611, 612, 613, 618, 619, 625, 629, 630, 722</b>

Function	Model	Description	Price 1	Price 2	Price 3	Price 4	Price 5	Price 6
Non-Keyed	ML2010	Passage	\$603.00	\$627.00	\$623.00	\$647.00	\$677.00	\$701.00
	ML2020	Privacy	\$722.00	\$746.00	\$742.00	\$766.00	\$796.00	\$820.00
	ML2030	Privacy						
	ML2060	Privacy	\$659.00	\$683.00	\$679.00	\$703.00	\$733.00	\$757.00
	ML2050	Half Dummy	\$313.00	\$325.00	\$323.00	\$347.00	\$350.00	\$374.00
	ML2070	Full Dummy	\$626.00	\$650.00	\$646.00	\$670.00	\$700.00	\$724.00
	ML2080	Half Active Dummy Trim	\$303.00	\$315.00	\$323.00	\$347.00	\$377.00	\$401.00
	ML2090	Full Active Dummy Trim	\$616.00	\$640.00	\$636.00	\$660.00	\$690.00	\$714.00
Single Cylinder	ML2003	Classroom	\$733.00	\$757.00	\$753.00	\$777.00	\$807.00	\$831.00
	ML2051	Office						
	ML2055	Classroom						
	ML2056	Classroom						
	ML2057	Storeroom						
	ML2069	Institution Privacy						
	ML2053	Entrance	\$746.00	\$770.00	\$766.00	\$790.00	\$820.00	\$844.00
	ML2054	Entrance						
	ML2058	Entrance Holdback						
	ML2068	Privacy or Apartment						
Single Cylinder with Deadbolt	ML2024	Entrance	\$769.00	\$793.00	\$789.00	\$813.00	\$843.00	\$867.00
	ML2048	Entrance						
	ML2065	Dormitory						
	ML2059	Security Storeroom						
	ML2067	Apartment						
	ML2073	Classroom Security						
	ML2075	Entrance/Office						
	ML2029	Hotel	\$824.00	\$848.00	\$844.00	\$868.00	\$898.00	\$922.00
Double Cylinder	ML2002	Classroom Intruder	\$816.00	\$840.00	\$836.00	\$860.00	\$890.00	\$914.00
	ML2032	Institution						
	ML2042	Entrance						
	ML2052	Classroom Intruder						
Double Cylinder with Deadbolt	ML2022	Store Door	\$852.00	\$876.00	\$872.00	\$896.00	\$926.00	\$950.00
	ML2062	Intruder Deadbolt						
	ML2072	Classroom Security						
	ML2082	Intruder						
	ML2092	Dormitory Security Institution						
Full Working Trim (Quick Code M31) No cylinder; includes thumbturn lever			\$506.00	\$530.00	\$526.00	\$550.00	\$580.00	\$604.00

NOTE:  
 1 - Rose substitutions for LWA, RWA: 2-1/4" cast rose in place of 2-1/4" wrought rose, substitute letter "B" in place of "A" (e.g. LWB). **Add \$38.00 per lockset.** 2-7/8" cast rose in place of 2-1/4" wrought rose, substitute letter "F" in place of "A" (e.g. RWF). **Add \$52.00 per lockset.**  
 2 - "R" Escutcheon trims are available for 1 3/8", 1 3/4", 2", or 2 1/4" door thickness only.


**LSA**

 Lever: Cast  
Rose: Wrought

**LSM LSN LSP**

 Lever: Cast  
Escutcheon: Wrought

**LSR**

 Lever: Cast  
Escutcheon: Solid Stainless Steel  
or Forged Brass

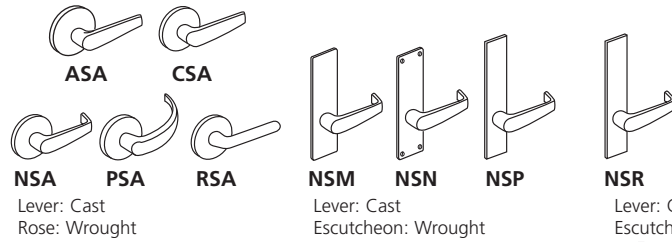
<b>Levers: LS</b> <b>Roses: A</b> Roses: B, F (see note 1)	
613E, 626	605, 606, 611, 612, 613, 618, 619, 625, 629, 630, 722

<b>Levers: LS</b> <b>Escutcheons: M, N, P</b>	
613E, 626	605, 606, 611, 612, 613, 618, 619, 625, 629, 630, 722

<b>Levers: LS</b> <b>Escutcheons: R (see note 2)</b>	
613E, 626	605, 606, 611, 612, 613, 618, 619, 625, 629, 630, 722

Function								
Non-Keyed	ML2010	Passage	\$623.00	\$709.00	\$760.00	\$784.00	\$794.00	\$818.00
	ML2020	Privacy	\$732.00	\$824.00	\$869.00	\$893.00	\$903.00	\$927.00
	ML2030	Privacy						
	ML2060	Privacy	\$698.00	\$788.00	\$835.00	\$859.00	\$869.00	\$893.00
	ML2050	Half Dummy	\$239.00	\$334.00	\$401.00	\$425.00	\$418.00	\$442.00
	ML2070	Full Dummy	\$478.00	\$573.00	\$802.00	\$826.00	\$836.00	\$860.00
	ML2080	Half Active Dummy Trim	\$423.00	\$511.00	\$398.00	\$422.00	\$442.00	\$466.00
	ML2090	Full Active Dummy Trim	\$662.00	\$750.00	\$799.00	\$823.00	\$833.00	\$857.00
Single Cylinder	ML2003	Classroom	\$779.00	\$874.00	\$916.00	\$940.00	\$950.00	\$974.00
	ML2051	Office						
	ML2055	Classroom						
	ML2056	Classroom						
	ML2057	Storeroom	\$792.00	\$887.00	\$929.00	\$953.00	\$963.00	\$987.00
	ML2069	Institution Privacy						
	ML2053	Entrance						
ML2054	Entrance							
ML2058	Entrance Holdback							
ML2068	Privacy or Apartment							
Single Cylinder with Deadbolt	ML2024	Entrance	\$815.00	\$912.00	\$952.00	\$976.00	\$986.00	\$1,010.00
	ML2048	Entrance						
	ML2065	Dormitory						
	ML2059	Security Storeroom						
	ML2067	Apartment						
	ML2073	Classroom Security						
	ML2075	Entrance/Office						
ML2029	Hotel	\$870.00	\$970.00	\$1,007.00	\$1,031.00	\$1,041.00	\$1,065.00	
Double Cylinder	ML2002	Classroom Intruder	\$862.00	\$961.00	\$999.00	\$1,023.00	\$1,033.00	\$1,057.00
	ML2032	Institution						
	ML2042	Entrance						
	ML2052	Classroom Intruder						
Double Cylinder with Deadbolt	ML2022	Store Door	\$898.00	\$999.00	\$1,035.00	\$1,059.00	\$1,069.00	\$1,093.00
	ML2062	Intruder Deadbolt						
	ML2072	Classroom Security Intruder						
	ML2082	Dormitory						
	ML2092	Security Institution						
Full Working Trim (Quick Code M31) No cylinder; includes thumbturn lever			\$512.00	\$607.00	\$705.00	\$729.00	\$739.00	\$763.00

NOTE:  
 1 - Rose substitutions for LSA: 2-1/4" cast rose in place of 2-1/4" wrought rose, substitute letter "B" in place of "A" (e.g. LSB). **Add \$38.00 per lockset.**  
 2-7/8" cast rose in place of 2-1/4" wrought rose, substitute letter "F" in place of "A" (e.g. LSF). **Add \$52.00 per lockset.**  
 2 - "R" Escutcheon trims are available for 1 3/8", 1 3/4", or 2 1/4" door thickness only



<b>Levers: AS, CS, NS PS, RS</b> <b>Roses: A</b> Roses: B, F (see note 1)		<b>Levers: AS, CS, NS, PS, RS</b> <b>Escutcheons: M, N, P</b>		<b>Levers: AS, CS, NS, PS, RS</b> <b>Escutcheons: R (see note 2)</b>	
613E, 626	605, 606, 611, 612, 613, 618, 619, 625, 629, 630, 722	613E, 626	605, 606, 611, 612, 613, 618, 619, 625, 629, 630, 722	613E, 626	605, 606, 611, 612, 613, 618, 619, 625, 629, 630, 722

Function	Model	Description	Price 1	Price 2	Price 3	Price 4	Price 5	Price 6
Non-Keyed	ML2010	Passage	\$740.00	\$764.00	\$760.00	\$784.00	\$794.00	\$818.00
	ML2020	Privacy	\$849.00	\$873.00	\$869.00	\$893.00	\$903.00	\$927.00
	ML2030	Privacy						
	ML2060	Privacy	\$815.00	\$839.00	\$835.00	\$859.00	\$869.00	\$893.00
	ML2050	Half Dummy	\$391.00	\$403.00	\$401.00	\$425.00	\$418.00	\$442.00
	ML2070	Full Dummy	\$782.00	\$806.00	\$802.00	\$826.00	\$836.00	\$860.00
	ML2080	Half Active Dummy Trim	\$388.00	\$400.00	\$398.00	\$422.00	\$442.00	\$466.00
	ML2090	Full Active Dummy Trim	\$779.00	\$803.00	\$799.00	\$823.00	\$833.00	\$857.00
Single Cylinder	ML2003	Classroom	\$896.00	\$920.00	\$916.00	\$940.00	\$950.00	\$974.00
	ML2051	Office						
	ML2055	Classroom						
	ML2056	Classroom						
	ML2057	Storeroom	\$909.00	\$933.00	\$929.00	\$953.00	\$963.00	\$987.00
	ML2069	Institution Privacy						
	ML2053	Entrance						
	ML2054	Entrance						
ML2058	Entrance Holdback	\$987.00	\$1,011.00	\$1,007.00	\$1,031.00	\$1,041.00	\$1,065.00	
ML2068	Privacy or Apartment							
Single Cylinder with Deadbolt	ML2024	Entrance	\$932.00	\$956.00	\$952.00	\$976.00	\$986.00	\$1,010.00
	ML2048	Entrance						
	ML2065	Dormitory						
	ML2059	Security Storeroom						
	ML2067	Apartment	\$987.00	\$1,011.00	\$1,007.00	\$1,031.00	\$1,041.00	\$1,065.00
	ML2073	Classroom Security						
	ML2075	Entrance/Office						
ML2029	Hotel							
Double Cylinder	ML2002	Classroom Intruder	\$979.00	\$1,003.00	\$999.00	\$1,023.00	\$1,033.00	\$1,057.00
	ML2032	Institution						
	ML2042	Entrance						
	ML2052	Classroom Intruder						
Double Cylinder with Deadbolt	ML2022	Store Door	\$1,015.00	\$1,039.00	\$1,035.00	\$1,059.00	\$1,069.00	\$1,093.00
	ML2062	Intruder Deadbolt						
	ML2072	Classroom Security						
	ML2082	Intruder						
	ML2092	Dormitory Security Institution						
Full Working Trim (Quick Code M31) No cylinder; includes thumbturn lever			\$685.00	\$709.00	\$705.00	\$729.00	\$739.00	\$763.00

**NOTE:**

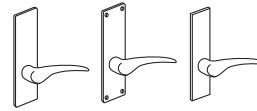
1 - Rose substitutions for ASA, CSA, etc.: 2-1/4" cast rose in place of 2-1/4" wrought rose, substitute letter "B" in place of "A" (e.g. NSB). **Add \$38.00 per lockset.** 2-7/8" cast rose in place of 2-1/4" wrought rose, substitute letter "F" in place of "A" (e.g. NSF). **Add \$52.00 per lockset.**

2 - "R" Escutcheon trims are available for 1 3/8", 1 3/4", or 2 1/4" door thickness only

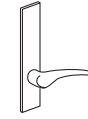




**DSA ESA**  
Lever: Cast  
Rose: Wrought



**DSM DSN DSP**  
Lever: Cast  
Escutcheon: Wrought



**DSR**  
Lever: Cast  
Escutcheon: Solid Stainless Steel  
or Forged Brass

<b>Levers: DS, ES</b>	
<b>Roses: A</b>	
<b>Roses: B, F (see note 1)</b>	
<b>613E, 626</b>	<b>605, 606, 611, 612, 613, 618, 619, 625, 629, 630, 722</b>

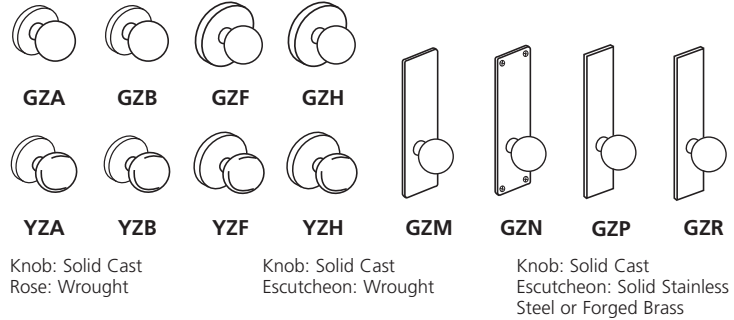
<b>Levers: DS, ES</b>	
<b>Escutcheons: M, N, P</b>	
<b>613E, 626</b>	<b>605, 606, 611, 612, 613, 618, 619, 625, 629, 630, 722</b>

<b>Levers: DS, ES</b>	
<b>Escutcheons: R (see note 2)</b>	
<b>613E, 626</b>	<b>605, 606, 611, 612, 613, 618, 619, 625, 629, 630, 722</b>

Function								
Non-Keyed	ML2010	Passage	\$765.00	\$789.00	\$785.00	\$809.00	\$819.00	\$843.00
	ML2020	Privacy	\$874.00	\$898.00	\$884.00	\$908.00	\$928.00	\$952.00
	ML2030	Privacy						
	ML2060	Privacy						
	ML2050	Half Dummy						
	ML2070	Full Dummy						
	ML2080	Half Active Dummy Trim						
	ML2090	Full Active Dummy Trim						
Single Cylinder	ML2003	Classroom						
	ML2051	Office						
	ML2055	Classroom						
	ML2056	Classroom						
	ML2057	Storeroom						
	ML2069	Institution Privacy						
	ML2053	Entrance						
	ML2054	Entrance						
	ML2058	Entrance Holdback						
ML2068	Privacy or Apartment							
Single Cylinder with Deadbolt	ML2024	Entrance	\$957.00	\$981.00	\$977.00	\$1,001.00	\$1,011.00	\$1,035.00
	ML2048	Entrance						
	ML2065	Dormitory						
	ML2059	Security Storeroom						
	ML2067	Apartment						
	ML2073	Classroom Security						
	ML2075	Entrance/Office						
ML2029	Hotel							
Double Cylinder	ML2002	Classroom Intruder	\$1,004.00	\$1,028.00	\$1,024.00	\$1,048.00	\$1,058.00	\$1,082.00
	ML2032	Institution						
	ML2042	Entrance						
	ML2052	Classroom Intruder						
Double Cylinder with Deadbolt	ML2022	Store Door	\$1,040.00	\$1,064.00	\$1,060.00	\$1,084.00	\$1,094.00	\$1,118.00
	ML2062	Intruder Deadbolt						
	ML2072	Classroom Security Intruder						
	ML2082	Dormitory						
	ML2092	Security Institution						
Full Working Trim (Quick Code M31) No cylinder; includes thumbturn lever			\$735.00	\$759.00	\$755.00	\$779.00	\$789.00	\$813.00

NOTE:

1 - Rose substitutions for DSA, ESA: 2-1/4" cast rose in place of 2-1/4" wrought rose, substitute letter "B" in place of "A" (e.g.DSB). **Add \$38.00 per lockset.**  
 2-7/8" cast rose in place of 2-1/4" wrought rose, substitute letter "F" in place of "A" (e.g. ESF). **Add \$52.00 per lockset.**  
 2 -"R" Escutcheon trims are available for 1 3/8", 1 3/4", or 2 1/4" door thickness only



<b>Knobs: GZ, YZ Roses: A, H Roses: B, F (see note 2)</b>	
613E, 626	605, 606, 611, 612, 613, 618, 619, 625, 722

<b>Knobs: GZ, YZ Escutcheons: M, N, P</b>	
613E, 626	605, 606, 611, 612, 613, 618, 619, 625, 722

<b>Knobs: GZ, YZ Escutcheons: R (see note 1)</b>	
613E, 626	605, 606, 611, 612, 613, 618, 619, 625, 722

Function	Model	Description	613E, 626	605, 606, 611, 612, 613, 618, 619, 625, 722	613E, 626	605, 606, 611, 612, 613, 618, 619, 625, 722	613E, 626	605, 606, 611, 612, 613, 618, 619, 625, 722
Non-Keyed	ML2010	Passage	\$808.00	\$832.00	\$828.00	\$852.00	\$862.00	\$886.00
	ML2020	Privacy	\$881.00	\$905.00	\$901.00	\$925.00	\$935.00	\$959.00
	ML2030	Privacy						
	ML2060	Privacy	\$864.00	\$888.00	\$884.00	\$908.00	\$918.00	\$942.00
	ML2050	Half Dummy	\$423.00	\$447.00	\$433.00	\$445.00	\$450.00	\$462.00
	ML2070	Full Dummy	\$846.00	\$870.00	\$866.00	\$890.00	\$900.00	\$924.00
	ML2080	Half Active Dummy Trim	\$388.00	\$412.00	\$398.00	\$422.00	\$415.00	\$427.00
	ML2090	Full Active Dummy Trim	\$811.00	\$835.00	\$831.00	\$855.00	\$865.00	\$889.00
Single Cylinder	ML2003	Classroom	\$928.00	\$952.00	\$948.00	\$972.00	\$982.00	\$1,006.00
	ML2051	Office						
	ML2055	Classroom						
	ML2056	Classroom	\$941.00	\$965.00	\$961.00	\$985.00	\$995.00	\$1,019.00
	ML2057	Storeroom						
	ML2069	Institution Privacy	\$964.00	\$988.00	\$984.00	\$1,008.00	\$1,018.00	\$1,042.00
	ML2053	Entrance						
	ML2054	Entrance						
	ML2058	Entrance Holdback						
ML2068	Privacy or Apartment	\$1,019.00	\$1,043.00	\$1,039.00	\$1,063.00	\$1,073.00	\$1,097.00	
ML2024	Entrance							
ML2048	Entrance							
ML2065	Dormitory							
ML2059	Security Storeroom							
ML2067	Apartment							
ML2073	Classroom Security							
ML2075	Entrance/Office							
Double Cylinder	ML2002	Classroom Intruder	\$1,011.00	\$1,035.00	\$1,031.00	\$1,055.00	\$1,065.00	\$1,089.00
	ML2032	Institution						
	ML2042	Entrance						
	ML2052	Classroom Intruder						
Double Cylinder with Deadbolt	ML2022	Store Door	\$1,047.00	\$1,071.00	\$1,067.00	\$1,091.00	\$1,101.00	\$1,125.00
	ML2062	Intruder Deadbolt						
	ML2072	Classroom Security Intruder						
	ML2082	Dormitory						
	ML2092	Security Institution						
Full Working Trim (Quick Code M31) No cylinder; includes thumbturn lever.			\$749.00	\$773.00	\$769.00	\$793.00	\$803.00	\$827.00

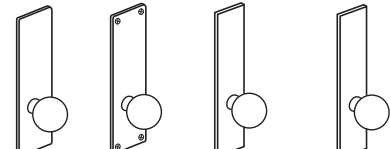
**NOTE 1:** "R" Escutcheon trims are available for 1 3/8", 1 3/4", or 2 1/4" door thickness only.

**NOTE 2:** Rose substitutions: 2-1/4" cast rose in place of 2-1/4" wrought rose, substitute letter "B" in place of "A" (e.g. GZB). **Add \$38.00 per lockset.**  
2-7/8" cast rose in place of 2-1/4" wrought rose, substitute letter "F" in place of "A" (e.g. GZF). **Add \$52.00 per lockset.**



**GRC GRD GRE**

Knob: Wrought Reinforced  
Rose: Wrought



**GRM GRN GRP GRR**

Knob: Wrought Reinforced  
Escutcheon: Wrought

Knob: Wrought Reinforced  
Escutcheon: Solid Stainless Steel or Forged Brass

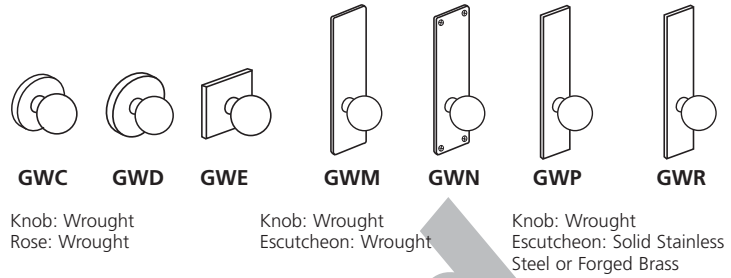
Knobs: GR Roses: C, D, E	
613E, 626	605, 606, 611, 612, 613, 618, 619, 625, 722

Knobs: GR Escutcheons: M, N, P	
613E, 626	605, 606, 611, 612, 613, 618, 619, 625, 722

Knobs: GR Escutcheons: R (see note 1)	
613E, 626	605, 606, 611, 612, 613, 618, 619, 625, 722

Function			Knobs: GR Roses: C, D, E		Knobs: GR Escutcheons: M, N, P		Knobs: GR Escutcheons: R (see note 1)	
Non-Keyed	ML2010	Passage	\$808.00	\$832.00	\$828.00	\$852.00	\$862.00	\$886.00
	ML2020	Privacy	\$881.00	\$905.00	\$901.00	\$925.00	\$935.00	\$959.00
	ML2030	Privacy						
	ML2060	Privacy	\$864.00	\$888.00	\$884.00	\$908.00	\$918.00	\$942.00
	ML2050	Half Dummy	\$423.00	\$447.00	\$433.00	\$445.00	\$450.00	\$462.00
	ML2070	Full Dummy	\$846.00	\$870.00	\$866.00	\$890.00	\$900.00	\$924.00
	ML2080	Half Active Dummy Trim	\$388.00	\$412.00	\$398.00	\$422.00	\$415.00	\$427.00
	ML2090	Full Active Dummy Trim	\$811.00	\$835.00	\$831.00	\$855.00	\$865.00	\$889.00
Single Cylinder	ML2003	Classroom	\$928.00	\$952.00	\$948.00	\$972.00	\$982.00	\$1,006.00
	ML2051	Office						
	ML2055	Classroom						
	ML2056	Classroom						
	ML2057	Storeroom						
	ML2069	Institution Privacy						
	ML2053	Entrance	\$941.00	\$965.00	\$961.00	\$985.00	\$995.00	\$1,019.00
	ML2054	Entrance						
	ML2058	Entrance Holdback						
	ML2068	Privacy or Apartment						
Single Cylinder with Deadbolt	ML2024	Entrance	\$964.00	\$988.00	\$984.00	\$1,008.00	\$1,018.00	\$1,042.00
	ML2048	Entrance						
	ML2065	Dormitory						
	ML2059	Security Storeroom						
	ML2067	Apartment						
	ML2073	Classroom Security						
	ML2075	Entrance/Office						
	ML2029	Hotel	\$1,019.00	\$1,043.00	\$1,039.00	\$1,063.00	\$1,073.00	\$1,097.00
Double Cylinder	ML2002	Classroom Intruder	\$1,011.00	\$1,035.00	\$1,031.00	\$1,055.00	\$1,065.00	\$1,089.00
	ML2032	Institution						
	ML2042	Entrance						
	ML2052	Classroom Intruder						
Double Cylinder with Deadbolt	ML2022	Store Door	\$1,047.00	\$1,071.00	\$1,067.00	\$1,091.00	\$1,101.00	\$1,125.00
	ML2062	Intruder Deadbolt						
	ML2072	Classroom Security Intruder						
	ML2082	Dormitory						
	ML2092	Security Institution						
Full Working Trim (Quick Code M31) No cylinder; includes thumb-turn lever			\$749.00	\$773.00	\$769.00	\$793.00	\$803.00	\$827.00

NOTE 1:  
"R" Escutcheon trims are available for 1 3/8", 1 3/4", or 2 1/4" door thickness only



Function	Knobs: GW Roses: C, D, E		Knobs: GW Escutcheons: M, N, P		Knobs: GW Escutcheons: R (see note 1)			
	613E, 626	605, 606, 611, 612, 613, 618, 619, 625, 722	613E, 626	605, 606, 611, 612, 613, 618, 619, 625, 722	613E, 626	605, 606, 611, 612, 613, 618, 619, 625, 722		
Non-Keyed	ML2010	Passage	\$750.00	\$774.00	\$770.00	\$794.00	\$813.00	\$837.00
	ML2020	Privacy	\$823.00	\$847.00	\$843.00	\$867.00	\$877.00	\$901.00
	ML2030	Privacy						
	ML2060	Privacy	\$806.00	\$830.00	\$826.00	\$850.00	\$839.00	\$863.00
	ML2050	Half Dummy	\$365.00	\$377.00	\$375.00	\$387.00	\$392.00	\$404.00
	ML2070	Full Dummy	\$730.00	\$754.00	\$750.00	\$774.00	\$784.00	\$808.00
	ML2080	Half Active Dummy Trim	\$388.00	\$400.00	\$398.00	\$410.00	\$415.00	\$427.00
	ML2090	Full Active Dummy Trim	\$753.00	\$777.00	\$773.00	\$797.00	\$807.00	\$831.00
Single Cylinder	ML2003	Classroom	\$870.00	\$894.00	\$890.00	\$914.00	\$924.00	\$948.00
	ML2051	Office						
	ML2055	Classroom						
	ML2056	Classroom						
	ML2057	Storeroom						
	ML2069	Institution Privacy						
	ML2053	Entrance						
	ML2054	Entrance	\$883.00	\$907.00	\$903.00	\$927.00	\$937.00	\$961.00
ML2058	Entrance Holdback							
ML2068	Privacy or Apartment							
Single Cylinder with Deadbolt	ML2024	Entrance	\$906.00	\$930.00	\$926.00	\$950.00	\$960.00	\$984.00
	ML2048	Entrance						
	ML2065	Dormitory						
	ML2059	Security Storeroom						
	ML2067	Apartment						
	ML2073	Classroom Security						
	ML2075	Entrance/Office						
ML2029	Hotel	\$961.00	\$985.00	\$981.00	\$1,005.00	\$1,020.00	\$1,044.00	
Double Cylinder	ML2002	Classroom Intruder	\$953.00	\$977.00	\$973.00	\$997.00	\$1,007.00	\$1,031.00
	ML2032	Institution						
	ML2042	Entrance						
	ML2052	Classroom Intruder						
Double Cylinder with Deadbolt	ML2022	Store Door	\$989.00	\$1,013.00	\$1,009.00	\$1,033.00	\$1,043.00	\$1,067.00
	ML2062	Intruder Deadbolt						
	ML2072	Classroom Security Intruder						
	ML2082	Dormitory						
	ML2092	Security Institution						
Full Working Trim (Quick Code M31) No cylinder; includes thumb-turn lever			\$633.00	\$657.00	\$653.00	\$677.00	\$687.00	\$711.00

Note: 1  
"R" Escutcheon trims are available for 1 3/8", 1 3/4", or 2 1/4" door thickness only.



**YWA**  
Knob: Wrought  
Rose: Wrought



**YWM**  
Knob: Wrought  
Escutcheon: Wrought



**YWN**



**YWP**



**YWR**  
Knob: Wrought  
Escutcheon: Solid Stainless  
Steel or Forged Brass

<b>Knobs: YW</b>	
<b>Roses: A</b>	
Roses: B, F (see note 1)	
<b>613E, 626</b>	<b>605, 606, 611, 612, 613, 618, 619, 625, 722</b>

<b>Knobs: YW</b>	
<b>Escutcheons: M, N, P</b>	
<b>613E, 626</b>	<b>605, 606, 611, 612, 613, 618, 619, 625, 722</b>

<b>Knobs: YW</b>	
<b>Escutcheons: R</b>	
(see note 2)	
<b>613E, 626</b>	<b>605, 606, 611, 612, 613, 618, 619, 625, 722</b>

**Function**

Non-Keyed	ML2010	Passage	\$808.00	\$832.00	\$828.00	\$852.00	\$862.00	\$886.00
	ML2020	Privacy	\$881.00	\$905.00	\$901.00	\$925.00	\$935.00	\$959.00
	ML2030	Privacy						
	ML2060	Privacy	\$864.00	\$888.00	\$884.00	\$908.00	\$918.00	\$942.00
	ML2050	Half Dummy	\$423.00	\$447.00	\$433.00	\$445.00	\$450.00	\$462.00
	ML2070	Full Dummy	\$846.00	\$870.00	\$866.00	\$890.00	\$900.00	\$924.00
	ML2080	Half Active Dummy Trim	\$388.00	\$412.00	\$398.00	\$422.00	\$415.00	\$427.00
	ML2090	Full Active Dummy Trim	\$811.00	\$835.00	\$831.00	\$855.00	\$865.00	\$889.00
Single Cylinder	ML2003	Classroom						
	ML2051	Office						
	ML2055	Classroom	\$928.00	\$952.00	\$948.00	\$972.00	\$982.00	\$1,006.00
	ML2056	Classroom						
	ML2057	Storeroom						
	ML2069	Institution Privacy						
	ML2053	Entrance						
	ML2054	Entrance	\$941.00	\$965.00	\$961.00	\$985.00	\$995.00	\$1,019.00
	ML2058	Entrance Holdback						
	ML2068	Privacy or Apartment						
Single Cylinder with Deadbolt	ML2024	Entrance						
	ML2048	Entrance						
	ML2065	Dormitory						
	ML2059	Security Storeroom	\$964.00	\$988.00	\$984.00	\$1,008.00	\$1,018.00	\$1,042.00
	ML2067	Apartment						
	ML2073	Classroom Security						
	ML2075	Entrance/Office						
	ML2029	Hotel	\$1,019.00	\$1,043.00	\$1,039.00	\$1,063.00	\$1,073.00	\$1,097.00
Double Cylinder	ML2002	Classroom Intruder						
	ML2032	Institution	\$1,011.00	\$1,035.00	\$1,031.00	\$1,055.00	\$1,065.00	\$1,089.00
	ML2042	Entrance						
	ML2052	Classroom Intruder						
Double Cylinder with Deadbolt	ML2022	Store Door						
	ML2062	Intruder Deadbolt						
	ML2072	Classroom Security Intruder	\$1,047.00	\$1,071.00	\$1,067.00	\$1,091.00	\$1,101.00	\$1,125.00
	ML2082	Dormitory						
	ML2092	Security Institution						
Full Working Trim (Quick Code M31) No cylinder; includes thumb-turn lever			\$749.00	\$773.00	\$769.00	\$793.00	\$803.00	\$827.00

**NOTES:**

1 - Rose substitutions for YWA: 2-1/4" cast rose in place of 2-1/4" wrought rose, substitute letter "B" in place of "A" (e.g. YWB). **Add \$38.00 per lockset.**  
2-7/8" cast rose in place of 2-1/4" wrought rose, substitute letter "F" in place of "A" (e.g. YWF). **Add \$52.00 per lockset.**

2 - "R" Escutcheon trims are available for 1 3/8", 1 3/4", or 2 1/4" door thickness only



**GSA**

Knob: Cast  
Rose: Wrought



**GSM**

Knob: Cast  
Escutcheon: Wrought

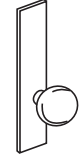


**GSN**



**GSP**

Knob: Cast  
Escutcheon: Solid Stainless  
Steel or Forged Brass



**GSR**

<b>Knobs: GS</b>	
<b>Roses: A</b>	
Roses: B, F (see note 1)	
<b>613E, 626</b>	<b>605, 606, 611, 612, 613, 618, 619, 625, 722</b>

<b>Knobs: GS</b>	
<b>Escutcheons: M, N, P</b>	
<b>613E, 626</b>	<b>605, 606, 611, 612, 613, 618, 619, 625, 722</b>

<b>Knobs: GS</b>	
<b>Escutcheons: R</b>	
(see note 2)	
<b>613E, 626</b>	<b>605, 606, 611, 612, 613, 618, 619, 625, 722</b>

Function			GSA		GSM		GSP		GSR	
Non-Keyed	ML2010	Passage	\$927.00	\$951.00	\$947.00	\$971.00	\$981.00	\$1,005.00		
	ML2020	Privacy	\$1,000.00	\$1,024.00	\$1,020.00	\$1,044.00	\$1,054.00	\$1,078.00		
	ML2030	Privacy								
	ML2060	Privacy	\$983.00	\$1,007.00	\$1,003.00	\$1,027.00	\$1,037.00	\$1,061.00		
	ML2050	Half Dummy	\$374.00	\$386.00	\$384.00	\$396.00	\$401.00	\$413.00		
	ML2070	Full Dummy	\$748.00	\$772.00	\$768.00	\$792.00	\$802.00	\$826.00		
	ML2080	Half Active Dummy Trim	\$556.00	\$568.00	\$566.00	\$590.00	\$583.00	\$595.00		
	ML2090	Full Active Dummy Trim	\$930.00	\$954.00	\$950.00	\$974.00	\$984.00	\$1,008.00		
Single Cylinder	ML2003	Classroom								
	ML2051	Office								
	ML2055	Classroom	\$1,047.00	\$1,071.00	\$1,067.00	\$1,091.00	\$1,101.00	\$1,125.00		
	ML2056	Classroom								
	ML2057	Storeroom								
	ML2069	Institution Privacy								
	ML2053	Entrance								
	ML2054	Entrance	\$1,060.00	\$1,084.00	\$1,080.00	\$1,104.00	\$1,114.00	\$1,138.00		
ML2058	Entrance Holdback									
ML2068	Privacy or Apartment									
Single Cylinder with Deadbolt	ML2024	Entrance								
	ML2048	Entrance								
	ML2065	Dormitory								
	ML2059	Security Storeroom	\$1,083.00	\$1,107.00	\$1,103.00	\$1,127.00	\$1,137.00	\$1,161.00		
	ML2067	Apartment								
	ML2073	Classroom Security								
	ML2075	Entrance/Office								
ML2029	Hotel	\$1,138.00	\$1,162.00	\$1,158.00	\$1,182.00	\$1,192.00	\$1,216.00			
Double Cylinder	ML2002	Classroom Intruder								
	ML2032	Institution								
	ML2042	Entrance	\$1,130.00	\$1,154.00	\$1,150.00	\$1,174.00	\$1,184.00	\$1,208.00		
	ML2052	Classroom Intruder								
Double Cylinder with Deadbolt	ML2022	Store Door								
	ML2062	Intruder Deadbolt								
	ML2072	Classroom Security Intruder	\$1,166.00	\$1,190.00	\$1,186.00	\$1,210.00	\$1,220.00	\$1,244.00		
	ML2082	Dormitory								
	ML2092	Security Institution								
Full Working Trim (Quick Code M31) No cylinder; includes thumb-turn lever			\$646.00	\$670.00	\$666.00	\$690.00	\$700.00	\$724.00		

**NOTES:**

1 - Rose substitutions for GSA: 2-1/4" cast rose in place of 2-1/4" wrought rose, substitute letter "B" in place of "A" (e.g.GSB). **Add \$38.00 per lockset.**

2-7/8" cast rose in place of 2-1/4" wrought rose, substitute letter "F" in place of "A" (e.g. GSF). **Add \$52.00 per lockset.**

2 -"R" Escutcheon trims are available for 1 3/8", 1 3/4", or 2 1/4" door thickness only

**Lever Designs: FSG, MSG, ZSG**



**Lever: Rose:**  
Cast Cast



FSG



MSG



ZSG

**Frascati**



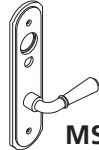
**Lever Designs: FSL, MSL<sup>1</sup>, ZSL**



**Lever: Escutcheon:**  
Cast Cast



FSL



MSL



ZSL

**Merlot**



**Zinfandel**



Function	Description	FSG, MSG, ZSG		FSL, MSL, ZSL		
		613E, 626	605, 606, 611, 612, 613 <sup>2</sup> , 613L <sup>2</sup> , 618, 619, 625, 722	613E, 626	605, 606, 611, 612, 613 <sup>2</sup> , 613L <sup>2</sup> , 618, 619, 625, 722	
Non-Keyed	ML2010	Passage	\$765.00	\$789.00	\$819.00	\$843.00
	ML2020	Privacy	\$874.00	\$898.00	\$928.00	\$952.00
	ML2030	Privacy				
	ML2060	Privacy	\$840.00	\$864.00	\$894.00	\$918.00
	ML2050	Half Dummy	\$416.00	\$440.00	\$443.00	\$467.00
	ML2070	Full Dummy	\$832.00	\$856.00	\$886.00	\$910.00
	ML2080	Half Active Dummy Trim	\$388.00	\$412.00	\$415.00	\$439.00
	ML2090	Full Active Dummy Trim	\$804.00	\$828.00	\$858.00	\$882.00
Single Cylinder	ML2003	Classroom	\$921.00	\$945.00	\$975.00	\$999.00
	ML2051	Office				
	ML2055	Classroom				
	ML2056	Classroom Holdback				
	ML2057	Storeroom	\$934.00	\$958.00	\$988.00	\$1,012.00
	ML2069	Institution Privacy				
	ML2053	Entrance				
	ML2054	Entrance				
ML2058	Entrance Holdback	\$1,012.00	\$1,035.00			
ML2068	Privacy or Apartment					
Single Cylinder with Deadbolt	ML2024	Entrance	\$957.00	\$981.00	\$1,011.00	\$1,035.00
	ML2048	Entrance				
	ML2059	Security Storeroom				
	ML2065	Dormitory				
	ML2067	Apartment				
	ML2073	Classroom Security				
	ML2075	Entrance/Office				
ML2029	Hotel	\$1,012.00	\$1,036.00	\$1,066.00	\$1,090.00	
Double Cylinder	ML2002	Classroom Intruder	\$1,004.00	\$1,028.00	\$1,058.00	\$1,082.00
	ML2032	Institution				
	ML2042	Entrance				
	ML2052	Classroom Intruder				
Double Cylinder with Deadbolt	ML2022	Store Door	\$1,040.00	\$1,064.00	\$1,094.00	\$1,118.00
	ML2062	Intruder Deadbolt				
	ML2072	Classroom Security Intrude				
	ML2082	Dormitory				
	ML2092	Security Institution				
Full Working Trim (Quick Code M31) No cylinder; includes thumbturn lever			\$735.00	\$759.00	\$789.00	\$813.00

Notes:

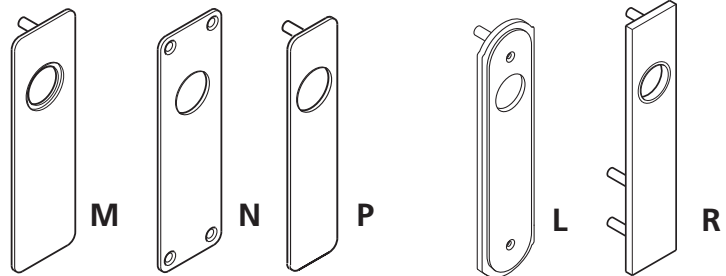
- Escutcheon trims are available for 1-3/8", 1-3/4" or 2-1/4" door thicknesses only.
- 613 finish is brass base lever & rose/escutcheon

**Deadbolt Only**

Include lockcase, armored front, strike, screw pack, cylinder(s) and thumbturn lever.

**Ordering Example**

Quantity	Series/Function	Trim Design (Escutcheon Type Only)	Finish	Door Thickness
12	ML2013	N	626	D138



Deadlock No Trim

613E, 626	605, 606, 611, 612, 613, 618, 619, 625, 629, 630, 722
-----------	---

Wrought

M, N, P	613E, 626	605, 606, 611, 612, 613, 618, 619, 625, 629, 630, 722
---------	-----------	---

Solid Stainless Steel or Forged Brass

L, R	613E, 626	605, 606, 611, 612, 613, 618, 619, 625, 629, 630, 722
------	-----------	---

**Function**

Function	Series	Price 1	Price 2	Price 3	Price 4	Price 5	Price 6
Single Cylinder	ML2011	\$366.00	\$372.00	\$422.00	\$428.00	\$494.00	\$500.00
Double Cylinder	ML2012	\$449.00	\$455.00	\$533.00	\$539.00	\$622.00	\$628.00
Cylinder x Thumbturn	ML2013	\$383.00	\$389.00	\$467.00	\$473.00	\$556.00	\$562.00
Classroom Function Cylinder x Thumbturn	ML2017	\$383.00	\$389.00	\$467.00	\$473.00	\$556.00	\$562.00

NOTE:  
Escutcheon trims are available for 1 3/8", 1 3/4", or 2 1/4" door thickness only

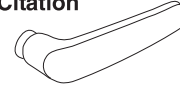


**Vandal Resistant Trim**

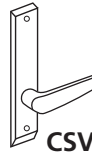
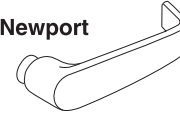
**Lever Designs: CSV, NSV**



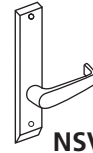
**Citation**



**Newport**



**CSV**



**NSV**

Lever: Cast  
Escutcheon: Cast

**CSV, NSV**

**630**

**Function**

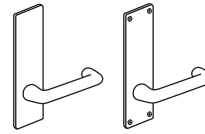
Non-Keyed	ML2010VR	Passage	\$1,254.00
	ML2020VR	Privacy	\$1,363.00
	ML2030VR	Privacy	
	ML2060VR	Privacy	
Single Cylinder	ML2051VR	Office	\$1,410.00
	ML2055VR	Classroom	
	ML2056VR	Classroom Holdback	
	ML2057VR	Storeroom	
	ML2069VR	Institution Privacy	\$1,423.00
	ML2053VR	Entrance	
	ML2054VR	Entrance	
Single Cylinder with Deadbolt	ML2058VR	Entrance Holdback	\$1,501.00
	ML2024VR	Entrance	
	ML2048VR	Entrance	
	ML2059VR	Security Storeroom	
	ML2065VR	Dormitory	
	ML2067VR	Apartment	
	ML2073VR	Classroom Security	
	ML2075VR	Entrance/Office	
Double Cylinder	ML2029VR	Hotel	\$1,529.00
	ML2032VR	Institution	
	ML2042VR	Entrance	
	ML2052VR	Classroom Intruder	
	ML2022VR	Store Door	
	ML2062VR	Intruder Deadbolt	
	ML2072VR	Classroom Security Intruder	
Deadlock	ML2082VR	Dormitory	\$1,231.00
	ML2092VR	Security Institution	
	ML2011VR	Single Cylinder	
	ML2013VR	Cylinder x Thumbturn	
	ML2017VR	Double Cylinder	\$1,148.00
	ML2012VR	Double Cylinder	
Full Working Trim (Quick Code M31) No cylinder; includes thumbturn lever			\$1,079.00

NOTE:  
Escutcheon trims are available for 1 3/4", 2", or 2 1/4" door thickness only



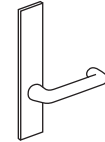
**LWA RWA**

Lever: Wrought  
Rose: Wrought



**LWM LWN**

Lever: Wrought  
Escutcheon: Wrought



**LWR**

Lever: Wrought  
Escutcheon: Solid Stainless Steel  
or Forged Brass

**Levers: LW, RW  
Roses: A  
Roses: B, F (see note 1)**

**Levers: LW, RW  
Escutcheons: M, N**

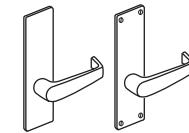
**Levers: LW, RW  
Escutcheons: R  
(see note 2)**

Description	Function	Option (See Note 3)	Levers: LW, RW Roses: A Roses: B, F (see note 1)		Levers: LW, RW Escutcheons: M, N		Levers: LW, RW Escutcheons: R (see note 2)	
			613E, 626	605, 606, 611, 612, 613, 618, 619, 625, 629, 630, 722	613E, 626	605, 606, 611, 612, 613, 618, 619, 625, 629, 630, 722	613E, 626	605, 606, 611, 612, 613, 618, 619, 625, 629, 630, 722
Single Cylinder	ML20914	Fail Safe/Fail Secure	\$951.00	\$975.00	\$971.00	\$995.00	\$1,025.00	\$1,049.00
	ML20906							
No Cylinder Override	ML20907	Fail Safe/Fail Secure	\$868.00	\$892.00	\$888.00	\$912.00	\$942.00	\$966.00
	ML20915							
Double Cylinder	ML20932	Fail Safe/Fail Secure	\$1,034.00	\$1,058.00	\$1,054.00	\$1,078.00	\$1,108.00	\$1,132.00



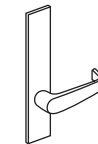
**ASA CSA LSA**

Lever: Cast  
Rose: Wrought



**NSM NSN**

Lever: Cast  
Escutcheon: Wrought



**NSR**

Lever: Cast  
Escutcheon: Solid Stainless Steel  
or Forged Brass

**Levers: AS, CS, LS, NS, PS, RS  
Roses: A  
Roses: B, F (see note 1)**

**Levers: AS, CS, LS, NS, PS, RS  
Escutcheons: M, N**

**Levers: AS, CS, LS, NS, PS, RS  
Escutcheons: R (see note 2)**

Description	Function	Option (See Note 3)	Levers: AS, CS, LS, NS, PS, RS Roses: A Roses: B, F (see note 1)		Levers: AS, CS, LS, NS, PS, RS Escutcheons: M, N		Levers: AS, CS, LS, NS, PS, RS Escutcheons: R (see note 2)	
			613E, 626	605, 606, 611, 612, 613, 618, 619, 625, 629, 630, 722	613E, 626	605, 606, 611, 612, 613, 618, 619, 625, 629, 630, 722	613E, 626	605, 606, 611, 612, 613, 618, 619, 625, 629, 630, 722
Single Cylinder	ML20914	Fail Safe/Fail Secure	\$1,114.00	\$1,138.00	\$1,134.00	\$1,158.00	\$1,168.00	\$1,192.00
	ML20906							
No Cylinder Override	ML20907	Fail Safe/Fail Secure	\$1,031.00	\$1,055.00	\$1,051.00	\$1,075.00	\$1,085.00	\$1,109.00
	ML20915							
Double Cylinder	ML20932	Fail Safe/Fail Secure	\$1,197.00	\$1,221.00	\$1,217.00	\$1,241.00	\$1,251.00	\$1,275.00

**NOTES:**


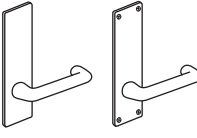
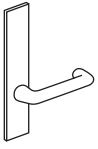
- 1 - Rose substitutions for LWA, LSA, etc.: 2-1/4" cast rose in place of 2-1/4" wrought rose, substitute letter "B" in place of "A" (e.g. LSB). Add \$38.00 per lockset. 2-7/8" cast rose in place of 2-1/4" wrought rose, substitute letter "F" in place of "A" (e.g. LWF). Add \$52.00 per lockset.
- 2 - "R" Escutcheon trims are available for 1 3/8", 1 3/4" or 2 1/4" door thickness only.
- 3. Must Specify: SAF for Fail Safe or SEC for Fail Secure.



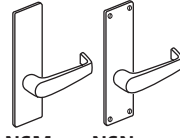
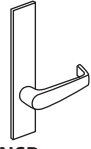


**ElectroLynx®**

As part of their promise to provide innovative, fast and effective high security solutions to their customers, certain ASSA ABLOY Group brands offer *ElectroLynx®*, a universal quick-connect system that simplifies the electrification of the door opening.

# Electrified Mortise Lock with High Security Monitoring ML20600 Series NAC

			 <p><b>LWA    RWA</b></p> <p>Lever: Wrought Rose: Wrought</p>	 <p><b>LWM    LWN</b></p> <p>Lever: Wrought Escutcheon: Wrought</p>	 <p><b>LWR</b></p> <p>Lever: Wrought Escutcheon: Solid Stainless Steel or Forged Brass</p>			
			<p><b>Levers: LW, RW</b> <b>Roses: A</b> Roses: B, F (see note 1)</p>	<p><b>Levers: LW, RW</b> <b>Escutcheons: M, N</b></p>	<p><b>Levers: LW, RW</b> <b>Escutcheons: R</b> (see note 2)</p>			
Description	Function	Option (See Note 3)	613E, 626	605, 606, 611, 612, 613, 618, 619, 625, 629, 630, 722	613E, 626	605, 606, 611, 612, 613, 618, 619, 625, 629, 630, 722	613E, 626	605, 606, 611, 612, 613, 618, 619, 625, 629, 630, 722
Single Cylinder	ML20606 x NAC	Fail Safe/Fail Secure	\$1,126.00	\$1,150.00	\$1,146.00	\$1,170.00	\$1,200.00	\$1,224.00
	ML20608 x NAC		\$1,201.00	\$1,225.00	\$1,221.00	\$1,245.00	\$1,275.00	\$1,299.00
No Cylinder Override	ML20607 x NAC	Fail Safe/Fail Secure	\$1,043.00	\$1,067.00	\$1,063.00	\$1,087.00	\$1,117.00	\$1,141.00
	ML20609 x NAC		\$1,118.00	\$1,142.00	\$1,138.00	\$1,162.00	\$1,192.00	\$1,216.00

			 <p><b>ASA    CSA    LSA</b></p>  <p><b>NSA    PSA    RSA</b></p> <p>Lever: Cast Rose: Wrought</p>	 <p><b>NSM    NSN</b></p> <p>Lever: Cast Escutcheon: Wrought</p>	 <p><b>NSR</b></p> <p>Lever: Cast Escutcheon: Solid Stainless Steel or Forged Brass</p>			
			<p><b>Levers: AS, CS, LS, NS, PS, RS</b> <b>Roses: A</b> Roses: B, F (see note 1)</p>	<p><b>Levers: AS, CS, LS, NS, PS, RS</b> <b>Escutcheons: M, N</b></p>	<p><b>Levers: AS, CS, LS, NS, PS, RS</b> <b>Escutcheons: R</b> (see note 2)</p>			
Description	Function	Option (See Note 3)	613E, 626	605, 606, 611, 612, 613, 618, 619, 625, 629, 630, 722	613E, 626	605, 606, 611, 612, 613, 618, 619, 625, 629, 630, 722	613E, 626	605, 606, 611, 612, 613, 618, 619, 625, 629, 630, 722
Single Cylinder	ML20606 x NAC	Fail Safe/Fail Secure	\$1,289.00	\$1,313.00	\$1,309.00	\$1,333.00	\$1,343.00	\$1,367.00
	ML20608 x NAC		\$1,364.00	\$1,388.00	\$1,384.00	\$1,408.00	\$1,418.00	\$1,442.00
No Cylinder Override	ML20607 x NAC	Fail Safe/Fail Secure	\$1,031.00	\$1,055.00	\$1,226.00	\$1,250.00	\$1,260.00	\$1,284.00
	ML20609 x NAC		\$1,106.00	\$1,130.00	\$1,301.00	\$1,325.00	\$1,335.00	\$1,359.00

**NOTES:**

- 1 - Rose substitutions for LWA, LSA, etc.: 2-1/4" cast rose in place of 2-1/4" wrought rose, substitute letter "B" in place of "A" (e.g. LSB). Add \$38.00 per lockset.
- 2-7/8" cast rose in place of 2-1/4" wrought rose, substitute letter "F" in place of "A" (e.g. LWF). Add \$52.00 per lockset.
- 2 - "R" Escutcheon trims are available for 1 3/8", 1 3/4" or 2 1/4" door thickness only.
3. Must Specify: SAF for Fail Safe or SEC for Fail Secure.

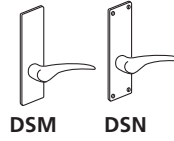


**ElectroLynx®**

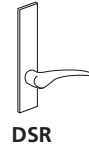
As part of their promise to provide innovative, fast and effective high security solutions to their customers, certain ASSA ABLOY Group brands offer *ElectroLynx®*, a universal quick-connect system that simplifies the electrification of the door opening.



Lever: Cast  
Rose: Wrought



Lever: Cast  
Escutcheon: Wrought



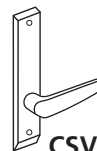
Lever: Cast  
Escutcheon: Solid Stainless Steel  
or Forged Brass

Description	Function	Option (See Note 3)	Lever: DS, ES Roses: A Roses: B, F (see note 1)		Lever: DS, ES Escutcheons: M, N		Lever: DS, ES Escutcheons: R (see note 2)	
			613E, 626	605, 606, 611, 612, 613, 618, 619, 625, 629, 630, 722	613E, 626	605, 606, 611, 612, 613, 618, 619, 625, 629, 630, 722	613E, 626	605, 606, 611, 612, 613, 618, 619, 625, 629, 630, 722
Single Cylinder	ML20914	Fail Safe/Fail Secure	\$1,139.00	\$1,163.00	\$1,159.00	\$1,183.00	\$1,193.00	\$1,217.00
	ML20906							
No Cylinder Override	ML20907	Fail Safe/Fail Secure	\$1,056.00	\$1,080.00	\$1,076.00	\$1,100.00	\$1,110.00	\$1,134.00
	ML20915							
Double Cylinder	ML20932	Fail Safe/Fail Secure	\$1,222.00	\$1,246.00	\$1,242.00	\$1,266.00	\$1,276.00	\$1,300.00

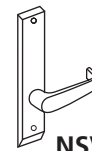
NOTES:

- 1 - Rose substitutions for DSA, ESA: 2-1/4" cast rose in place of 2-1/4" wrought rose, substitute letter "B" in place of "A" (e.g.DSB). **Add \$38.00 per lockset.**  
2-7/8" cast rose in place of 2-1/4" wrought rose, substitute letter "F" in place of "A" (e.g. ESF). **Add \$52.00 per lockset.**
- 2 - "R" Escutcheon trims are available for 1 3/8", 1 3/4", or 2 1/4" door thickness only.
- 3. Must Specify: SAF for Fail Safe or SEC for Fail Secure.

**Lever Designs: CSV, NSV**



CSV



NSV

Lever: Cast  
Escutcheon: Cast

Description	Function	Option (See Note 3)	CSV, NSV	
			Finish: 630	
Single Cylinder	ML20914	Fail Safe/Fail Secure	\$1,547.00	
	ML20906			
No Cylinder Override	ML20907	Fail Safe/Fail Secure	\$1,464.00	
	ML20915			
Double Cylinder	ML20932	Fail Safe/Fail Secure	\$1,630.00	

Note:

- Escutcheon trims are available for 1 3/8", 1 3/4", or 2 1/4" door thickness only.
- 3. Must Specify: SAF for Fail Safe or SEC for Fail Secure.



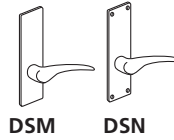
**ElectroLynx®**

As part of their promise to provide innovative, fast and effective high security solutions to their customers, certain ASSA ABLOY Group brands offer ElectroLynx®, a universal quick-connect system that simplifies the electrification of the door opening.

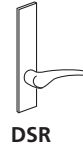
# Electrified Mortise Lock with High Security Monitoring ML20600 Series NAC



Lever: Cast  
Rose: Wrought



Lever: Cast  
Escutcheon: Wrought



Lever: Cast  
Escutcheon: Solid Stainless Steel  
or Forged Brass

<b>Lever: DS, ES</b> <b>Roses: A</b> Roses: B, F (see note 1)	
613E, 626	605, 606, 611, 612, 613, 618, 619, 625, 629, 630, 722

<b>Lever: DS, ES</b> <b>Escutcheons: M, N</b>	
613E, 626	605, 606, 611, 612, 613, 618, 619, 625, 629, 630, 722

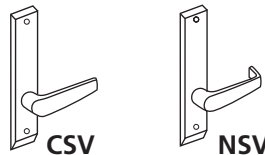
<b>Lever: DS, ES</b> <b>Escutcheons: R (see note 2)</b>	
613E, 626	605, 606, 611, 612, 613, 618, 619, 625, 629, 630, 722

Description	Function	Option (See Note 3)	Lever: DS, ES Roses: A Roses: B, F (see note 1)		Lever: DS, ES Escutcheons: M, N		Lever: DS, ES Escutcheons: R (see note 2)	
Single Cylinder	ML20606 x NAC	Fail Safe/Fail Secure	\$1,314.00	\$1,338.00	\$1,334.00	\$1,358.00	\$1,368.00	\$1,392.00
	ML20608 x NAC		\$1,389.00	\$1,413.00	\$1,409.00	\$1,433.00	\$1,443.00	\$1,467.00
No Cylinder Override	ML20607 x NAC	Fail Safe/Fail Secure	\$1,231.00	\$1,255.00	\$1,251.00	\$1,275.00	\$1,285.00	\$1,309.00
	ML20609 x NAC		\$1,306.00	\$1,330.00	\$1,326.00	\$1,350.00	\$1,360.00	\$1,384.00

**NOTES:**

- 1 - Rose substitutions for DSA, ESA: 2-1/4" cast rose in place of 2-1/4" wrought rose, substitute letter "B" in place of "A" (e.g.DSB). **Add \$38.00 per lockset.**  
2-7/8" cast rose in place of 2-1/4" wrought rose, substitute letter "F" in place of "A" (e.g. ESF). **Add \$52.00 per lockset.**
- 2 - "R" Escutcheon trims are available for 1 3/8", 1 3/4", or 2 1/4" door thickness only.
- 3. Must Specify: SAF for Fail Safe or SEC for Fail Secure.

**Lever Designs: CSV, NSV**



Lever: Cast  
Escutcheon: Cast

Description	Function	Option (See Note 3)	CSV, NSV	
			Finish: 630	
Single Cylinder	ML20606 x NAC	Fail Safe/Fail Secure	\$1,722.00	
	ML20608 x NAC		\$1,797.00	
No Cylinder Override	ML20607 x NAC	Fail Safe/Fail Secure	\$1,639.00	
	ML20609 x NAC		\$1,714.00	

- Note:  
Escutcheon trims are available for 1 3/8", 1 3/4", or 2 1/4" door thickness only.  
3. Must Specify: SAF for Fail Safe or SEC for Fail Secure.



**ElectroLynx®**  
As part of their promise to provide innovative, fast and effective high security solutions to their customers, certain ASSA ABLOY Group brands offer ElectroLynx®, a universal quick-connect system that simplifies the electrification of the door opening.

**Lever Designs: FSG, MSG, ZSG**



**Frascati**



**Lever: Rose:**  
Cast Cast



**FSG**



**MSG**



**ZSG**

**Merlot**



**Lever Designs: FSL, MSL, ZSL**



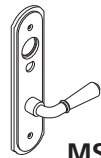
**Zinfandel**



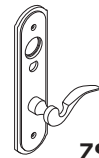
**Lever: Escutcheon:**  
Cast Cast



**FSL**



**MSL**



**ZSL**

Description	Function	Option (See Note 3)	FSG, MSG, ZSG		FSL, MSL, ZSL	
			Finish: 613E, 626	Finish: 605, 606, 611, 612, 613 <sup>2</sup> , 613L <sup>2</sup> , 618, 619, 625, 722	Finish: 613E, 626	Finish: 605, 606, 611, 612, 613 <sup>2</sup> , 613L <sup>2</sup> , 618, 619, 625, 722
Single Cylinder	ML20914	Fail Safe/Fail Secure	\$1,139.00	\$1,163.00	\$1,193.00	\$1,217.00
	ML20906					
No Cylinder Override	ML20907	Fail Safe/Fail Secure	\$1,056.00	\$1,080.00	\$1,110.00	\$1,134.00
	ML20915					
Double Cylinder	ML20932	Fail Safe/Fail Secure	\$1,222.00	\$1,246.00	\$1,276.00	\$1,300.00

**Notes:**

- Escutcheon trims are available for 1-3/8", 1-3/4" or 2-1/4" door thicknesses only.
- 613 finish is brass base lever & rose/escutcheon.
- Must Specify: SAF for Fail Safe or SEC for Fail Secure



**ElectroLynx®**

As part of their promise to provide innovative, fast and effective high security solutions to their customers, certain ASSA ABLOY Group brands offer *ElectroLynx®*, a universal quick-connect system that simplifies the electrification of the door opening.

**Lever Designs: FSG, MSG, ZSG**



**Frascati**



**Lever: Rose:**  
Cast Cast



**FSG**



**MSG**



**ZSG**

Vineyard<sup>™</sup>  
collection

**Merlot**



**Lever Designs: FSL, MSL, ZSL**

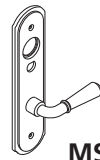


**Zinfandel**

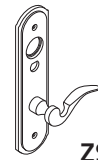
**Lever: Escutcheon:**  
Cast Cast



**FSL**



**MSL**



**ZSL**

Vineyard<sup>™</sup>  
collection

Description	Function	Option (See Note 3)	FSG, MSG, ZSG		FSL, MSL, ZSL	
			Finish: 613E, 626	Finish: 605, 606, 611, 612, 613 <sup>2</sup> , 613L <sup>2</sup> , 618, 619, 625, 722	Finish: 613E, 626	Finish: 605, 606, 611, 612, 613 <sup>2</sup> , 613L <sup>2</sup> , 618, 619, 625, 722
Single Cylinder	ML20606 x NAC	Fail Safe/Fail Secure	\$1,314.00	\$1,338.00	\$1,334.00	\$1,358.00
	ML20608 x NAC		\$1,389.00	\$1,413.00	\$1,409.00	\$1,433.00
No Cylinder Override	ML20607 x NAC	Fail Safe/Fail Secure	\$1,231.00	\$1,255.00	\$1,251.00	\$1,275.00
	ML20609 x NAC		\$1,306.00	\$1,330.00	\$1,326.00	\$1,350.00

Notes:

1. Escutcheon trims are available for 1-3/8", 1-3/4" or 2-1/4" door thicknesses only.
2. 613 finish is brass base lever & rose/escutcheon.
3. Must Specify: SAF for Fail Safe or SEC for Fail Secure



**ElectroLynx<sup>®</sup>**

As part of their promise to provide innovative, fast and effective high security solutions to their customers, certain ASSA ABLOY Group brands offer *ElectroLynx<sup>®</sup>*, a universal quick-connect system that simplifies the electrification of the door opening.

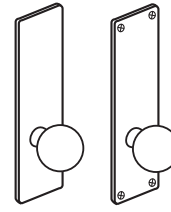


**GZA GZB GZF GZH**



**YZA YZB YZF YZH**

Knob: Solid Cast  
Rose: Wrought



**GZM GZN**

Knob: Solid Cast  
Escutcheon: Wrought



**GZR**

Knob: Solid Cast  
Escutcheon: Solid Stainless  
Steel or Forged Brass

**Knobs: GZ, YZ  
Roses: A, H  
Roses: B, F (see note 2)**

**Knobs: GZ, YZ  
Escutcheons: M, N**

**Knobs: GZ, YZ  
Escutcheons: R (see note 1)**

Description	Function	Option (See Note 3)	Knobs: GZ, YZ Roses: A, H Roses: B, F (see note 2)		Knobs: GZ, YZ Escutcheons: M, N		Knobs: GZ, YZ Escutcheons: R (see note 1)	
			613E, 626	605, 606, 611, 612, 613, 618, 619, 625, 722	613E, 626	605, 606, 611, 612, 613, 618, 619, 625, 722	613E, 626	605, 606, 611, 612, 613, 618, 619, 625, 722
Single Cylinder	ML20914	Fail Safe/ Fail Secure	\$1,146.00	\$1,170.00	\$1,166.00	\$1,190.00	\$1,200.00	\$1,224.00
	ML20906							
No Cylinder Override	ML20907	Fail Safe/ Fail Secure	\$1,063.00	\$1,087.00	\$1,083.00	\$1,107.00	\$1,117.00	\$1,141.00
	ML20915							
Double Cylinder	ML20932	Fail Safe/ Fail Secure	\$1,229.00	\$1,253.00	\$1,249.00	\$1,273.00	\$1,283.00	\$1,307.00

**NOTE 1:** "R" Escutcheon trims are available for 1 3/8", 1 3/4", or 2 1/4" door thickness only.

**NOTE 2:** Rose substitutions: 2-1/4" cast rose in place of 2-1/4" wrought rose, substitute letter "B" in place of "A" (e.g. GZB). **Add \$38.00 per lockset.**  
2-7/8" cast rose in place of 2-1/4" wrought rose, substitute letter "F" in place of "A" (e.g. GZF). **Add \$52.00 per lockset.**

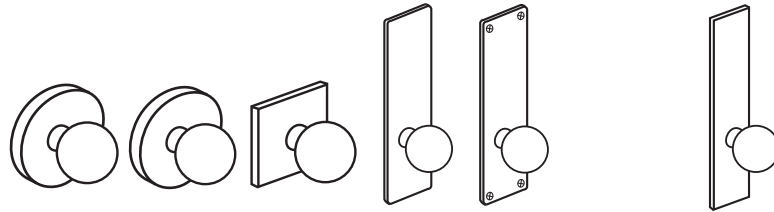
**NOTE 3:** Must Specify: SAF for Fail Safe or SEC for Fail Secure.



**ElectroLynx®**

As part of their promise to provide innovative, fast and effective high security solutions to their customers, certain ASSA ABLOY Group brands offer *ElectroLynx®*, a universal quick-connect system that simplifies the electrification of the door opening.





**GRC**

**GRD**

**GRE**

**GRM**

**GRN**

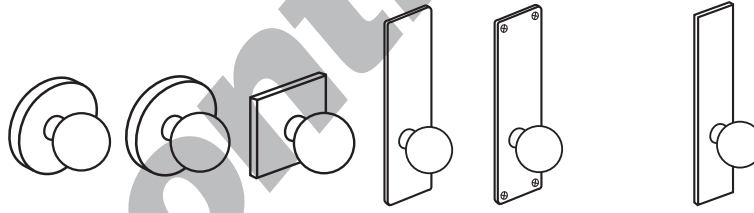
**GRR**

Knob: Wrought Reinforced  
Rose: Wrought

Knob: Wrought Reinforced  
Escutcheon: Wrought

Knob: Wrought Reinforced  
Escutcheon: Solid Stainless  
Steel or Forged Brass

Description	Function	Option (See Note)	Knobs: GR Roses: C, D, E		Knobs: GR Escutcheons: M, N		Knobs: GR Escutcheons: R (see note)	
			613E, 626	605, 606, 611, 612, 613, 618, 619, 625, 722	613E, 626	605, 606, 611, 612, 613, 618, 619, 625, 722	613E, 626	605, 606, 611, 612, 613, 618, 619, 625, 722
Single Cylinder	ML20914	Fail Safe/ Fail Secure	\$1,146.00	\$1,170.00	\$1,166.00	\$1,190.00	\$1,200.00	\$1,224.00
	ML20906	Fail Secure						
No Cylinder Override	ML20907	Fail Safe/ Fail Secure	\$1,063.00	\$1,087.00	\$1,083.00	\$1,107.00	\$1,117.00	\$1,141.00
	ML20915	Fail Secure						
Double Cylinder	ML20932	Fail Safe/ Fail Secure	\$1,229.00	\$1,253.00	\$1,249.00	\$1,273.00	\$1,283.00	\$1,307.00



**GWC**

**GWD**

**GWE**

**GWM**

**GWN**

**GWR**

Knob: Wrought  
Rose: Wrought

Knob: Wrought  
Escutcheon: Wrought

Knob: Wrought  
Escutcheon: Solid Stainless  
Steel or Forged Brass

Description	Function	Option (See Note)	Knobs: GW Roses: C, D, E		Knobs: GW Escutcheons: M, N		Knobs: GW Escutcheons: R (see note)	
			613E, 626	605, 606, 611, 612, 613, 618, 619, 625, 722	613E, 626	605, 606, 611, 612, 613, 618, 619, 625, 722	613E, 626	605, 606, 611, 612, 613, 618, 619, 625, 722
Single Cylinder	ML20914	Fail Safe/ Fail Secure	\$1,088.00	\$1,112.00	\$1,108.00	\$1,132.00	\$1,142.00	\$1,166.00
	ML20906	Fail Secure						
No Cylinder Override	ML20907	Fail Safe/ Fail Secure	\$1,005.00	\$1,029.00	\$1,025.00	\$1,049.00	\$1,059.00	\$1,083.00
	ML20915	Fail Secure						
Double Cylinder	ML20932	Fail Safe/ Fail Secure	\$1,171.00	\$1,195.00	\$1,191.00	\$1,215.00	\$1,225.00	\$1,249.00

Note: "R" Escutcheon trims are available for 1 3/8", 1 3/4", or 2 1/4" door thickness only.  
Must Specify: SAF for Fail Safe or SEC for Fail Secure.




**ElectroLynx®**

As part of their promise to provide innovative, fast and effective high security solutions to their customers, certain ASSA ABLOY Group brands offer *ElectroLynx®*, a universal quick-connect system that simplifies the electrification of the door opening.



**YWA**

Knob: Wrought  
Rose: Wrought



**YMM**

**YWN**

Knob: Wrought  
Escutcheon: Wrought



**YWR**


Knob: Wrought  
Escutcheon: Solid Stainless Steel  
or Forged Brass

**Knobs: YW  
Roses: A  
Roses: B, F (see note 1)**

**Knobs: YW  
Escutcheons: M, N**

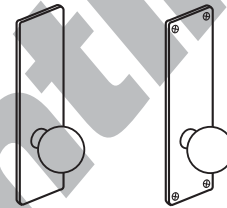
**Knobs: YW  
Escutcheons: R**

Description	Function	Option (See Note)	613E, 626	605, 606, 611, 612, 613, 618, 619, 625, 722	613E, 626	605, 606, 611, 612, 613, 618, 619, 625, 722	613E, 626	605, 606, 611, 612, 613, 618, 619, 625, 722
Single Cylinder	ML20914	Fail Safe/	\$1,146.00	\$1,170.00	\$1,166.00	\$1,190.00	\$1,200.00	\$1,224.00
	ML20906	Fail Secure						
No Cylinder Override	ML20907	Fail Safe/	\$1,063.00	\$1,087.00	\$1,083.00	\$1,107.00	\$1,117.00	\$1,141.00
	ML20915	Fail Secure						
Double Cylinder	ML20932	Fail Safe/ Fail Secure	\$1,229.00	\$1,253.00	\$1,249.00	\$1,273.00	\$1,283.00	\$1,307.00



**GSA**

Knob: Cast  
Rose: Wrought



**GSM**

**GSN**

Knob: Cast  
Escutcheon: Wrought



**GSR**

Knob: Cast  
Escutcheon: Solid Stainless Steel  
or Forged Brass

**Knobs: GS  
Roses: A  
Roses: B, F (see note 1)**

**Knobs: GS  
Escutcheons: M, N**

**Knobs: GS  
Escutcheons: R**

Description	Function	Option (See Note)	613E, 626	605, 606, 611, 612, 613, 618, 619, 625, 722	613E, 626	605, 606, 611, 612, 613, 618, 619, 625, 722	613E, 626	605, 606, 611, 612, 613, 618, 619, 625, 722
Single Cylinder	ML20914	Fail Safe/	\$1,173.00	\$1,289.00	\$1,285.00	\$1,309.00	\$1,319.00	\$1,343.00
	ML20906	Fail Secure						
No Cylinder Override	ML20907	Fail Safe/	\$1,182.00	\$1,206.00	\$1,202.00	\$1,226.00	\$1,236.00	\$1,260.00
	ML20915	Fail Secure						
Double Cylinder	ML20932	Fail Safe/ Fail Secure	\$1,348.00	\$1,372.00	\$1,368.00	\$1,392.00	\$1,402.00	\$1,426.00

**NOTE:**

Must Specify: SAF for Fail Safe or SEC for Fail Secure.

1 - Rose substitutions for GSA, YWA: 2-1/4" cast rose in place of 2-1/4" wrought rose, substitute letter "B" in place of "A" (e.g. GSB). **Add \$38.00 per lockset.**  
2-7/8" cast rose in place of 2-1/4" wrought rose, substitute letter "F" in place of "A" (e.g. YWF). **Add \$52.00 per lockset.**

2 -Escutcheon trims are available for 1 3/8", 1 3/4", or 2 1/4" door thickness only



**ElectroLynx®**

As part of their promise to provide innovative, fast and effective high security solutions to their customers, certain ASSA ABLOY Group brands offer *ElectroLynx®*, a universal quick-connect system that simplifies the electrification of the door opening.

Fail Safe/Fail Secure	
Description	Specify Quick Code
Fail Safe	SAF
Fail Secure	SEC

Electrified Options for ML20900		
Description	Specify Quick Code	Add or Deduct
Latchbolt Monitor	M91	\$188.00
Request to Exit (REX)	M92	\$186.00
Security monitor	M105	\$327.00
Latchbolt monitor x request to exit	M91 x M92	\$374.00
Request to Exit x security monitor	M92 x M105	\$513.00

Accessories		
Part No.	Description	Add or Deduct
BPS-24-1	Power Supply 24V 1 AMP	\$327.00
BPS-12-1	Power Supply 12V 1 AMP	
BPS-24-2	Power Supply 24V 2 AMP	\$664.00
BPS-12-3	Power Supply 12V 3 AMP	

### ML20600 High Security Monitoring Options

EcoFlex® Mortise Lock End-of-Line Resistors and Deadbolt Privacy Options		
Description	Specify Quick Code	Add or Deduct
Mercury and Lenel compatible 1KΩ/2KΩ resistance supervision	R01	Add \$100.00 per lockset
Software House compatible 1KΩ/2KΩ resistance supervision	R03	Add \$100.00 per lockset
AMAG compatible 4-state supervision	R04	Add \$100.00 per lockset
Deadbolt Privacy Function	PHR	Add \$100.00 per lockset
Deadbolt Privacy and Mercury / Lenel 1KΩ/2KΩ	PHRR01	Add \$200.00 per lockset
Deadbolt Privacy and Software House 1KΩ/2KΩ	PHRR03	Add \$200.00 per lockset
Deadbolt Privacy and AMAG 4-State	PHRR04	Add \$200.00 per lockset


**ElectroLynx®**

As part of their promise to provide innovative, fast and effective high security solutions to their customers, certain ASSA ABLOY Group brands offer *ElectroLynx®*, a universal quick-connect system that simplifies the electrification of the door opening.

**Lock Only**

Includes lockcase, armored front, strike and screw pack. Cylinder(s) and thumbturn lever are not included.

**Ordering Example**

Quantity	Series/Function	Trim See Key Below	Finish	Door Thickness	Optional Strike
12	ML2055	LL	626	D138	SS078

**Trim Key**

KK	Knob x Knob	LK	Lever x Knob	HL	Lever Inside only
LL	Lever x Lever	KL	Knob x Lever	HK	Knob inside Only

Function	Description	LL, LK, KL, HL, HK <sup>2</sup> , KK <sup>2</sup>	
		Available in all listed mortise trim finishes	
Non-Keyed	ML2010	Passage	\$345.00
	ML2020	Privacy	\$419.00
	ML2030	Privacy	
	ML2060	Privacy	
Single Cylinder	ML2051	Office	\$383.00
	ML2003	Classroom	\$396.00
	ML2053	Entrance	
	ML2054	Entrance	
	ML2055	Classroom	\$383.00
	ML2056	Classroom Holdback	
	ML2057	Storeroom	\$396.00
	ML2058	Entrance Holdback	
	ML2068	Privacy and Apartment	
ML2069	Institution Privacy	\$383.00	
Single Cylinder with Deadbolt	ML2024	Entrance	\$419.00
	ML2048	Entrance	
	ML2059	Security Storeroom	
	ML2065	Dormitory	
	ML2067	Apartment	
	ML2073	Classroom Security	
	ML2075	Entrance/Office	\$428.00
Double Cylinder	ML2002	Classroom Intruder	\$383.00
	ML2022	Store Door	
	ML2032	Institution	
	ML2042	Entrance	
	ML2052	Classroom Intruder	
	ML2062	Intruder Deadbolt	
	ML2072	Classroom Security Intruder	
	ML2082	Dormitory	
ML2092	Security Institution		
Single Cylinder	ML20914	Fail Safe/Fail Secure	\$601.00
	ML20906		
No Cylinder Override	ML20907	Fail Safe/Fail Secure	
	ML20915		
Double Cylinder	ML20932	Fail Safe/Fail Secure	

**Conversion Kits**

Part Number	Description	Price
683F34	Knob operation to lever operation <sup>1</sup>	\$42.00

Notes: 1. Kits contain internal lock parts only. Order knobs, spindles, escutcheons, cylinders and collars separately.  
 2. For master ring, specify quick code MR-LC. Add \$20.00. Not available for ML20900 series.

### Cylinder & Keying Options

Description	Specify Quick Code	Add or Deduct
Conventional 6-pin	(standard)	No Charge
Conventional 7-pin	7P	Add \$2.00 per cylinder
Less Standard Cylinder	LC	Deduct \$83.00 per cylinder
Less Hotel Cylinder	LC	Deduct \$119.00 per cylinder
Less Master Ring Cylinder <sup>3</sup>	MR-LC	Deduct \$40.00 per cylinder
Less Concealed Shell Cylinder	PO-LC	Add \$5.00 per lockset
Access 3 Patented	AP	No Charge
Access 3 Security	AS	Add \$54.00 per cylinder
Access 3 High Security, UL 437	AHS	Add \$76.00 per cylinder
Access 3 IC Patented	ACP	Add \$71.00 per cylinder
Access 3 IC Security	ACS	Add \$120.00 per cylinder
Access 3 IC High Security, UL 437	ACHS	Add \$140.00 per cylinder
Pyramid Security Fixed Core <sup>2</sup>	PS	Add \$55.00 per cylinder
Pyramid Security IC <sup>2</sup>	PCS	Add \$124.00 per cylinder
Pyramid High Security Fixed Core <sup>2</sup>	PHS	Add \$82.00 per cylinder
Pyramid High Security IC <sup>2</sup>	PCHS	Add \$152.00 per cylinder
Pyramid IC with Temporary Construction Core <sup>2,4</sup>	CTP	Add \$71.00 per cylinder
Pyramid IC with Temporary Disposable Core <sup>2,4</sup>	CTPD	No Charge
Pyramid IC Less Core <sup>2</sup>	CLP	No Charge
Security <sup>5</sup>	HS	Add \$106.00 per cylinder
Security IC <sup>1,5</sup>	CHS	Add \$176.00 per cylinder
Blockout Function Cylinder	BO	Add \$105.00 per cylinder
IC 6-pin	C6	Add \$71.00 per cylinder
IC 6-pin with Temporary Construction Core (Red)	CT6R	Add \$71.00 per cylinder
IC 6-pin with Temporary Construction Core (Blue)	CT6B	Add \$71.00 per cylinder
IC 6-pin with Temporary Construction Core (Green)	CT6G	Add \$71.00 per cylinder
IC 6-pin with Temporary Disposable Core	CT6D	No Charge
IC 6-pin Less Core	CL6	No Charge
SFIC 6-pin with Less Core <sup>2</sup>	CLS6	No Charge
IC 6-pin with SFIC disposable temporary core <sup>2</sup>	CT6SD	No Charge
IC 7-pin <sup>2</sup>	C7	Add \$73.00 per cylinder
IC 7-pin with Temporary Construction Core (Red) <sup>2</sup>	CT7R	Add \$73.00 per cylinder
IC 7-pin with Temporary Construction Core (Blue) <sup>2</sup>	CT7B	Add \$73.00 per cylinder
IC 7-pin with Temporary Construction Core (Green) <sup>2</sup>	CT7G	Add \$73.00 per cylinder
IC 7-pin with Temporary Disposable Core <sup>2</sup>	CT7D	Add \$2.00 per cylinder
IC 7-pin Less Core <sup>2</sup>	CL7	Add \$2.00 per cylinder
SFIC 7-pin with Less Core <sup>2</sup>	CLS7	Add \$2.00 per cylinder
IC 7-pin with SFIC disposable temporary core <sup>2</sup>	CT7SD	Add \$2.00 per cylinder
Master Ring <sup>3</sup>	MR	Add \$65.00 per cylinder
Flex Head Cylinder, 6-pin (sectional trim)	FX6	Add \$69.00 per cylinder
Flex Head Cylinder, 7-pin (sectional trim)	FX7	Add \$72.00 per cylinder
Flex Head Master Ring (sectional trim)	FXM	Add \$118.00 per cylinder
Plug only to show, 6-pin (concealed shell) (available for M and R escutcheons and single cylinder functions only)	P06	Add \$85.00 per lockset
Plug only to show, 7-pin (concealed shell) (available for M and R escutcheons and single cylinder functions only)	P07	Add \$87.00 per lockset
Laser Engraving	LASER	Add \$20.00 per lockset

**Notes:**

1. CHS ordered with CT6 option no charge.
2. Pyramid series and IC-7 pin are not available in ML2029 function.
3. Available for "M" escutcheon and sectional trim only. Not available for 17, 29 or 32 functions, and ECL functions. Not available for ML20900 series.
4. Refer to Key construction core program, pg. 63 for example of CTP option pricing.
5. For existing systems only.

**Cylinder & Keying Options\* (con't)**

Description	Specify Quick Code	Add or Deduct
0-Bitted with two blank keys <sup>5</sup>	(standard)	No Charge
Keyed Random <sup>4</sup>	KR	No Charge
Master keyed (all cylinders except 8000, 8020, 8027 IC core)	specify keyset	Add \$16.00 per cylinder
Master keyed Pyramid	specify keyset	Add \$16.00 per cylinder
Master keyed Security (including IC cylinder and core)	specify keyset	Add \$16.00 per cylinder
Master keyed (8000, 8020, 8027 IC core)	specify keyset	No Charge
Master keyed to customer bittings or sample key	specify keyset	Add \$16.00 per cylinder
Construction master keyed <sup>1,2</sup>	CMK	Add \$16.00 per cylinder
Visual key control (VKC)		
- No Stamping	VKC0	\$4.50
- Keys only	VKC1	No Charge
- Cylinders and Keys <sup>3</sup>	VKC2	\$8.00
- Cylinders only <sup>3</sup>	VKC3	\$8.00
Concealed key control (CKC)		
- CKC cylinders with VKC keys	CKC2	\$8.00
- CKC cylinders only <sup>3</sup>	CKC3	\$8.00
More than 2 keys per lock	KY# (e.g., KY6)	See page 66 - Cut Keys Section

\*Double Cylinder Keying: Unless otherwise specified, both cylinders of ML2012, 2022, 2032, 2052, 2062, 2072, 2082, 2092 function locks will be keyed alike. The inside cylinder of 42 function locks will be keyed to the master key(s) only, while the outside cylinder will include the change key. If different is required, specify outside cylinder first, then inside cylinder. For key bows other than 10 and 90, specify "KB" + bow number as Quick Code, e.g. KB12. No extra charge.

**Notes:**

1. CMK Construction master keying charge is in addition to master keying charge.
2. CMK Construction master keying is not available in Pyramid series cylinders.
3. VKC2, VKC3, CKC3 are not available in Pyramid or Security series.
4. Pyramid series is not available keyed random.
5. Security series is not available 0-bitted.

**Strike Options\***

(To purchase strike separately, see catalog or parts manual for part no.)

Lip Length	ANSI Straight Lip - Specify Quick Code	ANSI Curved Lip - Specify Quick Code	Add or Deduct
7/8"	SS078	N/A	No Charge
1-1/8"	(standard)	N/A	
1-1/4"	SS114	SA114	
1-3/8"	SS138	SA138	
1-1/2"	SS112	SA112	
1-3/4"	SS134	SA134	Add \$16.00 per lockset
2"	SS200	SA200	
2-1/4"	SS214	SA214	
2-1/2"	SS212	SA212	
2-3/4"	SS234	SA234	
3"	SS300	SA300	

Description	Door Thickness	Specify Quick Code	Add or Deduct
Open Back Strike	1-3/4"	SB134	Add \$82.00 per lockset
Open Back Strike	2"	SB200	Add \$124.00 per lockset
Open Back Strike	2-1/4"	SB214	
Rabbeted front and strike		SR118	Add \$86.00 per lockset

\* If door thickness is standard or has been specified and no special door or frame condition exist, then only the first two characters of the optional strike Quick Code must be specified (e.g. "SA").

The correct lip length will be determined by our order entry system based on the standard or specified door thickness.

### Door Thickness with Locksets Mortised on Center

(Note: Door thickness with panel not to exceed 2" from centerline of lock.)

Door Thickness	Sectional Rose Trim Specify Quick Code	Escutcheon <sup>1,2</sup> Trim Specify Quick Code	Add or Deduct
1-3/4" (standard)	—	—	No Charge
1-3/8"	D138	D138	Add \$56
1-7/8"	D178	N/A	No Charge
2"	D200	D200	
2-1/8"	D218	N/A	
2-1/4"	D214	D214	
2-3/8"	D238	D238	Add \$92.00 per lockset
2-1/2"	D212	D212	
2-5/8"	D258	D258	
2-3/4"	D234	D234	
2-7/8"	D278	D278	
3"	D300	D300	
3-1/8"	D318	D318	
3-1/4"	D314	D314	
3-3/8"	D338	D338	
3-1/2"	D312	D312	
3-5/8"	D358	D358	
3-3/4"	D334	D334	
3-7/8"	D378	D378	
4"	D400	D400	

**Notes:**

- For 2-3/8" to 4" door thickness: throughbolts and thumbturn lever spindle for 4" door will be provided. Throughbolts and spindles may be field cut.
- "VR" and "T" escutcheons are only available for 1-3/8", 1-3/4" and 2-1/4" door thicknesses.

### Panel Applications

Specify Quick Code	Description	Add or Deduct
PNL1	Centerline of lockcase to edge of panel not to exceed 2"	Add \$92.00 per lockset

**Note:**

- When ordering, specify door thickness (less panel), panel thickness, and side of door panel will be applied (outside or inside).

### Custom Laser Engraving- LASER

**Laser engraving processing charge (all engraving types)**

- \$250 net per order. Charge will be applied to production order when placed.

**Single Vanity, Logo or Other (same engraving on all parts)**

- Lever - \$10 net add each
- Mortise Escutcheon - \$10 net add each
- HPSK Paddle - \$10 net add each

**Unique laser engraving (i.e. Room Number, Apartment Number, etc)**

- \$12 net add each (per piece)

**Miscellaneous Options**

Description	Specify Quick Code	Add or Deduct
Split designs and split finishes	Outside Trim x Inside Trim	Higher set price prevails
Spanner head screws	M02	Add \$16.00 per lockset
Torx® head screws (n/a with N escutcheon)	M04	Add \$22.00 per lockset
ANSI wrought strike box	M17	No Charge
Occupancy indicator (hotel function only)	M19	No Charge
Single Occupancy Indicator - Secure/Unsecure (Outside)	M19S*	Add \$85.00 per lockset
Single Occupancy Indicator - Vacant/Occupied (Outside)	M19V*	Add \$85.00 per lockset
Single Occupancy Indicator - Secure/Unsecure (Inside)	M19N*	Add \$85.00 per lockset
Double Occupancy Indicator - Secure/Unsecure (Outside) Secure/Unsecure (Inside)	M19SN*	Add \$162.00 per lockset
Double Indicator Vacant/Occupied (Outside) Secure/Unsecure (Inside)	M19VN*	Add \$162.00 per lockset
Knurling outside and inside	M20 <sup>1</sup>	Add \$132.00 per lockset
Knurling outside only	M21 <sup>1</sup>	Add \$66.00 per lockset
Knurling inside only	M22 <sup>1</sup>	Add \$66.00 per lockset
Abrasive coat outside and inside	M23 <sup>1</sup>	Add \$82.00 per lockset
Abrasive coat inside only	M24 <sup>1</sup>	Add \$41.00 per lockset
Abrasive coat outside only	M25 <sup>1</sup>	Add \$41.00 per lockset
Non-ferrous lockcase	M26	Add \$208.00 per lockset
Lead wrapped case	M29	Add \$252.00 per lockset
Half trim (for ML2010, ML2020, ML2022, ML2024, ML2029, ML2030, ML2032, ML2052, ML2053, ML2055, ML2056, ML2057, ML2058, ML2059, ML2062, ML2065 only) supplied with inside trim only	M30**	Deduct \$40.00 per lockset
Working trim only	M31	See pages 101 thru 111
Latch Hold Back 42, 51, 52, 55, 57 functions	LHB	Add \$40.00 per lockset
HPSK Positive Pull Stop Kit (813F068)		Add \$16.00
HPSK "PUSH" & "PULL" Identification (non-handed)	M38	Add \$20.00
HPSK Security Lever (not available on non-keyed functions)	M111	No Charge

\*Refer to ML2000 catalog for available indicators by locking function. Not available w/ BHSS or BLSS trim.

\*\*Not available with BHSS trim. Requires special application for BLSS, HSS, and HPSK trim.

**Thumbturn Options**

Specify door thickness	Specify Quick Code	Add or Deduct
Ergonomic	M34 <sup>2</sup>	Add \$14.00 per TT
Decorative	MT1	No Charge
Decorative square	MT2	No Charge
Decorative cylinder	MT3	No Charge


**MT1**

**MT2**

**MT3**

Notes:

1. Not available on Vineyard™ Collection.
2. M34 is not available with M19N, M19VN or M19SN.

Note: Thumbturn backplate will match shape of rose chosen (i.e. round or square)





ASSA ABLOY


Blank Page

## SPECIALTY HARDWARE

## PAGES

MicroShield® Specialty Hardware Finishes, How to Order, Pricing	153
Behavioral Health Series™ Lever Design: BHSS	154
Behavioral Health Series™ Lever Design: BLSS	155
Anti-Harm Knob Trim Knob Design: HSS	156
Specialty Hardware HPSK Trim	157
<b>HP3000 Series Tubular Lock with Push/Pull Trim:</b>	
HP3000 Series Features & Ordering Example	158
HP3000 Series Strike, Door Thickness, Backset, Miscellaneous Options	159



Look for the  *MicroShield* icon.

**MicroShield®**

As part of their promise to provide innovative solutions to their customers, certain ASSA ABLOY Group brands offer the MicroShield® technology, a silver-based antimicrobial coating designed to inhibit the growth of bacteria.

MicroShield® is a registered trademark of Yale Security Inc., an ASSA ABLOY Group company.

Product	Trim	MicroShield® Coated Components
Specialty Hardware	BHSS, BLSS, HSS, HPSK	Knobs/Levers, roses and/or escutcheons

**AVAILABLE FINISHES**

- MicroShield® is available on 626 and 630. Other finishes available by Special Product Application Request Form only.
- Specify 626C (satin chrome plated) or 630C (satin stainless steel) when ordering.
- MicroShield® coating will be applied over 626 and 630 finishes. All components will match 626.

*Note: MicroShield® coating will only be applied to "high touch" components.*

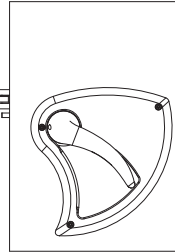
**HOW TO ORDER**

Product	How to Order
Mortise Locks	ML2055 x BHSS x 630C x RHR

Description	Add
Cylindrical Locks & Mortise Locks	Add \$62.00

**Behavioral Health Series™**

**Lever Design: BHSS**



**BHSS**

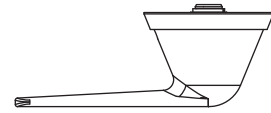
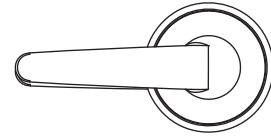
Lever: Cast  
Escutcheon: Cast

**630**

			<b>630</b>
Non-Keyed	ML2010	Passage	\$1,544.00
	ML2020	Privacy	\$1,663.00
	ML2030	Privacy	
	ML2060	Privacy	\$1,601.00
Single Cylinder	ML2003	Classroom	\$1,679.00
	ML2051	Office	
	ML2055	Classroom	
	ML2056	Classroom HB	
	ML2057	Storeroom	\$1,696.00
	ML2069	Institution Privacy	
	ML2053	Entrance	
	ML2054	Entrance	
Single Cylinder with Deadbolt	ML2058	Entrance Holdback	\$1,696.00
	ML2068	Privacy or Apartment	
	ML2024	Entrance	\$1,715.00
	ML2048	Entrance	
	ML2065	Dormitory	
	ML2059	Security Storeroom	
	ML2067	Apartment	
	ML2073	Classroom Security	
ML2075	Entrance/Office		
ML2029	Hotel	\$1,770.00	
Double Cylinder	ML2002	Classroom Intruder	\$1,762.00
	ML2032	Institution	
	ML2042	Entrance	
	ML2052	Classroom Intruder	
Double Cylinder with Deadbolt	ML2022	Store Door	\$1,798.00
	ML2062	Intruder Deadbolt	
	ML2072	Classroom Security Intruder	
	ML2082	Dormitory	
	ML2092	Security Institution	
Single Cylinder	ML20906	Fail Safe/Fail Secure	\$1,897.00
	ML20914		
No Cylinder Override	ML20907	Fail Safe/Fail Secure	\$1,814.00
	ML20915		
Double Cylinder	ML20932	Fail Safe/Fail Secure	\$1,980.00
Full Working Trim	M31	No cylinder; includes thumbturn lever	\$1,199.00

**Behavioral Health Series™**

**Lever Design: BLSS**



**BLSS**

Lever: Cast  
Rose: Wrought

**630**

			630
Non-Keyed	ML2010	Passage	\$1,482.00
	ML2030	Privacy	\$1,601.00
	ML2060	Privacy	\$1,539.00
Single Cylinder	ML2055	Classroom	\$1,617.00
	ML2057	Storeroom	
	ML2069	Institution Privacy	\$1,634.00
	ML2054	Entrance	
Single Cylinder with Deadbolt	ML2024	Entrance	\$1,653.00
	ML2065	Dormitory	
	ML2067	Apartment	
Double Cylinder	ML2032	Institution	\$1,700.00
	ML2042	Entrance	
	ML2052	Classroom Intruder	
Double Cylinder with Deadbolt	ML2022	Store Door	\$1,736.00
	ML2062	Intruder Deadbolt	
Single Cylinder	ML20906	Fail Safe/Fail Secure	\$1,835.00
	ML20914		
No Cylinder Override	ML20907	Fail Safe/Fail Secure	\$1,752.00
	ML20915		
Double Cylinder	ML20932	Fail Safe/Fail Secure	\$1,918.00
Full Working Trim	M31	No cylinder; includes thumbturn lever	\$1,137.00

**Anti-Harm Knob Trim**

**Knob Design: HSS**

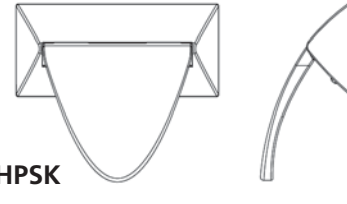


**HSS** Knob: Brass

<b>HSS<sup>1</sup></b>
<b>630<sup>2</sup></b>

Function			
Non-Keyed	ML2010	Passage	\$1,280.00
	ML2020	Privacy	\$1,694.00
	ML2060	Privacy	\$1,660.00
	ML2090	Full Active Dummy Trim	\$1,309.00
Single Cylinder	ML2003	Classroom	\$1,741.00
	ML2051	Office	
	ML2055	Classroom	
	ML2056	Classroom Holdback	
	ML2057	Storeroom	\$1,756.00
	ML2069	Institution Privacy	
	ML2053	Entrance	
	ML2054	Entrance	
Single Cylinder with Deadbolt	ML2058	Entrance Holdback	
	ML2068	Privacy or Apartment	
Single Cylinder with Deadbolt	ML2024	Entrance	\$1,777.00
Double Cylinder	ML2002	Classroom Intruder	\$1,824.00
	ML2032	Institution	
	ML2042	Entrance	
	ML2052	Classroom Intruder	
Double Cylinder with Deadbolt	ML2022	Store Door	\$1,860.00
	ML2092	Security Institution	
Deadlock	ML2011	Single Cylinder	\$541.00
	ML2012	Double Cylinder	\$624.00
	ML2013	Cylinder x Thumbturn	\$571.00
	ML2017	Classroom Function Cylinder x Thumbturn	
Single Cylinder	ML20906	Fail Safe/Fail Secure	\$1,959.00
	ML20914		
No Cylinder Override	ML20907	Fail Safe/Fail Secure	\$1,876.00
	ML20915		
Double Cylinder	ML20932	Fail Safe/Fail Secure	\$2,042.00

Notes:  
 1. Sectional lever trim x HSS available.  
 2. 619 finish provided to match 630 finish.



**HPSK**

Lever: Cast  
Rose: Wrought

**630**

Function			630
Non-Keyed	ML2010	Passage	\$956.00
	ML2020	Privacy	\$988.00
	ML2030	Privacy	
	ML2060	Privacy	\$984.00
Single Cylinder	ML2003	Classroom	\$1,067.00
	ML2051	Office	
	ML2055	Classroom	
	ML2056	Classroom	
	ML2057	Storeroom	
	ML2069	Institution Privacy	\$1,080.00
	ML2053	Entrance	
	ML2054	Entrance	
	ML2058	Entrance Holdback	
ML2068	Privacy or Apartment		
Single Cylinder with Deadbolt	ML2024	Entrance	\$1,103.00
	ML2048	Entrance	
	ML2065	Dormitory	
	ML2059	Security Storeroom	
	ML2067	Apartment	
	ML2073	Classroom Security	\$1,158.00
	ML2075	Entrance/Office	
Double Cylinder	ML2002	Classroom Intruder	\$1,150.00
	ML2032	Institution	
	ML2042	Entrance	
	ML2052	Classroom Intruder	
Double Cylinder with Deadbolt	ML2022	Store Door	\$1,233.00
	ML2062	Intruder Deadbolt	
	ML2072	Classroom Security Intruder	
	ML2082	Dormitory	
	ML2092	Security Institution	
Single Cylinder	ML20906	Fail Safe/Fail Secure	\$1,285.00
	ML20914		
No Cylinder Override	ML20907	Fail Safe/Fail Secure	\$1,202.00
	ML20915		
Double Cylinder	ML20932	Fail Safe/Fail Secure	\$1,309.00
Full Working Trim	M31	No cylinder, includes thumbturn lever	\$562.00

**Standard Features**

**Handing**

Passage (HP3010) function is non-handed  
Privacy (HP3020) function is handed

**Door Thickness**

1-3/4" (44mm) standard.  
Optional door thicknesses available

**Backset (5" - Standard)**

5" (127mm) standard.  
Optional: 2-3/4" (70mm) and 7" (177mm)

**Strike**

ANSI curved lip strike standard, 4-7/8" x 1-1/4" x 1-1/4" lip to center.

Optional strikes, lip lengths and ANSI wrought strike box available

**Latchbolt**

Brass, 1/2" (13mm) throw

**Covers**

Cast stainless steel

**Paddles**

Cast stainless steel



**Ordering Example**

**Stock Order**

Series/Function	Trim	Finish	Hand*
HP3010	HPSK	630	RH

\*Passage (HP3010) function is non-handed and privacy (HP3020) function is handed.

Function	Description	Finish
		630
HP3010	Passage	\$418.00
HP3020	Privacy	\$542.00



## Strike Options

Lip to Center	ANSI Curved Lip. Specify	Curved Lip Box. Specify	Full Lip. Specify	Add or Deduct
1" (25mm)	SA100	SC100		No Charge
1-1/8" (29mm)	SA118	SC118		
1-1/4" (32mm)	(standard)	SC114	SF114*	
1-3/8" (35mm)	SA138	SC138		
1-1/2" (38mm)	SA112	SC112		
1-3/4" (44mm)	SA134	SC134		Add \$16.00 per lockset
2" (51mm)	SA200	SC200		
2-1/4" (57mm)	SA214	SC214		
2-1/2" (63mm)	SA212	SC212		
2-3/4" (70mm)	SA234	SC234		
3" (76mm)	SA300	SC300		

\* Specify SFR114 for rounded corner.

## Door Thickness Options

Description	Specify Quick Code	Add or Deduct
1-3/4" (44mm)	(standard)	No Charge
2" (51mm)	D200	
2-1/4" (57mm)	D214	

## Backset Options

Description	Specify Quick Code	Add or Deduct
2-3/4" (70mm)	B234	No Charge
5" (127mm)	(standard)	
7" (177mm)	B700	Add \$6.00 per lockset

## Miscellaneous Options

Description	Specify Quick Code	Add or Deduct
Spanner head screws	M02	Add \$16.00 per lockset
Torx® head screws	M04	Add \$22.00 per lockset
Latch front, rounded corners	M13	Add \$2.50 per latch
ANSI wrought strike box	M17	No Charge
Lead lining. Specify Push or Pull side.	M28	Add \$262.00 per lockset
"PUSH & PULL" Identification*	M38	Add \$20.00
Retrofit Kit (part no. 791F39)		Add \$52.00
HP3000 Positive Pull Stop Kit (813F068)		Add \$16.00

**CYLINDRICAL LOCKS**
**PAGES**
**Grade 1 Vandal Resistant Cylindrical Lever Locksets CL3100 Series:**

MicroShield® Cylindrical Locksets Finishes, How to Order, Pricing	160
CL3100 Series Standard Features, Ordering Examples	161
CL3100 Series Lever Designs	162
CL3100 Series Cylinder Options	163
CL3100 Series Keying Options	164
CL3100 Series Door Thickness, Backset, Strike Options	165
CL3100 Series Miscellaneous Options	166

**Grade 1 Extra Heavy-Duty Cylindrical Lever Locksets CL3300 Series:**

CL3300 Series Standard Features & Ordering Examples	167
CL3300 Series Lever Designs	168
CL3300 Series Cylinder Options	169
CL3300 Series Keying Options	170
CL3300 Series Door Thickness, Backset, Strike Options	171
CL3300 Series Miscellaneous Options	172

**Grade 1 Heavy-Duty Cylindrical Lever Locksets CL3500 Series:**

CL3500 Series Standard Features & Ordering Examples	173
CL3500 Series Lever Designs	174
CL3500 Series Cylinder Options	175
CL3500 Series Keying Options	176
CL3500 Series Door Thickness, Backset, Strike Options	177
CL3500 Series Miscellaneous Options	178

**Grade 2 Standard-Duty Lever Locksets CL3800 Series:**

CL3800 Series Standard Features & Ordering Options	179
CL3800 Series Lever Designs	180
CL3800 Series Cylinder & Keying Options	181
CL3800 Series Door Thickness, Backset, Strike, Miscellaneous Options	182

**Grade 1 Heavy-Duty Cylindrical Knob Locksets CK4300 Series:**

CK4300 Series Standard Features & Ordering Example	183
CK4300 Series Knob Designs, Cylinder Keying Options	184
CK4300 Series Strike, Backset, Door Thickness, Miscellaneous Options	185

**Grade 2 Standard-Duty Cylindrical Knob Locksets CK4400 Series:**

CK4400 Series Standard Features & Ordering Example	186
CK4400 Series Knob Designs, Cylinder & Keying Options, Backset Options	187
CK4400 Series Strike, Miscellaneous Options	188

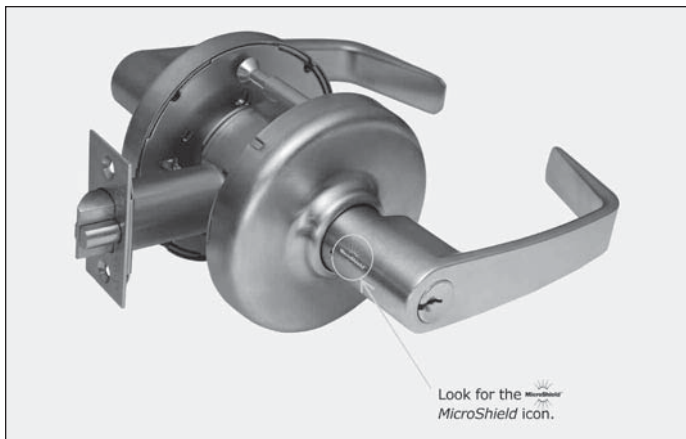


CL3100  
CL3300  
CL3500  
CL3800

**MicroShield®**

As part of their promise to provide innovative solutions to their customers, certain ASSA ABLOY Group brands offer the MicroShield® technology, a silver-based antimicrobial coating designed to inhibit the growth of bacteria.

MicroShield® is a registered trademark of Yale Security Inc., an ASSA ABLOY Group company.



Product	Series	MicroShield® Coated Components
Cylindrical Locks	CL3100, CL3300, CL3500, and CL3800 Series	Levers*, roses

**AVAILABLE FINISHES**

- MicroShield® is available on 626. Other finishes available by Special Product Application Request Form only.
- Specify 626C (satin chrome plated) when ordering.
- MicroShield® coating will be applied over 626 finish. All components will match 626.

\* MicroShield® coating will only be applied to "high touch" components.

**HOW TO ORDER**

Product	How to Order
Cylindrical Locks	CL3355 x NZD x 626C

Description	Add
Cylindrical Locks	Add \$62.00

**Standard Features**

**Handing**

Non-handed

**Door Thickness**

1-3/4" - 2 standard

**Backset**

2-3/4" standard

**Strike**

ANSI curved lip  
4-7/8" x 1-1/4" x 1-1/4" lip to center

**Cylinder**

Brass, 6-pin, L4 keyway, 0-bitted

**Keys**

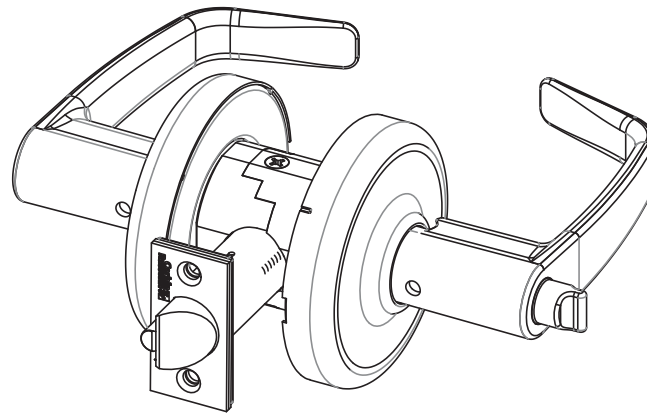
Two nickel silver keys

**Case Quantity**

6

**Case Weight**

32 lbs



**Ordering Examples**

**Stock Order**

Quantity	Series/Function	Trim	Finish	Hand
100	CL3155	NZD	626	RHR

**Split Finish Order**

Quantity	Series/Function	Finish		Hand
		Outside	Inside	
12	CL3155	626	625	RHR

**Note:** Higher set price prevails

**Contract/Detailed Order**

Quantity	Keyset	Series/Function	Trim	Finish	Hand	Strike	Misc. Options	Cylinder and Keying
24	AA1	CL3155	NZD	626	RHR	SA112	M17	C6-VKC3

**Lever Designs:**



**Levers**

**Roses**

**Lever:**

Die cast zinc

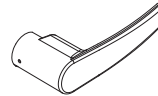
**Rose:**

Brass

**Newport**



**Armstrong**



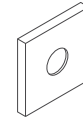
**Princeton**



C ROSE



D ROSE



E ROSE



K ROSE

Function	Description		AZC, AZD, AZE, AZK, NZC, NZD, NZE, NZK, PZC, PZD, PZE, PZK		
			Finish: 613E, 626	Finish: 605, 606, 611, 612, 613, 613L, 618, 619, 625, 722	
CL3110	Non-Keyed	Passage	\$461.00	\$477.00	
CL3120		Privacy	\$525.00	\$541.00	
CL3120H		Hospital Privacy			
CL3140NT		Exit Latch	\$207.00	\$215.00	
CL3150		Half Dummy	\$407.00	\$423.00	
CL3170		Full Dummy	\$525.00	\$541.00	
CL3180		Passage x blank plate	\$619.00	\$635.00	
CL3151	Entrance				
CL3155	Classroom				
CL3157	Storeroom				
CL3161	Entrance	\$633.00			\$649.00
CL3175	Corridor/dormitory	\$695.00			\$711.00
CL3193	Service Station				
CL3129	Hotel	\$706.00	\$722.00		
CL3132	Institution				
CL3152	Classroom Intruder				
CL3162	Communicating				
CL3172	Public Toilet				

Cylinder Options		
Description	Specify Quick Code	Add or Deduct
Conventional 6-pin	(standard)	No Charge
Conventional 7-pin	7P	Add \$2.00 per cylinder
Less Cylinder <sup>4</sup>	LC	Deduct \$76.00 per cylinder
Access 3 Patented	AP	No Charge
Access 3 Security	AS	Add \$54.00 per cylinder
Access 3 High Security, UL 437	AHS	Add \$76.00 per cylinder
Access 3 IC Patented	ACP	Add \$71.00 per cylinder
Access 3 IC Security	ACS	Add \$120.00 per cylinder
Access 3 IC High Security, UL 437	ACHS	Add \$140.00 per cylinder
Pyramid Security Fixed Core <sup>3</sup>	PS	Add \$55.00 per cylinder
Pyramid Security IC <sup>3</sup>	PCS	Add \$124.00 per cylinder
Pyramid High Security Fixed Core <sup>3</sup>	PHS	Add \$82.00 per cylinder
Pyramid High Security IC <sup>3</sup>	PCHS	Add \$152.00 per cylinder
Pyramid IC with Temporary Construction Core	CTP	Add \$71.00 per cylinder
Pyramid IC with Temporary Disposable Core	CTPD	No Charge
Pyramid IC Less Core	CLP	No Charge
Security <sup>3</sup>	HS	Add \$105.00 per cylinder
Security IC <sup>3</sup>	CHS	Add \$176.00 per cylinder
IC 6-pin	C6	Add \$71.00 per cylinder
IC 6-pin with Temporary Construction Core (Red)	CT6R	Add \$71.00 per cylinder
IC 6-pin with Temporary Construction Core (Blue)	CT6B	Add \$71.00 per cylinder
IC 6-pin with Temporary Construction Core (Green)	CT6G	Add \$71.00 per cylinder
IC 6-pin with Temporary Disposable Core	CT6D	No Charge
Small Format Temporary Disposable Core	CTSD	No Charge
IC 6-pin Less Core <sup>3</sup>	CL6	No Charge
IC 7-pin	C7	Add \$73.00 per cylinder
IC 7-pin with Temporary Construction Core (Red)	CT7R	Add \$73.00 per cylinder
IC 7-pin with Temporary Construction Core (Blue)	CT7B	Add \$73.00 per cylinder
IC 7-pin with Temporary Construction Core (Green)	CT7G	Add \$73.00 per cylinder
IC 7-pin with Temporary Disposable Core	CT7D	No Charge
IC 7-pin Less Core <sup>3</sup>	CL7	
Lockset furnished in Schlage® C Keyway <sup>1, 3</sup>	C	
Lockset furnished in Sargent® LA Keyway <sup>2, 3</sup>	LA	

**Notes:**

1. Available 0-bitted & key random (KR) only.
2. Available 0-bitted only.
3. Not available in CL3129 function.
4. CL3129 function is not available less cylinder.

### Keying Options\*

Description	Specify Quick Code	Add or Deduct
0-Bitted with 2 blank keys	(standard)	No Charge
Keyed random	KR	
Master keyed (all cylinders except 8000, 8020, 8027 IC core)	Specify keyset	Add \$16.00 per cylinder
Master keyed Pyramid	Specify keyset	
Master keyed Security (including IC cylinder and core)	Specify keyset	
Master keyed (8000, 8020, 8027 IC core)	Specify keyset	No Charge
Master keyed to customer bittings or sample key	Specify keyset	Add \$16.00 per cylinder
Construction master keyed <sup>1,2</sup>	CMK	Add \$16.00 per cylinder
Visual key control (VKC)		
-No stamping	VKC0	\$4.50
-Keys only	VKC1	No Charge
-Cylinder and Keys <sup>3</sup>	VKC2	\$8.00
-Cylinders only <sup>3</sup>	VKC3	\$8.00
Concealed key control (CKC)		
-CKC cylinders with VKC keys	CKC2	\$8.00
-CKC cylinders only <sup>3</sup>	CKC3	\$8.00
More than 2 keys per lock	KY# (e.g., KY6)	See page 66 - Cut Keys Section

**Notes:**

1. CMK Construction master keying charge is in addition to master keying charge.
2. CMK Construction master keying is not available in Pyramid or Security series.
3. VKC2, VKC3, CKC3 are not available in Access 3, Pyramid or Security series.

\*Double cylinder keying: unless otherwise specified, both cylinders of 32, 52 and 62 functions will be keyed alike. The inside cylinder of 72 function will be keyed to the master key(s) only, while the outside cylinder will include the change key.

If different keying is required, specify outside cylinder first, then inside cylinder.

For key bows other than 10 and 90, specify 'KB' + bow number as Quick Code, e.g. KB12.

**Door Thickness Options**

Description	Specify Quick Code	Add or Deduct
1-3/4" - 2"	(standard)	No Charge
Over 2" up to 2-1/4"	D214	

**Backset Options**

Description	Specify Quick Code	Add or Deduct
2-3/4"	(standard)	No Charge
3-3/4"	B334	Add \$15.00 to lockset
5"	B500	Add \$24.00 to lockset

**Strike Options<sup>2</sup>** (to purchase strike separately, see catalog or parts manual for part no.)

Lip Length	ANSI Curved Lip - Specify Quick Code	Curved Lip Box - Specify Quick Code	Add or Deduct
1"	SA100	SC100	No Charge
1-1/8"	SA118	SC118	
1-1/4"	(standard)	SC114	
1-3/8"	SA138	SC138	
1-1/2"	SA112	SC112	
1-3/4"	SA134	SC134	Add \$16.00 per lockset
2"	SA200	SC200	
2-1/4"	SA214	SC214	
2-1/2"	SA212	SC212	
2-3/4"	SA234	SC234	
3"	SA300	SC300	

<sup>12</sup>If door thickness is standard or has been specified and no special door or frame condition exist, then only the first two characters of the optional strike Quick Code must be specified (e.g. "SC").  
The correct lip length will be determined by our order entry system based on the standard or specified door thickness.



**Miscellaneous Options**

Description	Specify Quick Code	Add or Deduct
Spanner head screws	M02	Add \$16.00 per lockset
Torx® head screws	M04	Add \$22.00 per lockset
Less cylinder and with tailpiece for Schlage® fixed core cylinder (AZ, NZ & PZ designs) <sup>2</sup>	M06	No Charge
Lever to accept 6 or 7-pin SFIC (AZ, NZ & PZ designs) <sup>2</sup>	M08	No Charge
Lever to accept Sargent® LFIC fixed core cylinder (AZ, NZ & PZ designs) <sup>2</sup>	M09	No Charge
Security Lever (not available on non-keyed functions)	M111	No Charge
3/4" throw fire latch x 2-3/4" backset (not available for CL3120, 29, 40, and 93 functions) <div style="display: flex; justify-content: space-around; margin-top: 5px;"> <div style="text-align: center;">                     Finishes Available                      605                      606                      626                 </div> <div style="text-align: center;">                     Matching Lock Finish                      605                      606, 611, 612, 613                      625, 626                 </div> </div>	M16	Add \$100.00 per lockset
ANSI wrought strike box	M17	No Charge
Knurling outside and inside	M20	Add \$132.00 per lockset
Knurling outside only	M21	Add \$66.00 per lockset
Knurling inside only	M22	Add \$66.00 per lockset
Abrasive coat outside and inside	M23	Add \$82.00 per lockset
Abrasive coat inside only	M24	Add \$41.00 per lockset
Abrasive coat outside only	M25	Add \$41.00 per lockset
Lead lining (roses)	M28	Add \$164.00 per lockset
Lever to accept Schlage® LFIC (AZ, NZ & PZ designs) <sup>2</sup>	M69	No Charge
Lever to accept Yale® 6-pin fixed core cylinder (NZ & PZ designs only) <sup>2</sup>	YC	
Lever to accept Yale® 7-pin fixed core cylinder (NZ & PZ designs only) <sup>2</sup>	YC7	
Lever to accept Yale® 6-pin LFIC (NZ & PZ designs only) <sup>2</sup>	YRC	
Lever to accept Yale® 7-pin LFIC (NZ & PZ designs only) <sup>2</sup>	YRC7	
STC 55 Acoustical Door Kit	M112	

Notes:  
 2. Not available in CL3129 function.

**Standard Features**

**Handing**

Non-handed except FZD

**Door Thickness**

1-3/4" - 2"

**Backset**

2-3/4"

**Strike**

ANSI curved lip  
4-7/8" x 1-1/4" x 1-1/4" lip to center

**Cylinder**

Brass, 6-pin, L4 keyway, 0-bitted

**Keys**

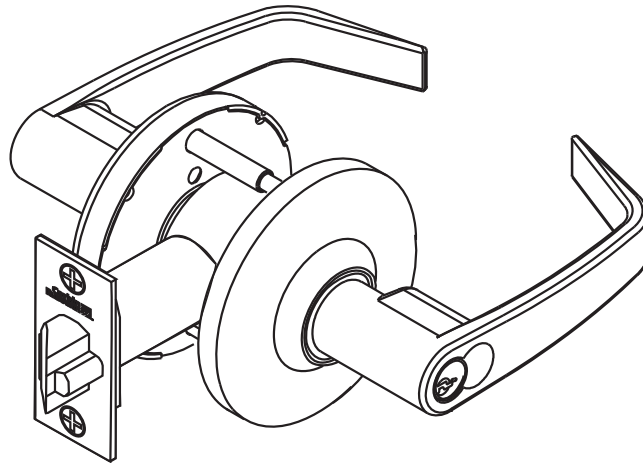
Two nickel silver keys

**Case Quantity**

6

**Case Weight**

32 lbs



**Ordering Examples**

**Stock Order**

Quantity	Series/Function	Trim	Finish	Hand
100	CL3355	NZD	626	RHR

**Split Trim/Split Finish Order**

Quantity	Series/Function	Trim		Finish		Hand
		Outside	Inside	Outside	Inside	
12	CL3355	NZD	AZD	626	625	RHR

**Contract/Detailed Order**

Quantity	Keyset	Series/Function	Trim	Finish	Hand	Strike	Misc. Options	Cylinder and Keying
24	AA1	CL3355	NZD	626	RHR	SA112	M17	C6-VKC3

**Lever Designs: AZD, NZD, PZD, FZD**



**Lever:**

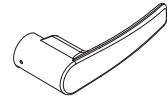
Die cast zinc

**Rose:**

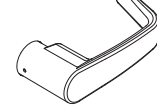
Wrought Brass



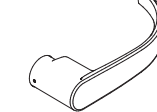
**Armstrong**



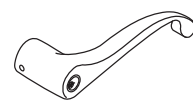
**Newport**



**Princeton**



**Frascati**



Function	Description	AZD, NZD, PZD, FZD	
		Finish: 613E, 626	Finish: 605, 606, 611, 612, 613, 613L, 618, 619, 625, 722
CL3310	Passage	\$458.00	\$474.00
CL3380	Passage x Blank Plate		
CL3390	Passage x Turnpiece	\$511.00	\$527.00
CL3320	Privacy		
CL3320H	Hospital Privacy	\$606.00	\$622.00
CL3320TO	Time Out Lock		
CL3340	Patio	\$511.00	\$527.00
CL3340NT	Exit Latch		
CL3350	Half Dummy	\$188.00	\$196.00
CL3370	Full Dummy	\$377.00	\$393.00
CL3351	Entrance		
CL3355	Classroom	\$606.00	\$622.00
CL3357	Storeroom		
CL3359	Storeroom or Public Restroom		
CL3361	Entrance	\$619.00	\$635.00
CL3375	Corridor/Dormitory		
CL3393	Service Station	\$673.00	\$689.00
CL3329	Hotel		
CL3381	Keyed x Blank Plate	\$606.00	\$622.00
CL3391	Keyed x Blank Plate		
CL3332	Institution		
CL3352	Classroom Intruder	\$697.00	\$713.00
CL3362	Communicating		
CL3372	Public Toilet		
CL33903*	Fail Safe	\$831.00	\$847.00
CL33905*	Fail Secure		



**\*ElectroLynx®**

As part of their promise to provide innovative, fast and effective, and higher security solutions to their customers, ASSA ABLOY Group companies offer ElectroLynx, a universal quick-connect system that simplifies the electrification of the door opening. ElectroLynx® is a registered trademark of ASSA ABLOY, Inc.

Cylinder Options		
Description	Specify Quick Code	Add or Deduct
Conventional 6-pin	(standard)	No Charge
Conventional 7-pin	7P	Add \$2.00 per cylinder
Less Cylinder <sup>4</sup>	LC	Deduct \$76.00 per cylinder
Access 3 Patented	AP	No Charge
Access 3 Security	AS	Add \$54.00 per cylinder
Access 3 High Security, UL 437	AHS	Add \$76.00 per cylinder
Access 3 IC Patented	ACP	Add \$71.00 per cylinder
Access 3 IC Security	ACS	Add \$120.00 per cylinder
Access 3 IC High Security, UL 437	ACHS	Add \$140.00 per cylinder
Pyramid Security Fixed Core <sup>3</sup>	PS	Add \$55.00 per cylinder
Pyramid Security IC <sup>3</sup>	PCS	Add \$124.00 per cylinder
Pyramid High Security Fixed Core <sup>3</sup>	PHS	Add \$82.00 per cylinder
Pyramid High Security IC <sup>3</sup>	PCHS	Add \$152.00 per cylinder
Pyramid IC with Temporary Construction Core	CTP	Add \$71.00 per cylinder
Pyramid IC with Temporary Disposable Core	CTPD	No Charge
Pyramid IC Less Core	CLP	No Charge
Security <sup>3</sup>	HS	Add \$105.00 per cylinder
Security IC <sup>3</sup>	CHS	Add \$176.00 per cylinder
IC 6-pin	C6	Add \$71.00 per cylinder
IC 6-pin with Temporary Construction Core (Red)	CT6R	Add \$71.00 per cylinder
IC 6-pin with Temporary Construction Core (Blue)	CT6B	Add \$71.00 per cylinder
IC 6-pin with Temporary Construction Core (Green)	CT6G	Add \$71.00 per cylinder
IC 6-pin with Temporary Disposable Core	CT6D	No Charge
Small Format Temporary Disposable Core	CTSD	No Charge
IC 6-pin Less Core <sup>3</sup>	CL6	No Charge
IC 7-pin	C7	Add \$73.00 per cylinder
IC 7-pin with Temporary Construction Core (Red)	CT7R	Add \$73.00 per cylinder
IC 7-pin with Temporary Construction Core (Blue)	CT7B	Add \$73.00 per cylinder
IC 7-pin with Temporary Construction Core (Green)	CT7G	Add \$73.00 per cylinder
IC 7-pin with Temporary Disposable Core	CT7D	No Charge
IC 7-pin Less Core <sup>3</sup>	CL7	
Lockset furnished in Schlage® C Keyway <sup>1, 3</sup>	C	
Lockset furnished in Sargent® LA Keyway <sup>2, 3</sup>	LA	

**Notes:**

1. Available 0-bitted & key random (KR) only.
2. Available 0-bitted only.
3. Not available in CL3329 function.
4. CL3329 function is not available less cylinder.

### Keying Options\*

Description	Specify Quick Code	Add or Deduct
0-Bitted with 2 blank keys	(standard)	No Charge
Keyed random	KR	
Master keyed (all cylinders except 8000, 8020, 8027 IC core)	Specify keyset	Add \$16.00 per cylinder
Master keyed Pyramid	Specify keyset	
Master keyed Security (including IC cylinder and core)	Specify keyset	
Master keyed (8000, 8020, 8027 IC core)	Specify keyset	No Charge
Master keyed to customer bittings or sample key	Specify keyset	Add \$16.00 per cylinder
Construction master keyed <sup>1,2</sup>	CMK	Add \$16.00 per cylinder
Visual key control (VKC)		
-No stamping	VKC0	\$4.50
-Keys only	VKC1	No Charge
-Cylinder and Keys <sup>3</sup>	VKC2	\$8.00
-Cylinders only <sup>3</sup>	VKC3	\$8.00
Concealed key control (CKC)		
-CKC cylinders with VKC keys	CKC2	\$8.00
-CKC cylinders only <sup>3</sup>	CKC3	\$8.00
More than 2 keys per lock	KY# (e.g., KY6)	See page 66 - Cut Keys Section

**Notes:**

1. CMK Construction master keying charge is in addition to master keying charge.
2. CMK Construction master keying is not available in Access 3, Pyramid or Security series.
3. VKC2, VKC3, CKC3 are not available in Access 3, Pyramid or Security series.

\*Double cylinder keying: unless otherwise specified, both cylinders of 32 and 82 functions will be keyed alike. The inside cylinder of 72 function will be keyed to the master key(s) only, while the outside cylinder will include the change key.

If different keying is required, specify outside cylinder first, then inside cylinder.

For key bows other than 10 and 90, specify 'KB' + bow number as Quick Code, e.g. KB12.

**Door Thickness Options**

Description	Specify Quick Code	Add or Deduct
1-3/4" - 2"	(standard)	No Charge
Over 2" up to 2-1/4"	D214	

**Backset Options**

Description	Specify Quick Code	Add or Deduct
2-3/4"	(standard)	No Charge
3-3/4"	B334	Add \$15.00 to lockset
5"	B500	Add \$24.00 to lockset

**Strike Options\*** (to purchase strike separately, see catalog or parts manual for part no.)

Lip Length	ANSI Curved Lip - Specify Quick Code	Curved Lip Box - Specify Quick Code	Add or Deduct
1"	SA100	SC100	No Charge
1-1/8"	SA118	SC118	
1-1/4"	(standard)	SC114	
1-3/8"	SA138	SC138	
1-1/2"	SA112	SC112	
1-3/4"	SA134	SC134	Add \$16.00 per lockset
2"	SA200	SC200	
2-1/4"	SA214	SC214	
2-1/2"	SA212	SC212	
2-3/4"	SA234	SC234	
3"	SA300	SC300	

Description	Specify Quick Code	Add or Deduct
Rabbeted front and strike	SR118	Add \$86.00 per lockset

\*If door thickness is standard or has been specified and no special door or frame condition exist, then only the first two characters of the optional strike Quick Code must be specified (e.g. "SC").  
The correct lip length will be determined by our order entry system based on the standard or specified door thickness.

**Miscellaneous Options**

Description	Specify Quick Code	Add or Deduct
Split designs and split finishes	Outside Trim x Inside Trim	Higher set price prevails
Spanner head screws	M02	Add \$16.00 per lockset
Torx® head screws	M04	Add \$22.00 per lockset
Less cylinder and with tailpiece for Schlage® fixed core cylinder (all designs) <sup>2</sup>	M06	No Charge
Lever to accept 6 or 7-pin SFIC <sup>2</sup> (NZD, FZD and PZD designs only)	M08	No Charge
Lever to accept Sargent® fixed core cylinder (all designs) <sup>2</sup>	M09	No Charge
1-1/8" latch front, rounded corners	M13	Add \$2.50 per latch
3/4" throw fire latch x 2-3/4" backset (not available for CL3320, 29, 40, and 93 functions)	M16	Add \$100.00 per lockset
Finishes                      Matching		
Available                    Lock Finish		
605                            605		
606                            606, 611, 612, 613		
626                            625, 626		
ANSI wrought strike box	M17	No Charge
Knurling outside and inside	M20	Add \$132.00 per lockset
Knurling outside only	M21	Add \$66.00 per lockset
Knurling inside only	M22	Add \$66.00 per lockset
Abrasive coat outside and inside	M23	Add \$82.00 per lockset
Abrasive coat inside only	M24	Add \$41.00 per lockset
Abrasive coat outside only	M25	Add \$41.00 per lockset
Lead lining (roses)	M28	Add \$164.00 per lockset
Lever to accept Schlage® LFIC <sup>2</sup> (NZD and PZD designs only)	M69	No Charge
Request to Exit (REX) Switch (CL33900 only)	M92	\$186.00
CL33900 Series electrified options	12 AD	No Charge
12VAC/DC <sup>1</sup>	24 AD	
24VAC/DC		

**Notes:**

1. Voltage is universal for AC or DC current.
2. Not available in CL3329 function.

**Standard Features**

**Handing**

Non-handed

**Door Thickness**

1-3/4"

**Backset**

2-3/4"

**Strike**

ANSI curved lip  
4-7/8" x 1-1/4" x 1-1/4" lip to center

**Cylinder**

Brass, 6-pin, L4 keyway  
0-bitted

**Keys**

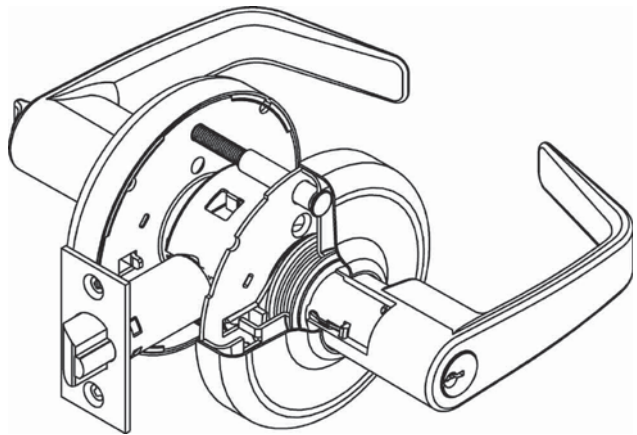
Two nickel silver keys

**Case Quantity**

6

**Case Weight**

26 lbs



**Ordering Examples**

**Stock Order**

Quantity	Series/Function	Trim	Finish	Hand
100	CL3555	NZD	626	RH

**Split Trim/Split Finish Order**

Quantity	Series/Function	Trim		Finish		Hand
		Outside	Inside	Outside	Inside	
12	CL3555	NZD	AZD	626	625	RH

**Contract/Detailed Order**

Quantity	Keypad	Series/Function	Trim	Finish	Hand	Strike	Misc. Options	Cylinder and Keying
24	AA1	CL3555	NZD	626	RH	SA112	M17	C6-VKC3



**Lever Designs: AZD**



**Lever:**

Die cast zinc

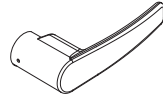
**Rose:**

Wrought Brass



**AZD**

**Armstrong**



**Lever Designs: NZD**



**Lever:**

Die cast zinc

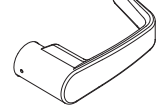
**Rose:**

Wrought Brass

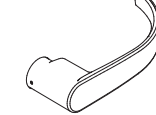


**NZD**

**Newport**



**Princeton**



**Lever Designs: PZD**



**Lever:**

Die cast zinc

**Rose:**

Wrought Brass



**PZD**

Function	Description		AZD, NZD, PZD	
			Finish: 613E, 626	Finish: 605, 606, 611, 612, 613, 613L, 618, 619, 625, 722
CL3510	Non-Keyed	Passage	\$422.00	\$438.00
CL3580		Passage x Blank Plate	\$466.00	\$482.00
CL3520		Privacy		
CL3550		Half Dummy		
CL3570		Full Dummy	\$377.00	\$393.00
CL3551	Single Cylinder	Entrance	\$530.00	\$546.00
CL3555		Classroom		
CL3557		Storeroom		
CL3561		Office or Privacy		
CL3581	Double Cylinder	Keyed x Blank Plate	\$606.00	\$622.00
CL3582		Store Door		

<b>Cylinder Options</b>		
<b>Description</b>	<b>Specify Quick Code</b>	<b>Add or Deduct</b>
Conventional 6-pin	(standard)	No Charge
Conventional 7-pin	7P	Add \$2.00 per cylinder
Less Cylinder	LC	Deduct \$76.00 per cylinder
Access 3 Patented	AP	No Charge
Access 3 Security	AS	Add \$54.00 per cylinder
Access 3 High Security, UL 437	AHS	Add \$76.00 per cylinder
Access 3 IC Patented	ACP	Add \$71.00 per cylinder
Access 3 IC Security	ACS	Add \$120.00 per cylinder
Access 3 IC High Security, UL 437	ACHS	Add \$140.00 per cylinder
Pyramid Security Fixed Core	PS	Add \$55.00 per cylinder
Pyramid Security IC	PCS	Add \$124.00 per cylinder
Pyramid High Security Fixed Core	PHS	Add \$82.00 per cylinder
Pyramid High Security IC	PCHS	Add \$152.00 per cylinder
Pyramid IC with Temporary Construction Core	CTP	Add \$71.00 per cylinder
Pyramid IC with Temporary Disposable Core	CTPD	No Charge
Pyramid IC Less Core	CLP	No Charge
Security	HS	Add \$105.00 per cylinder
Security IC	CHS	Add \$176.00 per cylinder
IC 6-pin	C6	Add \$71.00 per cylinder
IC 6-pin with Temporary Construction Core (Red)	CT6R	Add \$71.00 per cylinder
IC 6-pin with Temporary Construction Core (Blue)	CT6B	Add \$71.00 per cylinder
IC 6-pin with Temporary Construction Core (Green)	CT6G	Add \$71.00 per cylinder
IC 6-pin with Temporary Disposable Core	CT6D	No Charge
Small Format Temporary Disposable Core	CTSD	No Charge
IC 6-pin less core	CL6	No Charge
IC 7-pin	C7	Add \$73.00 per cylinder
IC 7-pin with Temporary Construction Core (Red)	CT7R	Add \$73.00 per cylinder
IC 7-pin with Temporary Construction Core (Blue)	CT7B	Add \$73.00 per cylinder
IC 7-pin with Temporary Construction Core (Green)	CT7G	Add \$73.00 per cylinder
IC 7-pin with Temporary Disposable Core	CT7D	No Charge
IC 7-pin Less Core	CL7	No Charge
Lockset furnished in Schlage® C Keyway <sup>1</sup>	C	
Lockset furnished in Sargent® LA Keyway <sup>2</sup>	LA	

**Notes:**

1. Available 0-bitted & key random (KR) only.
2. Available 0-bitted only.

**Keying Options\***

Description	Specify Quick Code	Add or Deduct
0-Bitted with 2 blank keys	(standard)	No Charge
Keyed random	KR	
Master keyed (all cylinders except 8000, 8020, 8027 IC core)	Specify keyset	Add \$16.00 per cylinder
Master keyed Pyramid	Specify keyset	
Master keyed Security (including IC cylinder and core)	Specify keyset	
Master keyed (8000, 8020, 8027 IC core)	Specify keyset	No Charge
Master keyed to customer bittings or sample key	Specify keyset	Add \$16.00 per cylinder
Construction master keyed <sup>1,2</sup>	CMK	Add \$16.00 per cylinder
Visual key control (VKC)		
-No stamping	VKC0	\$4.50
-Keys only	VKC1	No Charge
-Cylinder and Keys <sup>3</sup>	VKC2	\$8.00
-Cylinders only <sup>3</sup>	VKC3	\$8.00
Concealed key control (CKC)		
-CKC cylinders with VKC keys	CKC2	\$8.00
-CKC cylinders only <sup>3</sup>	CKC3	\$8.00
More than 2 keys per lock	KY# (e.g., KY6)	See page 66 - Cut Keys Section

## Notes:

1. CMK Construction master keying charge is in addition to master keying charge.
2. CMK Construction master keying is not available in Access 3, Pyramid or Security series.
3. VKC2, VKC3, CKC3 are not available in Access 3, Pyramid or Security series.

\*Double cylinder keying: unless otherwise specified, both cylinders of 82 functions will be keyed alike.

If different keying is required, specify outside cylinder first, then inside cylinder.

For key bows other than 10 and 90, specify "KB" + bow number as Quick Code, e.g. KB12.

**Door Thickness Options**

Description	Specify Quick Code	Add or Deduct
1-3/4"	(standard)	No Charge
1-3/8"	D138**1	

**Backset Options**

Description	Specify Quick Code	Add or Deduct
2-3/8"	B238 <sup>1</sup>	No Charge
2-3/4"	B234 (standard)	
3-3/4"	B334	Add \$15.00 to lockset
5"	B500	Add \$24.00 to lockset

**Strike Options\*** (to purchase strike separately, see catalog or parts manual for part no.)

Lip Length	ANSI Curved Lip Specify Quick Code	Curved Lip Box Specify Quick Code	Full Lip Specify Quick Code	Add or Deduct
1"	SA100	SC100		No Charge
1-1/8"	SA118	SC118	SF118	
1-1/4"	(standard)	SC114		
1-3/8"	SA138	SC138		
1-1/2"	SA112	SC112		
1-3/4"	SA134	SC134		Add \$16.00 per lockset
2"	SA200	SC200		
2-1/4"	SA214	SC214		
2-1/2"	SA212	SC212		
2-3/4"	SA234	SC234		
3"	SA300	SC300		

Description	Specify Quick Code	Add or Deduct
Rabbeted front and strike	SR118	Add \$86.00 per lockset

\*If door thickness is standard or has been specified and no special door or frame condition exist, then only the first two characters of the optional strike Quick Code must be specified (e.g. "SC").

The correct lip length will be determined by our order entry system based on the standard or specified door thickness.

\*\*If D138 is specified, 2-3/8" backset latch will be supplied unless B234 option is also specified.

1. M14 and B238 (2-3/8" backset) standard with D138 (1-3/8" door thickness) option.

**Miscellaneous Options**

Description	Specify Quick Code	Add or Deduct
Split designs and split finishes	Outside Trim x Inside Trim	Higher set price prevails
Spanner head screws	M02	Add \$16.00 per lockset
Torx® head screws	M04	Add \$22.00 per lockset
Less cylinder and with tailpiece for Schlage® fixed core cylinder (all designs)	M06	No Charge
Lever to accept 6 or 7-pin SFIC (NZD & PZD design only)	M08	No Charge
Lever to accept Sargent® fixed core cylinder (all designs) (NZD design only)	M09	No Charge
Lever to accept Schlage® LFIC (NZD & PZD design only)	M69	No Charge
1-1/8" latch front, rounded corners	M13	Add \$2.50 per latch
1" latch front, square corners <sup>1</sup>	M14	Add \$6.00 per lockset
1" latch front, rounded corners	M15	Add \$2.50 per latch
ANSI wrought strike box	M17	No Charge
Knurling outside and inside	M20	Add \$132.00 per lockset
Knurling outside only	M21	Add \$66.00 per lockset
Knurling inside only	M22	Add \$66.00 per lockset
Abrasive coat outside and inside only	M23	Add \$82.00 per lockset
Abrasive coat inside only	M24	Add \$41.00 per lockset
Abrasive coat outside only	M25	Add \$41.00 per lockset
1-1/8" latch front, square corners (standard for 2-3/4" and 5" backsets)	M32	No Charge

## Note:

1. M14 and B238 (2-3/8" backset) standard with D138 (1-3/8" door thickness) option.

**Standard Features**

**Handing**

Non-handed

**Door Thickness**

1-3/8" - 1-7/8"  
Available in 2" - 2-1/4" upon request

**Backset**

2-3/4" standard

**Strike**

ANSI curved lip  
4-7/8" x 1-1/4" x 1-1/4" lip to center

**Cylinder**

Brass, 6-pin, L4 keyway  
0-bitted

**Keys**

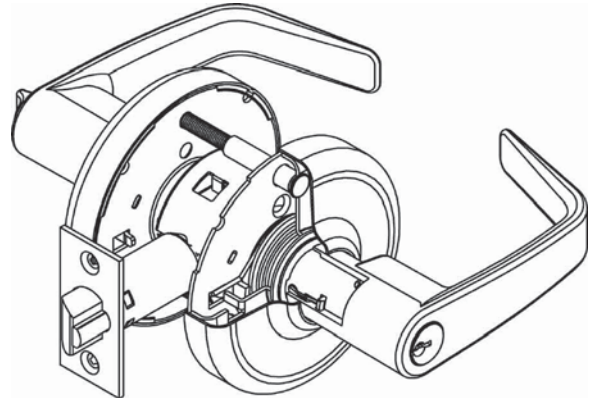
Two nickel silver keys

**Case Quantity**

6

**Case Weight**

32 lbs



**Ordering Examples**

**Stock Order**

Quantity	Series/Function	Trim	Finish	Hand
100	CL3855	NZD	626	RHR

**Split Trim/Split Finish Order**

Quantity	Series/Function	Trim		Finish		Hand
		Outside	Inside	Outside	Inside	
12	CL3855	NZD	AZD	626	625	RHR

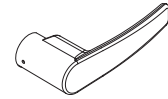
**Contract/Detailed Order**

Quantity	Keyset	Series/Function	Trim	Finish	Hand	Strike	Misc. Options	Cylinder and Keying
24	AA1	CL3855	NZD	626	RHR	SA112	M02	C6-VKC3

**Lever Designs: AZD, NZD, PZD**



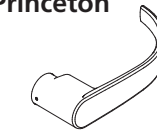
**Armstrong**



**Newport**



**Princeton**



**Lever:**

Die cast zinc

**Rose:**

Wrought Brass



Function	Description		AZD, NZD, PZD	
			Finish: 613E, 626	Finish: 605, 606, 611, 612, 613, 613L, 618, 619, 625, 722
CL3810	Non-Keyed	Passage	\$200.00	\$216.00
CL3880		Passage x Blank Plate	\$220.00	\$236.00
CL3820		Privacy		
CL3850		Half Dummy		
CL3870		Full Dummy	\$212.00	\$228.00
CL3851	Single Cylinder	Entrance	\$276.00	\$292.00
CL3855		Classroom		
CL3857		Storeroom		
CL3861		Office		

**Cylinder & Keying Options**

Description	Specify Quick Code	Add or Deduct
Conventional 6-pin	(standard)	No Charge
Conventional 7-Pin	7P	Add \$2.00 per cylinder
Less Cylinder	LC	Deduct \$76.00 per cylinder
Access 3 Patented	AP	No Charge
Access 3 Security	AS	Add \$54.00 per cylinder
Access 3 High Security, UL 437	AHS	Add \$76.00 per cylinder
Access 3 IC Patented	ACP	Add \$71.00 per cylinder
Access 3 IC Security	ACS	Add \$120.00 per cylinder
Access 3 IC High Security, UL 437	ACHS	Add \$140.00 per cylinder
Pyramid Security Fixed Core <sup>3</sup>	PS	Add \$55.00 per cylinder
Pyramid Security IC <sup>3</sup>	PCS	Add \$124.00 per cylinder
Pyramid High Security Fixed Core <sup>3</sup>	PHS	Add \$82.00 per cylinder
Pyramid High Security IC <sup>3</sup>	PCHS	Add \$152.00 per cylinder
Pyramid IC with Temporary Construction Core	CTP	Add \$71.00 per cylinder
Pyramid IC with Temporary Disposable Core	CTPD	No Charge
Pyramid IC Less Core	CLP	No Charge
Security	HS	Add \$105.00 per cylinder
Security IC	CHS	Add \$176.00 per cylinder
IC 6-pin	C6	Add \$71.00 per cylinder
IC 6-pin with Temporary Construction Core (Red)	CT6R	Add \$71.00 per cylinder
IC 6-pin with Temporary Construction Core (Blue)	CT6B	Add \$71.00 per cylinder
IC 6-pin with Temporary Construction Core (Green)	CT6G	Add \$71.00 per cylinder
IC 6-pin with Temporary Disposable Core	CT6D	No Charge
Small Format Temporary Disposable Core	CTSD	No Charge
IC 6-pin Less Core	CL6	No Charge
IC 7-Pin	C7	Add \$73.00 per cylinder
IC 7-Pin with Temporary Construction Core (Red)	CT7R	Add \$73.00 per cylinder
IC 7-Pin with Temporary Construction Core (Blue)	CT7B	Add \$73.00 per cylinder
IC 7-Pin with Temporary Construction Core (Green)	CT7G	Add \$73.00 per cylinder
IC 7-Pin with Temporary Disposable Core	CT7D	No Charge
IC 7-Pin Less Core	CL7	No Charge
Lockset furnished in Schlage® C Keyway <sup>1</sup>	C	No Charge
Lockset furnished in SARGENT® LA Keyway <sup>2</sup>	LA	No Charge
0-Bitted with 2 blank keys	(standard)	No Charge
Keyed random	KR	
Master keyed (all cylinders except 8000, 8020, 8027 IC core)	Specify keyset	Add \$16.00 per cylinder
Master keyed Pyramid	Specify keyset	
Master keyed Security (including IC cylinder and core)	Specify keyset	
Master keyed (8000, 8020, 8027 IC core)	Specify keyset	No Charge
Master keyed to customer bittings or sample key	Specify keyset	Add \$16.00 per cylinder
Construction master keyed <sup>3,4</sup>	CMK	Add \$16.00 per cylinder
Visual key control (VKC)		
-No stamping	VKC0	\$4.50
-Keys only	VKC1	No Charge
-Cylinder and Keys <sup>5</sup>	VKC2	\$8.00
-Cylinders only <sup>5</sup>	VKC3	\$8.00
Concealed key control (CKC)		
-CKC cylinders with VKC keys	CKC2	\$8.00
-CKC cylinders only <sup>3</sup>	CKC3	\$8.00
More than 2 keys per lock	KY# (e.g., KY6)	See page 66 - Cut Keys Section

**Notes:**

1. Available 0-bitted & key random (KR) only.
  2. Available 0-bitted only.
  3. CMK Construction master keying charge is in addition to master keying charge.
  4. CMK Construction master keying is not available in Pyramid or Security series.
  5. VKC2, VKC3, CKC3 are not available in Access 3, Pyramid or Security series.
- For key bows other than 10 and 90, specify "KB" + bow number as Quick Code, e.g. KB12. No extra charge.



**Door Thickness Options**

Description	Specify Quick Code	Add or Deduct
1-3/8" — 1-7/8"	(standard)	No Charge
2" — 2-1/4"	D214	Add \$5.00 per lockset

**Backset Options**

Description	Specify Quick Code	Add or Deduct
2-3/8"	B238 <sup>1</sup>	No Charge
2-3/4"	(standard)	
3-3/4"	B334	Add \$12.00 to lockset
5"	B500	Add \$14.00 to lockset

**Strike Options\*** (to purchase strike separately, see catalog or parts manual for part no.)

Lip Length	ANSI Curved Lip Specify Quick Code	Curved Lip Box Specify Quick Code	Full Lip Specify Quick Code	Full Lip Radius Corner Specify Quick Code	Add or Deduct
1"	SA100	SC100			No Charge
1-1/8"	SA118	SC118			
1-1/4"	(standard)	SC114	SF114	SFR114	
1-3/8"	SA138	SC138			
1-1/2"	SA112	SC112			Add \$16.00 per lockset
1-3/4"	SA134	SC134			
2"	SA200	SC200			
2-1/4"	SA214	SC214			
2-1/2"	SA212	SC212			
2-3/4"	SA234	SC234			
3"	SA300	SC300			

\*If door thickness is standard or has been specified and no special door or frame condition exist, then only the first two characters of the optional strike Quick Code must be specified (e.g. "SC"). The correct lip length will be determined by our order entry system based on the standard or specified door thickness.

**Miscellaneous Options**

Description	Specify Quick Code	Add or Deduct
Split designs and split finishes	Outside Trim x Inside Trim	Higher set price prevails
Spanner head screws	M02	Add \$16.00 per lockset
Torx® head screws	M04	Add \$22.00 per lockset
Less cylinder and with tailpiece for Schlage® fixed core cylinder (all designs)	M06	No Charge
Lever to accept 6 or 7-pin SFIC (FZD, NZD & PZD design only)	M08	No Charge
Lever to accept Sargent® fixed core cylinder (all designs) (NZD & PZD design only)	M09	No Charge
1-1/8" latch front, rounded corners	M13	Add \$2.50 per latch
1" latch front, square corners <sup>1</sup>	M14	Add \$6.00 per lockset
1" latch front, rounded corners	M15	Add \$2.50 per latch
ANSI wrought strike box	M17	No Charge
Knurling outside and inside	M20	Add \$132.00 per lockset
Knurling outside only	M21	Add \$66.00 per lockset
Knurling inside only	M22	Add \$66.00 per lockset
Abrasive coat outside and inside only	M23	Add \$82.00 per lockset
Abrasive coat inside only	M24	Add \$41.00 per lockset
Abrasive coat outside only	M25	Add \$41.00 per lockset
1-1/8" latch front, square corners (standard for 2-3/4" and 5" backsets)	M32	No Charge
Lever to accept Schlage® LFIC (NZD & PZD designs only)	M69	No Charge

Note:

1. M14 and B238 (2-3/8" backset) standard with D138 (1-3/8" door thickness) option.

**Standard Features**

**Handing**

Field reversible

**Door Thickness**

1-3/4" - 2"

**Backset**

2-3/4"

**Strike**

ANSI curved lip 4-7/8" - 1-1/4" x  
1-1/4" lip to center

**Cylinder**

Brass, 6-pin, L4 keyway  
0-bitted

**Keys**

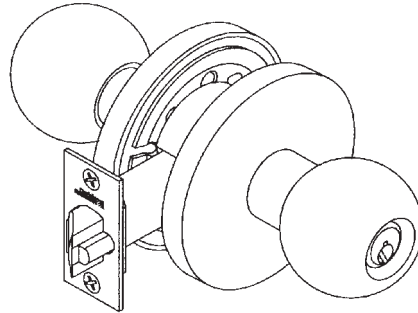
Two nickel silver keys

**Case Quantity**

10

**Case Weight**

32 lbs



**Ordering Example**

**Stock Order**

Quantity	Series/Function	Trim	Finish	Hand
100	CK4355	GRD	630	RHR

**Contract/Detailed Order**

Quantity	Keyset	Series/Function	Trim	Finish	Hand	Strike	Misc. Options	Cylinder and Keying
24	AA1	CK4355	GRD	630	RHR	SA112	M02	VKC3

### Knob Designs: GRD

**Knob:**

 Wrought  
Reinforced

**Rose:**

 Wrought  
Reinforced


Function	Description		GRD
			Finish: 605, 613E, 630
CK4310	Non-Keyed	Passage	\$549.00
CK4320		Privacy	\$616.00
CK4350		Half Dummy	\$236.00
CK4351	Single Cylinder	Entrance	\$681.00
CK4355		Classroom	
CK4357		Storeroom	
CK4332	Double Cylinder	Institution	\$742.00

### Cylinder Options

Description	Specify Quick Code	Add or Deduct
Conventional 6-pin	(standard)	No Charge
Less (1) Cylinder	LC	Deduct \$76.00 per cylinder
Access 3 Patented	AP	No Charge
Access 3 Security	AS	Add \$54.00 per cylinder
Access 3 High Security, UL 437	AHS	Add \$76.00 per cylinder
Pyramid Security Fixed Core	PS	Add \$55.00 per cylinder
Pyramid High Security Fixed Core Security	PHS	Add \$82.00 per cylinder
	HS	Add \$105.00 per cylinder

### Keying Options\*

Description	Specify Quick Code	Add or Deduct
0-Bitted with 2 blank keys	(standard)	No Charge
Keyed random	KR	
Master keyed	Specify keyset	Add \$16.00 per cylinder
Master keyed Pyramid	Specify keyset	Add \$16.00 per cylinder
Master keyed Security	Specify keyset	Add \$16.00 per cylinder
Master keyed	Specify keyset	No Charge
Master keyed to customer bittings or sample key	Specify keyset	Add \$16.00 per cylinder
Construction master keyed <sup>1,2</sup>	CMK	Add \$16.00 per cylinder
Visual key control (VKC)		
-No stamping	VKC0	\$4.50
-Keys only	VKC1	No Charge
-Cylinder and Keys <sup>3</sup>	VKC2	\$8.00
-Cylinders only <sup>3</sup>	VKC3	\$8.00
Concealed key control (CKC)		
-CKC cylinders with VKC keys	CKC2	\$8.00
-CKC cylinders only <sup>3</sup>	CKC3	\$8.00
More than 2 keys per lock	KY# (e.g., KY6)	See page 66 - Cut Keys Section

**Notes:**

1. CMK Construction master keying charge is in addition to master keying charge.
2. CMK Construction master keying is not available in Pyramid or Security series.
3. VKC2, VKC3, CKC3 are not available in Access 3, Pyramid or Security series.

\*Double cylinder keying: unless otherwise specified, both cylinders of 32 functions will be keyed alike. If different keying is required, specify outside cylinder first, then inside cylinder. For key bows other than 10 and 90, specify "KB" + bow number as Quick Code, e.g. KB12. No extra charge.

**Strike Options\***

To purchase strike separately, see catalog or parts manual for part number.

Lip Length	ANSI Curved Lip - Specify Quick Code	Curved Lip Box - Specify Quick Code	Add or Deduct
1"	SA100	SC100	No Charge
1-1/8"	SA118	SC118	
1-1/4"	(standard)	SC114	
1-3/8"	SA138	SC138	
1-1/2"	SA112	SC112	
1-3/4"	SA134	SC134	Add \$16.00 per lockset
2"	SA200	SC200	
2-1/4"	SA214	SC214	
2-1/2"	SA212	SC212	
2-3/4"	SA234	SC234	
3"	SA300	SC300	

\*If door thickness is standard or has been specified and no special door or frame condition exist, then only the first two characters of the optional strike Quick code must be specified(e.g. "SC").

The correct lip length will be determined by our order entry system based on the standard or specified door thickness.

**Backset Options**

Description	Specify Quick Code	Add or Deduct
2-3/4"	(standard)	No Charge

**Door Thickness Options**

Description	Specify Quick Code	Add or Deduct
1-3/4" - 2"	(standard)	No Charge

**Miscellaneous Options**

Description	Specify Quick Code	Add or Deduct
Spanner head screws	M02	Add \$16.00 per lockset
Torx® head screws	M04	Add \$22.00 per lockset
ANSI wrought strike box	M17	No Charge

**Standard Features**

**Handing**

Field reversible

**Door Thickness**

1-3/8" - 1-3/4"

**Backset**

2-3/4"

**Strike**

ANSI curved Lip 4-7/8" x 1-1/4"  
x 1-1/4" lip to center

**Cylinder**

Brass, 6-pin, L4 keyway,  
0-bitted

**Keys**

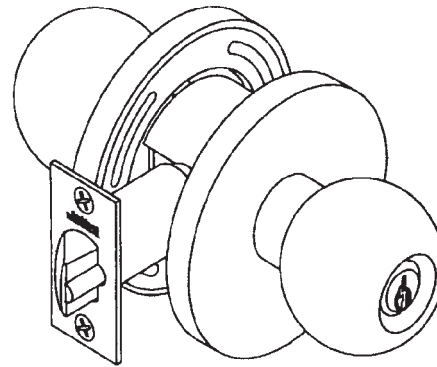
Two nickel silver keys

**Case Quantity**

20

**Case Weight**

40 lbs



**Ordering Example**

**Stock Order**

Quantity	Series/Function	Trim	Finish	Hand
100	CK4451	GWC	630	RHR

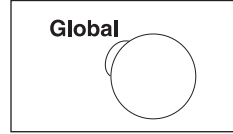
**Split Trim/Split Finish Order** (Privacy function CK4430 only: inside finish 629 only)

Quantity	Series/Function	Finish	Finish		Hand
			Outside	Inside	
12	CK4430	GWC	605	629	RHR

**Contract/Detailed Order**

Quantity	Keypad	Series/Function	Trim	Finish	Hand	Strike	Misc. Options	Cylinder and Keying
24	AA1	CK4451	GWC	630	RHR	SA200	M17	VK1

**Knob Designs: GWC**
**Knob:**  
Wrought

**Rose:**  
Wrought  
Reinforced


Function	Description	GWC		
		Finish: 630	Finish: 605, 612, 613, 629	
CK4410	Non-Keyed	Passage	\$174.00	\$190.00
CK4480		Communicating		
CK4430		Privacy	\$193.00	\$209.00
CK4440		Patio		
CK4450	Half Dummy	\$145.00	\$153.00	
CK4451	Single Cylinder	Entrance	\$251.00	\$267.00
CK4455		Classroom		
CK4457		Storeroom		
CK4429		Hotel		
CK4482	Double Cylinder	Storeroom	\$327.00	\$343.00

**Cylinder & Keying Options\***

Description	Specify Quick Code	Add or Deduct
Conventional 6-pin	(standard)	No Charge
Less (1) cylinder	LC	Deduct \$76.00 per cylinder
Less hotel cylinder	LC	Deduct \$80.00
0-Bitted with 2 blank keys	(standard)	No Charge
Keyed random	KR	No Charge
Master keyed*	specify keyset	Add \$16.00 per cylinder
Master keyed to customer bittings or sample key	specify keyset	Add \$16.00 per cylinder
Construction master keyed <sup>1</sup>	CMK	Add \$16.00 per cylinder
Visual key control (VKC)		
-No stamping	VKC0	\$4.50
-Keys only	VKC1	No Charge
Concealed key control (CKC)		
-CKC cylinders with VKC keys	CKC2	\$8.00
-CKC cylinders only	CKC3	\$8.00
More than 2 keys per lock	KY# (e.g., KY6)	See page 66 - Cut Keys Section

Notes:

1. CMK Construction master keying charge is in addition to master keying charge.

\*Both cylinders of double cylinder function locksets will be keyed alike, unless otherwise specified.

If different keying is required, specify outside cylinder first, then inside cylinder.

For key bows other than 10 and 90, specify "KB" + bow number as Quick Code, e.g. KB12. No extra charge.

**Backset Options**

Description	Specify Quick Code	Add or Deduct
2-3/8"	B238	No Charge
2-3/4"	(standard)	
3-3/4"	B334	Add \$12.00 to lockset
5"	B500	Add \$14.00 to lockset

**Strike Options\***

To purchase strike separately, see catalog or parts manual for part no.

**Strike Options\*** (to purchase strike separately, see catalog or parts manual for part no.)

Lip Length	ANSI Curved Lip Specify Quick Code	Curved Lip Box Specify Quick Code	Full Lip Specify Quick Code	Full Lip Radius Corner Specify Quick Code	Add or Deduct
1"	SA100	SC100			No Charge
1-1/8"	SA118	SC118			
1-1/4"	(standard)	SC114	SF114	SFR114	
1-3/8"	SA138	SC138			
1-1/2"	SA112	SC112			
1-3/4"	SA134	SC134			Add \$16.00 per lockset
2"	SA200	SC200			
2-1/4"	SA214	SC214			
2-1/2"	SA212	SC212			
2-3/4"	SA234	SC234			
3"	SA300	SC300			

\*If door thickness is standard or has been specified and no special door or frame condition exist, then only the first two characters of the optional strike Quick Code must be specified (e.g. "SC").

**Miscellaneous Options**

Description	Specify Quick Code	Add or Deduct
Split designs and split finishes	Outside Trim x Inside Trim	Higher set price prevails
NOTE: Split finish on inside must be 629 for CK4430 only.		
1" latch front, square corners (for 2-3/8" backset only)	M14	Add \$6.00 per lockset
ANSI wrought strike box	M17	No Charge
Abrasive coat outside and inside	M23	Add \$82.00 per lockset
Abrasive coat inside only	M24	Add \$41.00 per lockset
Abrasive coat outside only	M25	Add \$41.00 per lockset

**AUXILIARY HARDWARE**
**PAGES**
**Pre-Assembled Unit Locksets:**

UT5200 Series Standard Features & Ordering Examples	189
UT5200 Series Lever Designs	190
UT5200 Series Cylinder Options	191
UT5200 Series Keying Options	192
UT5200 Series Strike, Miscellaneous Options	193
Notes	194

**PL5000 Series Padlocks:**

PL5000 Series Standard Features & Ordering Example	195
PL5000 Series Cylinder & Keying, Miscellaneous Options	196

**DL2200 Series Cylindrical Deadlocks:**

DL2200 Series Standard Features & Ordering Example	197
DL2200 Series Cylinder & Keying Options	198
DL2200 Series Strike, Door Thickness, Miscellaneous Options	199

**DL3000 Series Cylindrical Deadlocks:**

DL3000 Series Standard Features & Ordering Example	200
DL3000 Series Cylinder & Keying Options	201
DL3000 Series Strike, Door Thickness, Miscellaneous Options	202

**DL3200 Series Cylindrical Deadlocks:**

DL3200 Series Standard Features & Ordering Example	203
DL3200 Series Cylinder & Keying Options	204
DL3200 Series Strike, Door Thickness, Miscellaneous Options	205

**DL4100 Series Mortise Deadlocks:**

DL4100 Series Standard Features & Ordering Example	206
DL4100 Series Cylinder & Keying Options	207
DL4100 Series Strike, Door Thickness, Miscellaneous Options	208



**Standard Features**

**Handing**

Specify hand

**Door Thickness**

1-3/4" only

**Backset**

2-3/4" only

**Strike**

ANSI curved lip 4-7/8" x 1-1/4" x 1-1/4" lip to center

**Cylinder**

Brass, 6-pin, L4 keyway, 0-bitted

**Keys**

Two nickel silver keys

**Case Quantity**

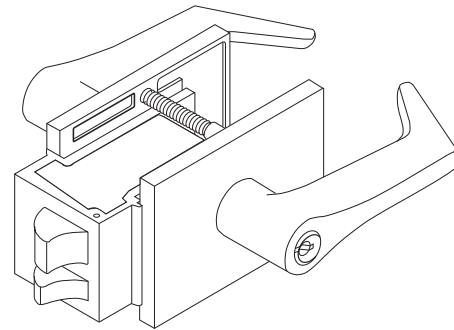
6 leversets  
9 knobsets

**Case Quantity**

36

**Case Weight**

45 lbs



Now available with MicroShield® antimicrobial finish. Specify 626C finish (\$35.00 upcharge per lockset)

**Ordering Example**

**Stock Order**

Quantity	Series/Function	Trim	Finish	Hand
100	UT5251	ESE	626	RH

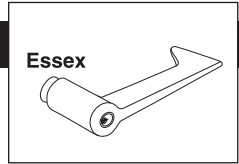
**Split Trim/Split Finish Order**

Quantity	Series/Function	Trim	Finish		Hand
			Outside	Inside	
12	UT5251	ESE	626	625	RHR

**Contract/Detailed Order**

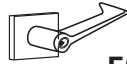
Quantity	Keyset	Series/Function	Trim	Finish	Hand	Strike	Misc. Options	Cylinder and Keying
24	AA1	UT5251	ESE	626	RHR	SC200	M21	MR-VKC3

**Lever Designs: ESE**



**Lever:**  
Forged

**Escutcheon:**  
Forged



**ESE**

Function	Description		ESE
			Finish: 612, 613, 613E, 625, 626
UT5210	Non-keyed	Passage or Closet	\$1,141.00
UT5220		Privacy	\$1,223.00
UT5251	Single Cylinder	Entrance	\$1,309.00
UT5255		Classroom	
UT5257		Storeroom	
UT5282	Double Cylinder	Store Door	\$1,381.00

**Cylinder Options**

Description	Specify Quick Code	Add or Deduct
Conventional 6-pin	(standard)	No Charge
Less (1) Cylinder	LC	Deduct \$76.00 per cylinder
Access 3 Patented	AP	No Charge
Access 3 Security	AS	Add \$54.00 per cylinder
Access 3 High Security, UL 437	AHS	Add \$76.00 per cylinder
Access 3 IC Patented	ACP	Add \$71.00 per cylinder
Access 3 IC Security	ACS	Add \$120.00 per cylinder
Access 3 IC High Security, UL 437	ACHS	Add \$140.00 per cylinder
Pyramid Security Fixed Core	PS	Add \$55.00 per cylinder
Pyramid Security IC	PCS	Add \$124.00 per cylinder
Pyramid High Security Fixed Core	PHS	Add \$82.00 per cylinder
Pyramid High Security IC	PCHS	Add \$152.00 per cylinder
Pyramid IC with Temporary Construction Core	CTP	Add \$71.00 per cylinder
Pyramid IC with Temporary Disposable Core	CTPD	No Charge
Pyramid IC Less Core	CLP	No Charge
Security	HS	Add \$105.00 per cylinder
Security IC	CHS	Add \$176.00 per cylinder
IC 6-pin	C6	Add \$71.00 per cylinder
IC 6-pin with Temporary Construction Core (Red)	CT6R	Add \$71.00 per cylinder
IC 6-pin with Temporary Construction Core (Blue)	CT6B	Add \$71.00 per cylinder
IC 6-pin with Temporary Construction Core (Green)	CT6G	Add \$71.00 per cylinder
IC 6-pin with Temporary Disposable Core	CT6D	No Charge
IC 6-pin with Small Format Temporary Disposable Core	CTSD	No Charge
IC 6-pin Less Core	CL6	No Charge
IC 7-pin	C7	Add \$73.00 per cylinder
IC 7-pin with Temporary Construction Core (Red)	CT7R	Add \$73.00 per cylinder
IC 7-pin with Temporary Construction Core (Blue)	CT7B	Add \$73.00 per cylinder
IC 7-pin with Temporary Construction Core (Green)	CT7G	Add \$73.00 per cylinder
IC 7-pin with temporary Disposable Core	CT7D	No Charge
IC 7-pin Less Core	CL7	No Charge
Master Ring	MR	\$45.00

**Keying Options\***

Description	Specify Quick Code	Add or Deduct
0-Bitted with 2 blank keys	(standard)	No Charge
Keyed Random	KR	
Master keyed (all cylinders except 8000, 8020, 8027 IC core)	Specify keyset	Add \$16.00 per cylinder
Master keyed Pyramid	Specify keyset	
Master keyed Security (including IC cylinder and core)	Specify keyset	
Master keyed (8000, 8020, 8027 IC core)	Specify keyset	No Charge
Master keyed to customer bittings or sample key	Specify keyset	Add \$16.00 per cylinder
Construction master keyed <sup>1,2</sup>	CMK	Add \$16.00 per cylinder
Visual key control (VKC)		
-No stamping	VKC0	\$4.50
-Keys only	VKC1	No Charge
-Cylinder and Keys <sup>3</sup>	VKC2	\$8.00
-Cylinders only <sup>3</sup>	VKC3	
Concealed key control (CKC)		
-CKC cylinders with VKC keys	CKC2	\$8.00
-CKC cylinders only <sup>3</sup>	CKC3	
More than 2 keys per lock	KY# (e.g., KY6)	See page 66 - Cut Keys Section

**Notes:**

1. CMK Construction master keying charge is in addition to master keying charge.
2. CMK Construction master keying is not available in Pyramid or Security series.
3. VKC2, VKC3, CKC3 are not available in Access 3, Pyramid or Security series.

\*Double cylinder keying: unless otherwise specified, both cylinders of 32 and 82 functions will be keyed alike. The inside cylinder of 72 function will be keyed to the master key(s) only, while the outside cylinder will include the change key.

If different keying is required, specify outside cylinder first, then inside cylinder.

For key bows other than 10 and 90, specify "KB" + bow number as Quick Code, e.g. KB12. No extra charge.

**Strike Options\***

To purchase strike separately, see catalog for part no.

Lip Length	ANSI Curved Lip Specify Quick Code	T-Strike Curved Lip Box Specify Quick Code	Add or Deduct
1-1/4"	Standard	NA	No Charge
2"	N/A	SC200	Add \$16.00 per lockset
2-1/8"	N/A	SC218	
2-1/4"	N/A	SC214	
2-1/2"	N/A	SC212	
2-3/4"	N/A	SC234	
3"	N/A	SC300	

Lip Length	ANSI Straight Lip For Door Pair** Quick Code	For Door Pair** Quick Code	Add or Deduct
1-13/16"	SA136	SP136	No Charge

Lip length	ANSI Straight Lip For Extended Lip Escutcheon Quick Code	For Extended Lip Escutcheon Quick Code	Add or Deduct
15/16"	Standard when Extended Lip Option is Specified	SX156	No Charge

\*If door thickness is standard or has been specified and no special door or frame condition exist, then only the first two characters of the optional strike Quick code must be specified (e.g. "SC").

The correct lip length will be determined by our order entry system based on the standard or specified door thickness.

\*\* Lip is measured from back of strike.

**Miscellaneous Options**

Description	Specify Quick Code	Add or Deduct
Split designs and split finishes	Outside Trim x Inside Trim	Higher set price prevails
Spanner head screws	M02	Add \$16.00 per lockset
Torx® head screws (on strike)	M04	Add \$22.00 per lockset
Lever to accept 6 or 7-pin SFIC (ESE only)	M08	Deduct \$20.00 per lockset
Extended lip escutcheon (for single door reverse bevel; 630 finish to match 626 only)	M11	Add \$52.00 per lockset
Knurling outside and inside	M20	Add \$132.00 per lockset
Knurling outside only	M21	Add \$66.00 per lockset
Knurling Inside only	M22	
Abrasive coat outside and inside	M23	Add \$82.00 per lockset
Abrasive coat inside only	M24	Add \$41.00 per lockset
Abrasive coat outside only	M25	
Lead lining escutcheon	M28	Add \$90.00 per escutcheon
Unstaked lever retainer	M33	No Charge

A large empty rectangular box intended for handwritten notes.

**Standard Features**
**Case**

Extruded Brass

**Shackle**

1 1/32" (8.7mm) diameter hardened steel (PL5000 Series), brass (PL5100 Series) or stainless steel (PL5200 Series)

**Locking**

Ball-bearing locking heel and toe

**Cylinder**

RFC model: 6-pin Fixed Core (2300)

IC model: 6-pin &amp; Pyramid IC (8000 series)

L4 keyway standard

**Case Quantity**

36

**Case Weight**

27 lbs


**Ordering Example**
**Stock Order**

Quantity	Series/Function
10	PL5000R

**Access 3 Order**

Quantity	Series/Function	Misc. Options
8	PL5070	ACP M44

**Contract Order**

Quantity	Keyset	Series/Function	Shackle Length	Misc. Options
10	AA1	PL5080	258	M45

**Padlocks**

Hardened Steel Shackle	Brass Shackle	Description	List Price
PL5000R	PL5100R	Rekeyable Fixed Core (RFC)	\$97.00
PL5070*	PL5170*	Interchangeable core (IC), less core	\$103.00
PL5080	PL5180	IC 6-pin	\$174.00
PL5090	PL5190	IC security	\$279.00
PL5030	PL5130	Pyramid High Security (IC)	\$255.00
PL5037	PL5137	Pyramid Security (IC)	\$227.00

Stainless Steel Shackle	Description	List Price
PL5200R	Rekeyable Fixed Core (RFC)	\$102.00
PL5270*	Interchangeable core (IC), less core	\$108.00
PL5280	IC 6-pin	\$179.00
PL5290	IC security	\$284.00
PL5230	Pyramid High Security (IC)	\$260.00
PL5237	Pyramid Security (IC)	\$232.00

**Shackle Length Options with Padlocks**

Description	Specify Quick Code	Add or Deduct
7/8"	(standard)	No Charge
2-5/8"	258	Add \$5.00 to padlock

\* Access 3 is only available with Less Core.

**Cylinder & Keying Options\***

Description	Specify Quick Code	Add or Deduct
Access 3 IC Patented	ACP	Add \$71.00 per cylinder
Access 3 IC Security	ACS	Add \$116.00 per cylinder
Access 3 IC High Security, UL 437	ACHS	Add \$136.00 per cylinder
Keyed random (standard for Pyramid & IC security padlocks)	KR	No Charge
0-Bitted (not available for Pyramid & IC security padlocks)	(standard)	
Master Keyed RFC	specify keyset	Add \$16.00 per cylinder
Master Keyed IC security	specify keyset	
Master Keyed IC 6-pin & Pyramid IC	specify keyset	No Charge
Master Keyed to customer bittings or sample key	specify keyset	Add \$16.00 per cylinder
Construction Master Keyed (RFC & IC 6-pin padlocks only) <sup>1,2</sup>	CMK	Add \$16.00 per cylinder
Temporary construction core (IC 6-pin padlocks only) (Red)	CT6R	No Charge
Temporary Construction Core (IC 6-pin padlocks only) (Blue)	CT6B	No Charge
Temporary Construction Core (IC 6-pin padlocks only) (Green)	CT6G	No Charge
Visual key control (VKC)		
- No Stamping	VKC0	\$4.50
- Keys only	VKC1	No Charge
- Locks and Keys <sup>3</sup> (RFC & IC 6-pin padlocks only)	VKC2	\$8.00
- Locks only <sup>3</sup> (RFC & IC 6-pin padlocks only)	VKC3	
Concealed key control (CKC) (IC 6-pin & IC security padlocks only)		
- CKC cores with VKC keys <sup>4</sup>	CKC2	\$8.00
- CKC cores only <sup>3,4</sup>	CKC3	
More than 2 keys per lock	KY# (e.g., KY6)	See page 66 - Cut Keys Section
Rekeybale FC (RFC) Less Cylinder	LC	Deduct \$20.00

**Notes:**

1. CMK Construction master keying charge is in addition to master keying charge.
  2. CMK is not available in Pyramid or Security series.
  3. VKC2, VKC3, CKC3 are not available in Access 3, Pyramid or Security series.
  4. CKC2, CKC3 is not available in PL5000, PL5100, PL5070 or PL5170 padlock.
- \*For key bows other than 10 and 90, specify "KB" + bow number as Quick Code, e.g. KB12. No extra charge.

**Miscellaneous Options**

Description	Specify Quick Code	Add or Deduct
Chain and clevis attached	M44	Add \$4.00 per padlock
Custom die stamped case* (specify existing die number or lettering specifications for artwork)	M45**	Add \$5.5 per padlock

\*To create new die stamp, contact factory. Provide artwork with request for quotation.  
Die stamps remain the property of Corbin Russwin.

\*\*Only available on PL5200 Series stainless steel shackle padlocks.



**ANSI/BHMA 156.5  
Grade 2**

**Standard Features**

**Handing**

Non-handed

**Door Thickness**

1-3/8" - 2-1/4"

**Backset**

2-3/4" (standard)  
2-3/8" available

**Strike**

2-3/4" x 1-1/8"

**Cylinder**

Brass 6-pin,  
0-bitted, L4 keyway

**Keys**

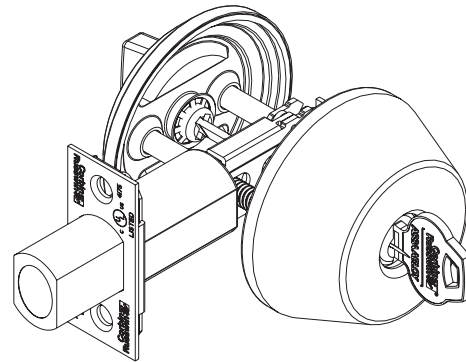
Two nickel silver keys

**Case Quantity**

14

**Case Weight**

30 lbs



**Ordering Example**

**Stock Order**

Quantity	Series/Function	Finish
30	DL2213	626

**Contract Order**

Quantity	Keyset	Finish	Keyset	Optional Strike
30	DL2213	626	AA1	SS134

Function	Description	Finish: 613E, 626	Finish: 605, 606, 612, 613, 625
DL2213	Single Cylinder	\$103.00	\$107.00
DL2212	Double Cylinder	\$134.00	\$140.00
DL2217	Classroom	\$103.00	\$107.00
DL2211	Cylinder x Blank		
DL2260	Thumbturn x Blank	\$75.00	\$79.00

**Cylinder & Keying Options\***

Description	Specify Quick Code	Add or Deduct
Conventional 6-pin	(standard)	No Charge
Conventional 7-pin	7P	Add \$2.00 per cylinder
Less cylinder	LC	No Deduct
Interchangeable core (IC) 6-pin	C6	Add \$71.00 per cylinder
IC 6-pin less core	CL6	No Charge
SFIC 6-pin with Less Core	CLS6	No Charge
IC 6-pin with temporary construction core	CT6	Add \$71.00 per cylinder
IC 7-pin	C7	Add \$73.00 per cylinder
IC 7-pin less core	CL7	No Charge
SFIC 7-pin with Less Core	CLS7	No Charge
IC 7-pin with temporary construction core	CT7	Add \$73.00 per cylinder
Security	HS	Add \$105.00 per cylinder
Security IC	CHS	Add \$176.00 per cylinder
Access 3 Patented	AP	No Charge
Access 3 Security	AS	Add \$54.00 per cylinder
Access 3 High Security, UL 437	AHS	Add \$76.00 per cylinder
Access 3 IC Patented	ACP	Add \$71.00 per cylinder
Access 3 IC Security	ACS	Add \$120.00 per cylinder
Access 3 IC High Security, UL 437	ACHS	Add \$140.00 per cylinder
Pyramid High Security Fixed Core	PHS	Add \$82.00 per cylinder
Pyramid High Security IC	PCHS	Add \$152.00 per cylinder
Pyramid Security Fixed Core	PS	Add \$55.00 per cylinder
Pyramid Security IC	PCS	Add \$124.00 per cylinder
0-Bitted with two blank keys	(standard)	No Charge
Keyed Random	KR	No Charge
Construction Master Keyed (not available for Pyramid & Security cylinders) <sup>1</sup>	CMK	Add \$16.00 per cylinder
Visual key control (VKC)		
- Keys only	VKC1	No Charge
- Cylinders and Keys (not for Access 3, Pyramid, HS or CHS)	VKC2	\$8.00
- Cylinders only (not for Access 3, Pyramid, HS or CHS)	VKC3	
Concealed key control (CKC)		
- CKC cylinders with VKC keys	CKC2	\$8.00
- CKC cylinders only	CKC3	
More than 2 keys per lock	KY# (e.g., KY6)	See page 66 - Cut Keys Section

**Notes:**

1. CMK Construction master keying charge is in addition to master keying charge.

\*Both cylinders of double cylinder deadlocks are keyed alike, unless otherwise specified. If different keying is required, specify outside cylinder first, then inside cylinder.

For key bows other than 10 and 90, specify 'KB' + bow number as Quick Code, e.g. KB12.

Note: KB92 cannot be furnished with VKC or other markings.

**Strike Options**

To purchase strike separately, see catalog or parts manual for part no.

Lip Length	ANSI Straight Lip - Specify Quick Code	Add or Deduct
7/8"	SS078	No Charge
1-1/8"	SS118	
1-1/4"	SS114	
1-3/8"	SS138	
1-1/2"	SS112	
1-3/4"	SS134	
2"	SS200	Add \$16.00 per lockset
2-1/4"	SS214	
2-1/2"	SS212	
2-3/4"	SS234	
3"	SS300	

**Door Thickness Options**

Description	Specify Quick Code	Add or Deduct
1-3/8"	D138	No Charge
1-3/4"	(standard)	No Charge
2"	D200	No Charge
2-1/4"	D214	No Charge

**Miscellaneous Options**

Description	Specify Quick Code	Add or Deduct
1" (25mm) bolt front, square corners	M14	Add \$6.00 per lockset
ANSI wrought strike box	M17	
Plastic box for standard strike	(standard)	
2-3/8" (60mm) backset bolt	B238	

**Standard Features**

**Handing**

Non-handed, except DL3017 function

**Door Thickness**

1-3/4" - 2-1/4"

**Backset**

2-3/4" (standard)

**Strike**

Wrought brass or bronze  
2-3/4" x 1-1/8" with  
wrought box

**Cylinder**


Brass 6-pin,  
0-bitted, L4 keyway

**Keys**

Two nickel silver keys

**Weight**

2.5 lbs each



**Ordering Example**

**Stock Order**

Quantity	Series/Function	Finish
30	DL3013	626

**Contract Order**

Quantity	Keyset	Finish	Keyset	Optional Strike
30	DL3013	626	AA1	SD002

Function	Description	Finish: 605, 606, 612 613 613E, 618, 619, 625, 626, 722
DL3013	Single Cylinder	\$240.00
DL3012	Double Cylinder	\$323.00
DL3017	Classroom*	\$246.00
DL3011	Cylinder x Blank	\$240.00
DL3060	Thumbturn x Blank	

\*Thumbturn will not project deadbolt. Specify hand.

**Cylinder & Keying Options\***

Description	Specify Quick Code	Add or Deduct
Conventional 6-pin	(standard)	No Charge
Conventional 7-pin	7P	Add \$2.00 per cylinder
Less cylinder	LC	Deduct \$83.00 per cylinder
Access 3 Patented	AP	No Charge
Access 3 Security	AS	Add \$54.00 per cylinder
Access 3 High Security, UL 437	AHS	Add \$76.00 per cylinder
Access 3 IC Patented	ACP	Add \$71.00 per cylinder
Access 3 IC Security	ACS	Add \$120.00 per cylinder
Access 3 IC High Security, UL 437	ACHS	Add \$140.00 per cylinder
Pyramid Security fixed core	PS	Add \$55.00 per cylinder
Pyramid Security IC	PCS	Add \$124.00 per cylinder
Pyramid High Security fixed core	PHS	Add \$82.00 per cylinder
Pyramid High Security IC	PCHS	Add \$152.00 per cylinder
Pyramid IC with Temporary Construction Core	CTP	Add \$71.00 per cylinder
Security	HS	Add \$106.00 per cylinder
Security IC	CHS	Add \$176.00 per cylinder
IC 6-pin	C6	Add \$71.00 per cylinder
IC 6-pin with temporary construction core	CT6	
UL IC 6-Pin Housing Less Core	CL6AH	\$71.00
UL IC 6-Pin Housing with Disposable Core	CTAHD	
UL IC 6-Pin Housing with (Red/Blue/Green) Temporary Construction Core	CT6AH(R/B/G)	\$154.00
IC 6-pin less core	CL6	
SFIC 6-pin with Less Core	CLS6	No Charge
SFIC 7-pin less core	CLS7	
IC 7-pin	C7	Add \$73.00 per cylinder
IC 7-pin Less Core	CL7	Add \$2.00 per cylinder
IC 7-pin with Temporary Construction Core	CT7 (R/B/G)	Add \$73.00 per cylinder
0-Bitted with 2 blank keys	(standard)	
Keyed random	KR	No Charge
Construction master keyed <sup>1,2</sup>	CMK	Add \$16.00 per cylinder
Visual key control (VKC)		
- Keys only	VKC1	No Charge
- Cylinders and Keys <sup>3</sup>	VKC2	
- Cylinders only <sup>3</sup>	VKC3	\$8.00
Concealed key control (CKC)		
- CKC cylinders with VKC keys	CKC2	
- CKC cylinders only <sup>3</sup>	CKC3	\$8.00
More than 2 keys per lock	KY# (e.g., KY6)	See page 66 - Cut Keys Section

**Notes:**

1. CMK Construction master keying charge is in addition to master keying charge.

2. CMK is not available in Pyramid or Security series.

3. VKC2, VKC3, CKC3 are not available in Access 3, Pyramid or Security series.

\*Both cylinders of double cylinder deadlocks are keyed alike, unless otherwise specified. If different keying is required, specify outside cylinder first, then inside cylinder. For key bows other than 10 and 90, specify "KB" + bow number as Quick Code, e.g. KB12. No extra charge.

4. Refer to page 47 for example of CTP option pricing.

**Strike Options\***

To purchase strike separately, see catalog or parts manual for part no.

Lip Length	ANSI Straight Lip - Specify Quick Code	Add or Deduct
7/8"	SS078	No Charge
1-1/8"	SS118	
1-1/4"	SS114	
1-3/8"	SS138	
1-1/2"	SS112	
1-3/4"	SS134	Add \$16.00 per lockset
2"	SS200	
2-1/4"	SS214	
2-1/2"	SS212	
2-3/4"	SS234	
3"	SS300	

**Strike Options (No lip)**

	Specify Quick Code	Add or Deduct
2-3/4" x 1-1/8"	(standard)	No Charge
3-1/2" x 1-1/8"	SD001	

**Door Thickness Options**

Description	Specify Quick Code	Add or Deduct
1-3/8" (Not available in IC option)	D138	No Charge
1-3/4" - 2"	(standard)	
2-1/4"	D214	Add \$7.00 per deadlock

**Miscellaneous Options**

Description	Specify Quick Code	Add or Deduct
ANSI wrought box	M17	No Charge
Ergonomic Thumbturn	M34	Add \$14.00
Wrought box for standard strike	(standard)	No Charge
2-3/8" backset	B238	

**Standard Features**

**Handing**

Non-handed

**Door Thickness**

1-3/8" - 2-1/4"

**Backset**

2-3/4" (standard)  
2-3/8" available

**Strike**

2-3/4" x 1-1/8"

**Cylinder**

Brass 6-pin,  
0-bitted, L4 keyway

**Keys**

Two nickel silver keys

**Case Quantity**

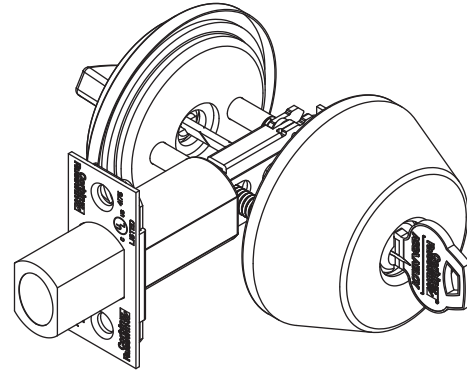
14

**Case Weight**

30 lbs

**ANSI/BHMA 156.5**

**Grade 1**



**Ordering Example**

**Stock Order**

Quantity	Series/Function	Finish
30	DL3213	626

**Contract Order**

Quantity	Keypad	Finish	Keypad	Optional Strike
30	DL3213	626	AA1	SS134

Function	Description	Finish: 613E, 626	Finish: 605, 606, 612, 613, 625
DL3213	Single Cylinder	\$185.00	\$192.00
DL3212	Double Cylinder	\$257.00	\$264.00
DL3217	Classroom	\$185.00	\$192.00
DL3211	Cylinder x Blank		
DL3260	Thumbturn x Blank	\$160.00	\$164.00

**Cylinder & Keying Options\***

Description	Specify Quick Code	Add or Deduct
Conventional 6-pin	(standard)	No Charge
Conventional 7-pin	7P	Add \$2.00 per cylinder
Less (1) cylinder	LC	Deduct \$76.00 per cylinder
IC 6-pin	C6	Add \$71.00 per cylinder
SFIC 6-pin with Less Core	CLS6	No Charge
IC 6-pin less core	CL6	No Charge
IC 6-pin with temporary construction core	CT6	Add \$71.00 per cylinder
IC 7-pin	C7	Add \$73.00 per cylinder
IC 7-pin with temporary construction core	CT7	Add \$73.00 per cylinder
SFIC 7-pin with Less Core	CLS7	No Charge
IC 7-pin less core	CL7	No Charge
Security	HS	Add \$105.00 per cylinder
Security IC	CHS	Add \$176.00 per cylinder
Access 3 Patented	AP	No Charge
Access 3 Security	AS	Add \$54.00 per cylinder
Access 3 High Security, UL 437	AHS	Add \$76.00 per cylinder
Access 3 IC Patented	ACP	Add \$71.00 per cylinder
Access 3 IC Security	ACS	Add \$120.00 per cylinder
Access 3 IC High Security, UL 437	ACHS	Add \$140.00 per cylinder
Pyramid High Security Fixed Core	PHS	Add \$82.00 per cylinder
Pyramid High Security IC	PCHS	Add \$152.00 per cylinder
Pyramid Security Fixed Core	PS	Add \$55.00 per cylinder
Pyramid Security IC	PCS	Add \$124.00 per cylinder
0-Bitted with 2 blank keys	(standard)	No Charge
Keyed Random	KR	No Charge
Construction Master Keyed (not available for Pyramid & Security cylinders) <sup>1</sup>	CMK	Add \$16.00 per cylinder
Visual key control (VKC)		
- Keys only	VKC1	No Charge
- Cylinders and Keys (not for Access 3, Pyramid, CHS)	VKC2	\$8.00
- Cylinders only (not for Access 3, Pyramid, CHS)	VKC3	
Concealed key control (CKC)		
- CKC cylinders with VKC keys	CKC2	\$8.00
- CKC cylinders only	CKC3	
More than 2 keys per lock	KY# (e.g., KY6)	See page 66 - Cut Keys Section

**Notes:**

1. CMK Construction master keying charge is in addition to master keying charge.

\*Both cylinders of double cylinder deadlocks are keyed alike, unless otherwise specified. If different keying is required, specify outside cylinder first, then inside cylinder.

For key bows other than 10 and 90, specify 'KB' + bow number as Quick Code, e.g. KB12.

NOTE: KB92 cannot be furnished with VKC or other markings.



**Strike Options**

To purchase strike separately, see catalog or parts manual for part no.

Lip Length	ANSI Straight Lip - Specify Quick Code	Add or Deduct
7/8 "	SS078	No Charge
1-1/8 "	SS118	
1-1/4 "	SS114	
1-3/8 "	SS138	
1-1/2 "	SS112	
1-3/4 "	SS134	Add \$16.00 per lockset
2 "	SS200	
2-1/4 "	SS214	
2-1/2 "	SS212	
2-3/4 "	SS234	
3 "	SS300	

**Door Thickness Options**

Description	Specify Quick Code	Add or Deduct
1-3/8 "	D138	No Charge
1-3/4 "	(standard)	
2 "	D200	
2-1/4 "	D214	

**Miscellaneous Options**

Description	Specify Quick Code	Add or Deduct
1 " (25mm) bolt front, square corners	M14	No Charge
ANSI wrought strike box	M17	
Plastic box for standard strike	(standard)	
2-3/8 " (60mm) backset bolt	B238	

**Standard Features**

**Handing**

Non-handed

**Door Thickness**

1-3/4"

**Backset**

2-3/4"

**Strike**

Wrought brass or bronze  
3-1/2" x 1-1/8"

**Cylinder**


6-pin, L4 keyway, 0-bitted

**Keys**

Two nickel silver keys

**Weight**

2.25 lbs each



**Ordering Example**

**Stock Order**

Quantity	Series/Function	Finish
30	DL4113	626

**Contract Order**

Quantity	Keyset	Finish	Keyset	Optional Strike
30	DL4113	626	AA1	SS118

Function	Description	Finish: 613E, 626	Finish: 605, 606, 611, 612, 613, 618, 619, 625
DL4113	Single Cylinder	\$324.00	\$329.00
DL4112	Double Cylinder	\$359.00	\$364.00
DL4117	Classroom*	\$324.00	\$329.00
DL4111	Cylinder x Blank	\$276.00	\$281.00
DL4122	Double Cylinder x Thumbturn*	\$407.00	\$412.00
DL4160	Thumbturn x Blank	\$241.00	\$246.00

\*Thumbturn will not project deadbolt.

**Cylinder & Keying Options\***

Description	Specify Quick Code	Add or Deduct
Conventional 6-pin	(standard)	No Charge
Conventional 7-pin	7P	Add \$2.00 per cylinder
Less cylinder	LC	Deduct \$83.00 per cylinder
Access 3 Patented	AP	No Charge
Access 3 Security	AS	Add \$54.00 per cylinder
Access 3 High Security, UL 437	AHS	Add \$76.00 per cylinder
Access 3 IC Patented	ACP	Add \$71.00 per cylinder
Access 3 IC Security	ACS	Add \$120.00 per cylinder
Access 3 IC High Security, UL 437	ACHS	Add \$140.00 per cylinder
Pyramid High Security fixed core	PS	Add \$82.00 per cylinder
Pyramid High Security IC	PCS	Add \$152.00 per cylinder
Pyramid High Security fixed core	PHS	Add \$82.00 per cylinder
Pyramid High Security IC	PCHS	Add \$152.00 per cylinder
Security	HS	Add \$106.00 per cylinder
Security IC	CHS	Add \$176.00 per cylinder
IC 6-pin	C6	Add \$71.00 per cylinder
IC 6-pin less core	CL6	No Charge
SFIC 6-pin with Less Core <sup>2</sup>	CLS6	No Charge
IC 6-pin with SFIC disposable temporary core <sup>2</sup>	CT6SD	No Charge
IC 6-pin with temporary construction core	CT6	Add \$71.00 per cylinder
UL IC 6-Pin Housing Less Core	CL6AH	
UL IC 6-Pin Housing with Disposable Core	CTAHD	
UL IC 6-Pin Housing with (Red/Blue/Green) Temporary Construction Core	CT6AH(R/B/G)	\$154.00
IC 7-pin	C7	Add \$73.00 per cylinder
IC 7-pin less core	CL7	Add \$2.00 per cylinder
IC 7-pin with temporary construction core	CT7	Add \$73.00 per cylinder
SFIC 7-pin with Less Core <sup>2</sup>	CLS7	Add \$2.00 per cylinder
IC 7-pin with SFIC disposable temporary core <sup>2</sup>	CT7SD	Add \$2.00 per cylinder
0-Bitted with 2 blank keys	(standard)	No Charge
Keyed random	KR	
Construction master keyed <sup>1, 2</sup>	CMK	
Visual key control (VKC)		
- Keys only	VKC1	No Charge
- Cylinders and Keys <sup>3</sup>	VKC2	\$8.00
- Cylinders only <sup>3</sup>	VKC3	
Concealed key control (CKC)		
- CKC cylinders with VKC keys	CKC2	\$8.00
- CKC cylinders only <sup>3</sup>	CKC3	
More than 2 keys per lock	KY# (e.g., KY6)	See page 66 - Cut Keys Section

**Notes:**

1. CMK Construction master keying charge is in addition to master keying charge.
2. CMK is not available in Pyramid or Security series.
3. VKC2, VKC3, CKC3 are not available in Access 3, Pyramid or Security series.  
\*Both cylinders of double cylinder deadlocks are keyed alike, unless otherwise specified. If different keying is required, specify outside cylinder first, then inside cylinder.  
For key bows other than 10 and 90, specify "KB" + bow number as Quick Code, e.g. KB12.
4. Refer to page 47 for example of CTP option pricing.

**Strike Options**

To purchase strike separately, see catalog for part no.

Lip length	ANSI Straight Lip Specify Quick Code	Add or Deduct
7/8"	SS078	Add \$16.00 per lockset
1-1/8"	SS118	
1-1/4"	SS114	
1-3/8"	SS138	
1-1/2"	SS112	
1-3/4"	SS134	
2"	SS200	
2-1/4"	SS214	
2-1/2"	SS212	
2-3/4"	SS234	
3"	SS300	

**Door Thickness Options**

Description	Specify Quick Code	Add or Deduct
1-3/4" - 2"	(standard)	No Charge
2-1/4"	D214	
2-1/2"	D212	Add \$20.00 per dead lock
2-3/4"	D234	
3"	D300	
3-1/4"	D314	Add \$32.00 per deadlock
3-1/2"	D312	
3-5/8"	D358	
3-3/4"	D334	
3-7/8"	D378	
4"	D400	

**Miscellaneous Options**

Description	Specify Quick Code	Add or Deduct
Spanner head screws	M02	Add \$16.00 per lockset
Torx head screws	M04	Add \$23.00 per lockset
ANSI wrought box	M17	No Charge
Lead wrapped case	M29	Add \$262.00 per lockset
Ergonomic Thumbturn (specify door thickness)	M34	Add \$15.00 per TT
Box for standard strike	M40	No Charge

**MULTI-POINT LOCKS**
**PAGES**
**FE5400S Series Multi-Point Exit Device Latching System:**

FE5400S Series Standard Features	209
FE5400S Series Ordering Examples, Pricing	210
FE5400S Series Heavy-Duty Trim Designs: A9 Armstrong, C9 Citation, D9 Dirke, E9 Essex	211
FE5400S Series Heavy-Duty Trim Designs: L9 Lustra, N9 Newport, R9 Regis, PR9 Princeton	212
FE5400S Series Heavy-Duty Trim Designs: G9, TH900 Pull/Thumbpiece, P9 Pull	213
FE5400S Series Heavy-Duty Trim Designs: FR9 Frascati, M9 Merlot, Z9 Zinfandel	214
FE5400S Series Heavy-Duty Trim Designs: Museo® Georgia, Pablo, Jackson, Salvador, Marc, Piet	215
FE5400S Series Electrically Controlled Trim Designs: A9 Armstrong, C9 Citation, D9 Dirke, E9 Essex	216
FE5400S Series Electrically Controlled Trim Designs: L9 Lustra, N9 Newport, R9 Regis, PR9 Princeton	217
FE5400S Series Electrically Controlled Trim Designs: FR9 Frascati, M9 Merlot, Z9 Zinfandel	218
FE5400S Series Electrically Controlled Trim Designs: Museo® Georgia, Pablo, Jackson, Salvador, Marc, Piet	219
FE5400S Series Electrified Options & Accessories	220
FE5400S Series Cylinder & Keying Options	221
FE5400S Series Door Height, Door Width, Door Thickness, Miscellaneous Options	222
FE5400S Series Removable Mullions & Options	223
FE5400S Series Notes	224

**FE6600 Series Multi-Point Latching System:**

FE6600 Series Standard Features	225
FE6600 Series: LWA, RWA, LW1, LWN, LWP, LWR, ASA, CSA, LSA, NSA, PSA, RSA, NSM, NSN, NSR	226
FE6600 Series Designs: Georgia, Pablo, Jackson, Salvador, Marc	227
FE6600 Series Designs: Josef	228
FE6600 Series Designs: Josef, Georges	229
FE6600 Series Designs: Piet	230
FE6600 Series Designs: Piet	231
FE6600 Series Vandal Resistant Trim: ASV, CSV, DSV, ESV, LSV, NSV, PSV, RSV	232
FE6600 Series Cylinder & Keying Options	233
FE6600 Series Cylinder & Keying Options (Con't), Strike Options	234
FE6600 Series Door Thickness, OPTions, Thumbturn Options, Strike Options	235
Blank Page	236

**FE6700 Series Storm Shutter Multi-Point Latching System:**

FE6700 Series Standard Features, Ordering Example	237
FE6700 Series Designs	238
FE6700 Series Optional Cylinder & Keying Options	239
FE6700 Series Optional Cylinder & Keying Options, Shutter Thickness, Shutter Height, Miscellaneous Options	240

**MP9800 Series Multi-Point Vertical Rod Lock:**

MP9800 Series Standard Features	241
MP9800 Series Levers: Armstrong, Citation, Dirke, Essex, Lustra, Newport, Regis, Princeton, Georgia, Pablo, Jackson, Salvador, Marc	242
MP9800 Series Levers: Armstrong, Citation, Dirke, Essex, Lustra, Newport, Regis, Princeton, Georgia, Pablo, Jackson, Salvador, Marc, Freewheeling Trim, Electromechanical	243
MP9800A Series Levers: Armstrong, Citation, Dirke, Essex, Lustra, Newport, Regis, Princeton, Georgia, Pablo, Jackson, Salvador, Marc	244
MP9800A Series Levers: Armstrong, Citation, Dirke, Essex, Lustra, Newport, Regis, Princeton, Georgia, Pablo, Jackson, Salvador, Marc, Freewheeling Trim, Electromechanical	245
MP9800 Series Piet Levers, Freewheeling Trim, Electromechanical	246
MP9800A Series Piet Levers, Freewheeling Trim, Electromechanical	247
MP9800 Series Josef, Georges Levers, Freewheeling Trim, Electromechanical	248
MP9800A Series Josef, Georges Levers, Freewheeling Trim, Electromechanical	249
MP9800 Series Cylinder Options, Keying Options	250
MP9800 Series Door Height Options, Door Width Options, Door Thickness, Motorized Electric Latch Retraction	251
MP9800 Series Miscellaneous Options	252

# FE5400S

## Multi-Point Exit Device Latching System

### Standard Features

#### Handing

Device is non-handed  
Lever trim is handed

#### Bar Length

Standard: 36" (914mm) bar fits 30" - 36"  
(762mm-914mm) door

#### Door Height

7'0" (2134mm) standard

#### Door Thickness

1-3/4" (44mm) standard

#### Stile

Minimum width 4-1/2" (114mm).

#### Projection

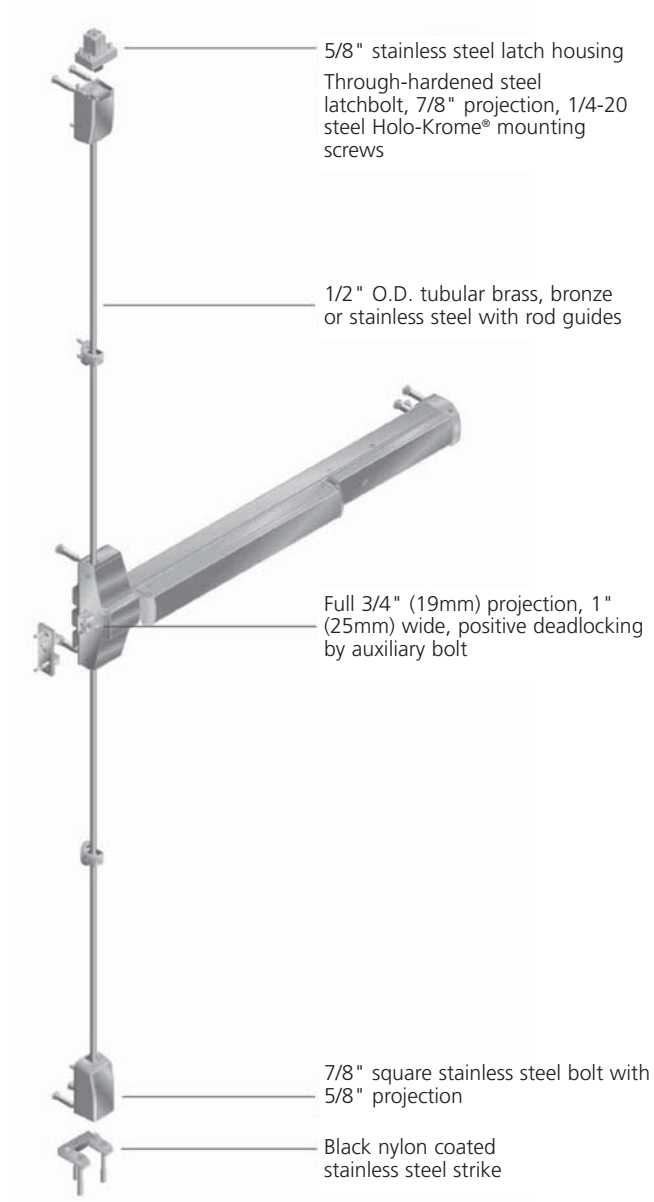
3-1/4" (83mm) active, 2-3/4" (70mm) dogged.

#### Cylinders

Cylinder not included unless specified.

#### Warranty

Seven-year limited



# FE5400S

## Multi-Point Exit Device Latching System



### Ordering Examples

#### Exit Device Only

Quantity	Series/Function	Finish	Hand	Misc. Options
65	FE5400S	626	RHR	M51

#### Trim Only

Quantity	Trim/Function	Finish	Hand	Door Thickness
24	N955	625	RHR	D214

#### Exit Device with Trim

Quantity	Exit Device	Trim/Function	Finish	Hand	Door Thickness	Door Width	Misc. Options
65	FE5400S	N955	605	LHR	D214	W048	M51

#### Contract/Detailed Order — Exit Device with Trim

Quantity	Keyset	Exit Device	Trim/Function	Finish	Hand	Door Height	Door Width	Misc. Options	Cylinder Option
36	AA1	FE5400S	C955	626	LHR	HO800	W048	M52	7P

### Pricing

#### 36" Device Only

Includes device, strike(s) and screw pack. No cylinder or trim.

FE5400S Series			
Function	Description	Finish: 613E, 630'	Finish: 605, 606, 611, 612, 613, 618, 619, 625, 626, 629, 722
FE5400S	Panic	\$3,355.00	\$3,435.00
FE5400SA	3 Hour Fire Rated	\$3,518.00	\$3,598.00

Caution: Be sure of your measurements. Exit devices are NOT returnable.

# FE5400S

## Multi-Point Exit Device Latching System

### FE5400S Series Heavy-Duty Trim

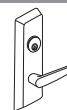
Cylinder is not included.

#### Escutcheon Trim Design: A9 Armstrong



**Lever:** Cast

**Escutcheon:** Forged



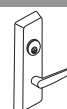
Function	Description	Finish: 613E, 630 <sup>1</sup>	Finish: 605, 606, 611, 612, 613, 618, 619, 625, 626, 629 <sup>2</sup> , 722
A910	Passage	\$633.00	\$659.00
A950	Dummy		
A955	Classroom <sup>3</sup>		
A959	Storeroom		

#### Escutcheon Trim Design: C9 Citation



**Lever:** Cast

**Escutcheon:** Forged



Function	Description	Finish: 613E, 630 <sup>1</sup>	Finish: 605, 606, 611, 612, 613, 618, 619, 625, 626, 629 <sup>2</sup> , 722
C910	Passage	\$633.00	\$659.00
C950	Dummy		
C955	Classroom <sup>3</sup>		
C959	Storeroom		

#### Escutcheon Trim Design: D9 Dirke



**Lever:** Cast

**Escutcheon:** Forged



Function	Description	Finish: 613E, 630 <sup>1</sup>	Finish: 605, 606, 611, 612, 613, 618, 619, 625, 626, 629 <sup>2</sup> , 722
D910	Passage	\$633.00	\$659.00
D950	Dummy		
D955	Classroom <sup>3</sup>		
D959	Storeroom		

#### Escutcheon Trim Design: E9 Essex



**Lever:** Cast

**Escutcheon:** Forged



Function	Description	Finish: 613E, 630 <sup>1</sup>	Finish: 605, 606, 611, 612, 613, 618, 619, 625, 626, 629 <sup>2</sup> , 722
E910	Passage	\$633.00	\$659.00
E950	Dummy		
E955	Classroom <sup>3</sup>		
E959	Storeroom		

**Notes:**

1. 619 finish provided to match 630 finish
2. 618 finish provided to match 629 finish.
3. Classroom function trim may be converted to storeroom function by a simple field adjustment. No additional parts required.



# FE5400S

## Multi-Point Exit Device Latching System



### FE5400S Series Heavy-Duty Trim

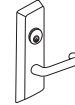
Cylinder is not included.

#### Escutcheon Trim Design: L9 Lustra



**Lever:** Cast

**Escutcheon:** Forged



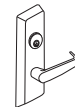
Function	Description	Finish: 613E, 630 <sup>1</sup>	Finish: 605, 606, 611, 612, 613, 618, 619, 625, 626, 629 <sup>2</sup> , 722
L910	Passage	\$633.00	\$659.00
L950	Dummy		
L955	Classroom <sup>3</sup>		
L959	Storeroom		

#### Escutcheon Trim Design: N9 Newport



**Lever:** Cast

**Escutcheon:** Forged




Function	Description	Finish: 613E, 630 <sup>1</sup>	Finish: 605, 606, 611, 612, 613, 618, 619, 625, 626, 629 <sup>2</sup> , 722
N910	Passage	\$633.00	\$659.00
N950	Dummy		
N955	Classroom <sup>3</sup>		
N959	Storeroom		

#### Escutcheon Trim Design: R9 Regis



**Lever:** Cast

**Escutcheon:** Forged



Function	Description	Finish: 613E, 630 <sup>1</sup>	Finish: 605, 606, 611, 612, 613, 618, 619, 625, 626, 629 <sup>2</sup> , 722
R910	Passage	\$633.00	\$659.00
R950	Dummy		
R955	Classroom <sup>3</sup>		
R959	Storeroom		

#### Escutcheon Trim Design: PR9 Princeton



**Lever:** Cast

**Escutcheon:** Forged



Function	Description	Finish: 613E, 630 <sup>1</sup>	Finish: 605, 606, 611, 612, 613, 618, 619, 625, 626, 629 <sup>2</sup> , 722
PR910	Passage	\$633.00	\$659.00
PR950	Dummy		
PR955	Classroom <sup>3</sup>		
PR959	Storeroom		

**Notes:**

1. 619 finish provided to match 630 finish. - Escutcheons only
2. 618 finish provided to match 629 finish. - Escutcheons only
3. Classroom function trim may be converted to storeroom function by a simple field adjustment. No additional parts required.

# FE5400S

## Multi-Point Exit Device Latching System



### FE5400S Series Heavy-Duty Trim

Cylinder is not included.

#### Escutcheon Trim Design: G9

**Lever:** Cast

**Escutcheon:** Forged



Function	Description	Finish: 613E, 630 <sup>1</sup>	Finish: 605, 606, 612, 613, 618, 619, 625, 626, 629 <sup>2</sup> , 722
G910	Passage	\$633.00	\$659.00
G950	Dummy		
G955	Classroom <sup>3</sup>		
G959	Storeroom		

Notes:

1. 619 finish provided to match 630 finish. - Escutcheons only
2. 618 finish provided to match 629 finish. - Escutcheons only
3. Classroom function trim may be converted to storeroom function by a simple field adjustment. No additional parts required.

#### Escutcheon Trim Design: TH900 Pull/Thumbpiece

**Grip:** Extruded

**Escutcheon:** Forged

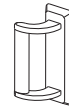


Function	Description	Finish: 613E, 630 <sup>1</sup>	Finish: 605, 606, 611, 612, 613, 618, 619, 625, 626, 629 <sup>2</sup> , 722
TH910	Passage	\$457.00	\$483.00
TH950	Dummy (No thumbpiece)	\$427.00	\$453.00
TH955	Classroom <sup>3</sup>	\$457.00	\$483.00
TH959	Storeroom	\$427.00	\$453.00

#### Escutcheon Trim Design: P9 Pull

**Pull:** Extruded

**Escutcheon:** Forged



Function	Description	Finish: 613E, 630 <sup>1</sup>	Finish: 605, 606, 611, 612, 613, 618, 619, 625, 626, 629 <sup>2</sup> , 722
P950*	Dummy	\$392.00	\$418.00

\* Specify Hand. Field Reversible.

**FE5400S**  
Multi-Point Exit Device Latching System

**FE5400S Series Heavy-Duty Trim**

Cylinder is not included.

**Escutcheon Trim Design: FR9 Frascati\***



**Escutcheon:** Forged

\* Handed Lever. Handing cannot be changed in the field.

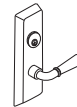


Function	Description	Finish: 613E, 626	Finish: 605, 606, 611, 612, 613, 618, 619, 625, 629, 722
FR910	Passage	\$633.00	\$659.00
FR950	Dummy		
FR955	Classroom <sup>3</sup>		
FR959	Storeroom		

**Escutcheon Trim Design: M9 Merlot**



**Escutcheon:** Forged



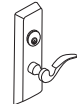
Function	Description	Finish: 613E, 626	Finish: 605, 606, 611, 612, 613, 618, 619, 625, 629, 722
M910	Passage	\$633.00	\$659.00
M950	Dummy		
M955	Classroom <sup>3</sup>		
M959	Storeroom		

**Escutcheon Trim Design: Z9 Zinfandel\***



**Escutcheon:** Forged

\* Handed Lever. Handing cannot be changed in the field.



Function	Description	Finish: 613E, 626	Finish: 605, 606, 611, 612, 613, 618, 619, 625, 629, 722
Z910	Passage	\$633.00	\$659.00
Z950	Dummy		
Z955	Classroom <sup>3</sup>		
Z959	Storeroom		

Notes:

3. Classroom function trim may be converted to storeroom function by a simple field adjustment. No additional parts required.

# FE5400S

## Multi-Point Exit Device Latching System

### FE5400S Series Heavy-Duty Trim

Cylinder is not included.

#### Escutcheon Trim Design: Muséo®



GEORGIA



PABLO



JACKSON



SALVADOR



MARC



Parabolic Trim  
Specify: M60



Standard Trim

Function	Description	Finish: 613E, 630*	Finish: 605, 606, 611, 612, 613, 613L, 618, 619, 625, 626, 629*, 722
910	Passage	\$633.00	\$659.00
950	Dummy		
955	Classroom		
959	Storeroom		

\*629 and \*630 finish options are Not available for all Muséo levers. Please refer to page 20 for availability.

#### Escutcheon Trim Design: Muséo®



PIET



Function	Description	Finish: 629, 630
910	Passage	\$659.00
950	Dummy	
955	Classroom	
959	Storeroom	

# FE5400S

## Multi-Point Exit Device Latching System

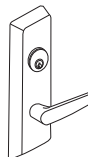
### FE5400S Series Electrically Controlled Trim

Cylinder is not included.

#### Escutcheon Trim Design: A9 Armstrong



**Lever:** Cast    **Escutcheon:** Forged

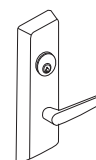


Function	Description	Finish: 613E, 630 <sup>1</sup>	Finish: 605, 606, 611, 612, 613, 618, 619, 625, 626, 629 <sup>2</sup> , 722
A9903*	Fail Safe	\$1,021.00	\$1,047.00
A9905*	Fail Secure		

#### Escutcheon Trim Design: C9 Citation



**Lever:** Cast    **Escutcheon:** Forged



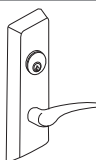
Function	Description	Finish: 613E, 630 <sup>1</sup>	Finish: 605, 606, 611, 612, 613, 618, 619, 625, 626, 629 <sup>2</sup> , 722
C9903*	Fail Safe	\$1,021.00	\$1,047.00
C9905*	Fail Secure		

#### Escutcheon Trim Design: D9 Dirke\*



**Lever:** Cast    **Escutcheon:** Forged

\* Handed Lever. Handing cannot be changed in the field.

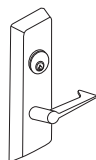


Function	Description	Finish: 613E, 630 <sup>1</sup>	Finish: 605, 606, 611, 612, 613, 618, 619, 625, 626, 629 <sup>2</sup> , 722
D9903*	Fail Safe	\$1,021.00	\$1,047.00
D9905*	Fail Secure		

#### Escutcheon Trim Design: E9 Essex



**Lever:** Cast    **Escutcheon:** Forged



Function	Description	Finish: 613E, 630 <sup>1</sup>	Finish: 605, 606, 611, 612, 613, 618, 619, 625, 626, 629 <sup>2</sup> , 722
E9903*	Fail Safe	\$1,021.00	\$1,047.00
E9905*	Fail Secure		

Notes:  
 1. 619 finish provided to match 630 finish. - Escutcheons only  
 2. 618 finish provided to match 629 finish. - Escutcheons only




\*ElectroLynx®  
 As part of their promise to provide innovative, fast and effective high security solutions to their customers, certain ASSA ABLOY Group brands offer **ElectroLynx®**, a universal quick-connect system that simplifies the electrification of the door opening.

**FE5400S Series Electrically Controlled Trim**

Cylinder is not included.

**Escutcheon Trim Design: L9 Lustra** 

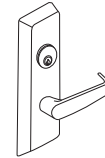
**Lever:** Cast    **Escutcheon:** Forged



Function	Description	Finish: 613E, 630 <sup>1</sup>	Finish: 605, 606, 611, 612, 613, 618, 619, 625, 626, 629 <sup>2</sup> , 722
L9903*	Fail Safe	\$1,021.00	\$1,047.00
L9905*	Fail Secure		

**Escutcheon Trim Design: N9 Newport** 

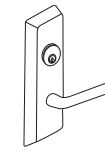
**Lever:** Cast    **Escutcheon:** Forged



Function	Description	Finish: 613E, 630 <sup>1</sup>	Finish: 605, 606, 611, 612, 613, 618, 619, 625, 626, 629 <sup>2</sup> , 722
N9903*	Fail Safe	\$1,021.00	\$1,047.00
N9905*	Fail Secure		

**Escutcheon Trim Design: R9 Regis** 

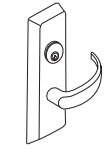
**Lever:** Cast    **Escutcheon:** Forged



Function	Description	Finish: 613E, 630 <sup>1</sup>	Finish: 605, 606, 611, 612, 613, 618, 619, 625, 626, 629 <sup>2</sup> , 722
R9903*	Fail Safe	\$1,021.00	\$1,047.00
R9905*	Fail Secure		

**Escutcheon Trim Design: PR9 Princeton** 

**Lever:** Cast    **Escutcheon:** Forged



Function	Description	Finish: 613E, 630 <sup>1</sup>	Finish: 605, 606, 611, 612, 613, 618, 619, 625, 626, 629 <sup>2</sup> , 722
PR9903*	Fail Safe	\$1,021.00	\$1,047.00
PR9905*	Fail Secure		

Notes:  
 1. 619 finish provided to match 630 finish. - Escutcheons only  
 2. 618 finish provided to match 629 finish. - Escutcheons only



**\*ElectroLynx®**  
 As part of their promise to provide innovative, fast and effective high security solutions to their customers, certain ASSA ABLOY Group brands offer *ElectroLynx®*, a universal quick-connect system that simplifies the electrification of the door opening.

# FE5400S

## Multi-Point Exit Device Latching System

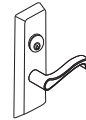


### FE5400S Series Electrically Controlled Trim

Cylinder is not included.

#### Escutcheon Trim Design: FR9 Frascati

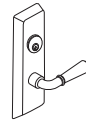
**Lever:** Cast **Escutcheon:** Forged



Function	Description	Finish: 613E, 626	Finish: 605, 606, 611, 612, 613, 618, 619, 625, 629, 722
FR9903*	Fail Safe	\$1,021.00	\$1,047.00
FR9905*	Fail Secure		

#### Escutcheon Trim Design: M9 Merlot

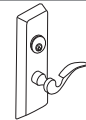
**Lever:** Cast **Escutcheon:** Forged



Function	Description	Finish: 613E, 626	Finish: 605, 606, 611, 612, 613, 618, 619, 625, 629, 722
M9903*	Fail Safe	\$1,021.00	\$1,047.00
M9905*	Fail Secure		

#### Escutcheon Trim Design: Z9 Zinfandel

**Lever:** Cast **Escutcheon:** Forged



Function	Description	Finish: 613E, 626	Finish: 605, 606, 611, 612, 613, 618, 619, 625, 629, 722
Z9903*	Fail Safe	\$1,021.00	\$1,047.00
Z9905*	Fail Secure		



**\*ElectroLynx®**

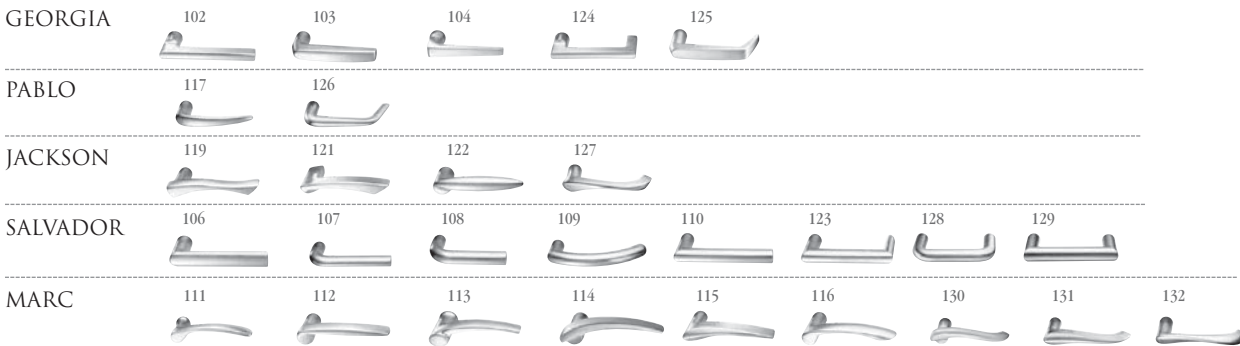
As part of their promise to provide innovative, fast and effective high security solutions to their customers, certain ASSA ABLOY Group brands offer *ElectroLynx®*, a universal quick-connect system that simplifies the electrification of the door opening.

**FE5400S**  
Multi-Point Exit Device Latching System

**FE5400S Series Electrically Controlled Trim**

Cylinder is not included.

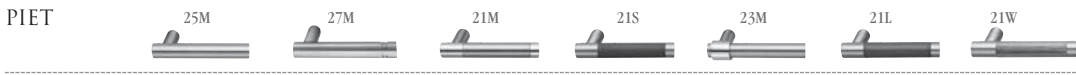
**Escutcheon Trim Design: Muséo®** 



Function	Description	Finish: 613E, 630*	Finish: 605, 606, 611, 612, 613, 613L, 618, 619, 625, 626, 629*, 722
9903**	Fail Safe	\$1,021.00	\$1,047.00
9905**	Fail Secure		

\*629 and \*630 finish options are Not available for all Muséo levers. Please refer to page 20 for availability.

**Escutcheon Trim Design: Muséo®** 



Function	Description	Finish: 629, 630
9903**	Fail Safe	\$1,047.00
9905**	Fail Secure	



**\*\*ElectroLynx®**  
As part of their promise to provide innovative, fast and effective high security solutions to their customers, certain ASSA ABLOY Group brands offer **ElectroLynx®**, a universal quick-connect system that simplifies the electrification of the door opening.



# FE5400S Electrically Controlled Trim

## Multi-Point Exit Device Latching System



### Electrified Options

Description	Specify Quick Code	Add or Deduct
Touchbar Monitoring or Signaling/Request to Exit (REX)	M92*	Add \$204.00
Outside Trim Monitoring or Signaling	M93*	Add \$204.00
SPDT Lock and Unlock security monitor switch (Electric Trim Only)	M98*	Add \$196.00
Trim gasket for exterior applications (Electric Trim Only)	M99	Add \$22.00

### Electrified Accessories

Part Number	Description	Specify	Price
709F649	Power Supply 1 Amp @ 12VDC Output	BPS-12-1	\$327.00
709F659	Power Supply 3 Amp @ 12VDC Output	BPS-12-3	\$664.00
709F609	Power Supply 2 Amp @ 24VDC Output	BPS-24-1	\$327.00
709F619	Power Supply 2 Amp @ 24VDC Output	BPS-24-2	\$664.00
709F629	Power Supply 4 Amp @ 24VDC Output	BPS-24-4	\$1,079.00
704F288	Concealed transfer (for over 120-degree swing door)	EPTL	\$124.00
709F689	(1) SPDT Maintained Switch (Includes LED)	MKA	\$124.00
709F709	(1) SPDT Momentary Switch (Includes LED)	MK	\$189.00
709F759	(1) SPDT Maintained (Alternating Action) Switch	PB3EA	\$111.00
709F729	DPDT Momentary Key Switch	2' MK2	\$217.00
704F719	Narrow Stile Momentary Key Switch	MKN	\$189.00
709F789	Sonalert 90db @ 2 ft. 12-24VDC Mounted on one gang stainless steel plate.	PZ1	\$93.00



#### \*ElectroLynx®

As part of their promise to provide innovative, fast and effective high security solutions to their customers, certain ASSA ABLOY Group brands offer *ElectroLynx*®, a universal quick-connect system that simplifies the electrification of the door opening.

# FE5400S Electrically Controlled Trim

## Multi-Point Exit Device Latching System



### Cylinder Options\*

Description	Specify Quick Code	Add or Deduct
Conventional 6-pin	6P**	Add \$83.00 per cylinder
Conventional 7-pin	7P	Add \$85.00 per cylinder
Access 3 Patented	AP	No Charge
Access 3 Security	AS	Add \$54.00 per cylinder
Access 3 High Security, UL 437	AHS	Add \$76.00 per cylinder
Access 3 IC Patented	ACP	Add \$71.00 per cylinder
Access 3 IC Security	ACS	Add \$120.00 per cylinder
Access 3 IC High Security, UL 437	ACHS	Add \$140.00 per cylinder
Pyramid Security fixed core	PS	Add \$138.00 per cylinder
Pyramid Security IC	PCS	Add \$197.00 per cylinder
Pyramid High Security fixed core	PHS	Add \$167.00 per cylinder
Pyramid High Security IC	PCHS	Add \$235.00 per cylinder
Pyramid IC with temporary construction core	CTP	Add \$154.00 per cylinder
Pyramid IC with temporary disposable core	CTPD	Add \$83.00 per cylinder
Pyramid IC less core	CLP	Add \$83.00 per cylinder
Security	HS	Add \$189.00 per cylinder
Security IC	CHS	Add \$259.00 per cylinder
Blockout function	BO	Add \$172.00 per cylinder
IC 6-pin	C6	Add \$154.00 per cylinder
IC 6-pin with temporary construction core (Red)	CT6R	Add \$154.00 per cylinder
IC 6-pin with temporary construction core (Blue)	CT6B	Add \$154.00 per cylinder
IC 6-pin with temporary construction core (Green)	CT6G	Add \$154.00 per cylinder
IC 6-pin with temporary disposable core	CT6D	Add \$83.00 per cylinder
IC 6-pin less core	CL6	Add \$83.00 per cylinder
SFIC 6-pin with Less Core	CLS6	Add \$83.00 per cylinder
IC 6-pin with SFIC disposable temporary core	CT6SD	Add \$83.00 per cylinder
IC 7-pin	C7	Add \$158.00 per cylinder
IC 7-pin with temporary construction core (Red)	CT7R	Add \$158.00 per cylinder
IC 7-pin with temporary construction core (Blue)	CT7B	Add \$158.00 per cylinder
IC 7-pin with temporary construction core (Green)	CT7G	Add \$158.00 per cylinder
IC 7-pin with temporary disposable core	CT7D	Add \$85.00 per cylinder
IC 7-pin less core	CL7	Add \$85.00 per cylinder
SFIC 7-pin with Less Core	CLS7	Add \$85.00 per cylinder
IC 7-pin with SFIC disposable temporary core	CT7SD	Add \$85.00 per cylinder

\*Optional dogging cylinder will be furnished with the same mechanism and keyed alike with the trim cylinder, unless otherwise specified. If different keying or cylinder type is required, specify outside (trim) first, then inside (dogging) cylinder.

\*\*6P cylinder option is supplied in 6-pin, L4 keyway, 0-bitted with two nickel silver keys.

### Keying Accessories\*

Description	Specify Quick Code	Add or Deduct
0-Bitted with 2 blank keys	(standard)	No Charge
Keyed random	KR	No Charge
Master keyed (all cylinders except 8000, 8020, 8027 IC)	specify keyset	Add \$16.00 per cylinder
Master keyed Pyramid	specify keyset	Add \$16.00 per cylinder
Master keyed Security (including IC cylinder and core)	specify keyset	Add \$16.00 per cylinder
Master keyed (8000, 8020, 8027 IC core)	specify keyset	No Charge
Master keyed to customer bittings or sample key	specify keyset	Add \$16.00 per cylinder
Construction master keyed <sup>1,2</sup>	CMK	Add \$16.00 per cylinder
Visual key control (VKC)		
- No Stamping	VKC0	\$4.50
- Keys only	VKC1	No Charge
- Cylinders and Keys <sup>3</sup>	VKC2	\$8.00
- Cylinders only <sup>3</sup>	VKC3	\$8.00
Concealed key control (CKC)		
- CKC cylinders with VKC keys	CKC2	\$8.00
- CKC cylinders only <sup>3</sup>	CKC3	\$8.00
More than 2 keys per lock	KY# (e.g., KY6)	See page 66 - Cut Keys Section

\*For key bows other than 10 and 90, specify "KB" + bow number as Quick Code, e.g. KB12.

Notes:

1. CMK Construction master keying charge is in addition to master keying charge.

2. CMK Construction master keying is not available in Pyramid or Security series.

3. VKC2, VKC3, CKC3 are not available in Pyramid or Security series.

# FE5400S Electrically Controlled Trim

## Multi-Point Exit Device Latching System



### Door Height Options

Door Height	Specify Quick Code	Add or Deduct
7'0"	(standard)	No Charge
7'2"	H0702	No Charge
7'6"	H0706	No Charge
8'0"	H0800	No Charge

### Door Width Options

Door Width	Specify Quick Code	Add or Deduct
32"	W032	No Charge
36"	(standard)	No Charge
42"	W042	No Charge
48"	W048	Add \$35.00 per device

### Door Thickness Options

Door Thickness	Specify Quick Code	Add or Deduct
1-3/4"	(standard)	No Charge
2"	D200	No Charge
2-1/4"	D214	No Charge

### Miscellaneous Options

Description	Specify	Add or Deduct
Knurling outside and inside (Embossed Touchbar - device side)	M20	Add \$139.00 per device
Knurling outside only (trim side)	M21	Add \$65.00 per device
Knurling inside only (Embossed Touchbar - device side)	M22	Add \$74.00 per device
Abrasive coat outside and inside (trim and device)	M23	Add \$88.00 per device
Abrasive coat inside only (device side)	M24	Add \$46.00 per device
Abrasive coat outside only (trim side)	M25	Add \$42.00 per device
PathLite™ Photoluminescent Touchbar cover	M49	Add \$348.00 per device
Less dogging	M51	No Charge
Cylinder dogging (less cylinder)	M52	Add \$78.00 per device
Mullion stabilizer	M57	Add \$62.00 per mullion
Parabolic Design Exit Trim	M60	Add \$78.00 per device
MicroShield® Antimicrobial finish coating	626C	Add \$62.00 (Exit Devices & Trims (ordered separately))
		Add \$76.00 (Exit Devices & Outside Trims (ordered together))
MicroShield® Antimicrobial finish coating	630C	Add \$62.00 (Exit Devices & Trims (ordered separately))
		Add \$76.00 (Exit Devices & Outside Trims (ordered together))

# FE5400S

## Multi-Point Exit Device Latching System



### Removable Mullions

Door Height	Description	Specify	Price
Up to 7'0"	Steel Mullion - 3 Hour Fire Rated, Windstorm Certified	FE707A <sup>4</sup>	\$1,101.00
Up to 8'0"	Steel Mullion - 3 Hour Fire Rated, Windstorm Certified	FE708A <sup>4</sup>	\$1,111.00

Note:

- 4. For use with UL listed door assemblies that comply to FEMA 361 and ICC 500.  
For the latest listings on compliant door assemblies visit our website at [corbinrusswin.com](http://corbinrusswin.com)

### Options

Description	Specify Quick Code	Add or Deduct
Door frame filler block for double rabbeted frames	M95	Add \$42.00 per mullion
Door frame angle bracket for aluminum frames	M96	Add \$42.00 per mullion

FE5400S


Notes



## FE6600 Series

### FE66600 Series Multi-Point Locks

<b>Door</b>	1-3/4" thick door only; fully integrated – FE66600 is part of a complete ASSA ABLOY windstorm solution utilizing CECO StormPro® 361 and CURRIES StormPro® 361 doors and frames and McKINNEY® StormPro® hinges
<b>Mounting</b>	Supplied fasteners are for metal doors with throughbolts for trim
<b>Hand</b>	Handed; specify RHR, LHR, RH or LH
<b>Lockbody</b>	Unique mortise lockbody assembly used specifically for FEMA applications
<b>Top Bolt</b>	Adjustable stainless steel 3/4" square bolt with 11/16" engagement; 5/16" steel reinforcement plate
<b>Bottom Bolt</b>	Adjustable stainless steel 3/4" square bolt with 5/8" engagement; 1/4" steel reinforcement plate
<b>Center Bolts</b>	Latchbolt is stainless steel with 3/4" projection. One piece, anti-friction reversible catch. Deadbolt is one piece hardened stainless steel with 1" projection
<b>Lock Front</b>	1/8" steel mortise front reinforced with 13/64" thick lock edge stiffener Center Bolt Strike 1/4" thick stainless steel
<b>Backset</b>	2-3/4" standard
<b>Door Thickness</b>	1-3/4" standard
<b>Door Height</b>	7'0" - 8'0"
<b>Maximum Opening</b>	Single door 4'0" x 8'0" and double doors 8'0" x 8'0"
<b>UL Fire Listed</b>	UL 3-hour fire rating
<b>Trim</b>	Multiple sectional and escutcheon mortise trim with Standard or Muséo levers
<b>Functions</b>	<ul style="list-style-type: none"> <li>- Passage</li> <li>- Classroom</li> <li>- Storeroom</li> <li>- Dormitory/Exit</li> <li>- Privacy</li> </ul>
<b>Cylinder</b>	Multiple mortise cylinders

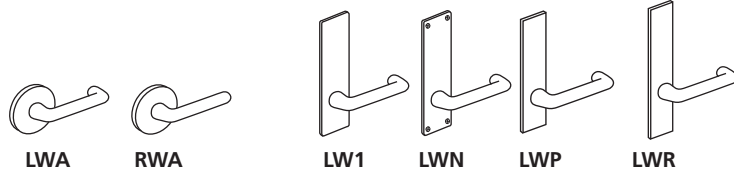


## How to Order

### Ordering Example

Quantity	Series/ Function	Trim	Finish	Hand
100	FE6618	ASM	626	RHR

# FE6600 Series Multi-Point Locks

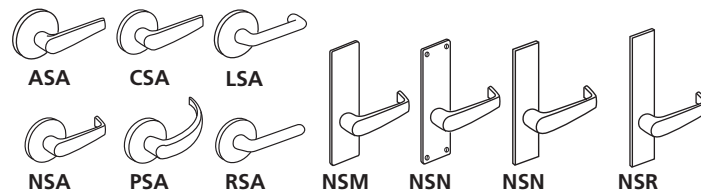


Lever: Wrought  
Rose: Wrought

Lever: Wrought  
Escutcheon: Wrought

Lever: Wrought  
Escutcheon: Solid Stainless Steel  
or Forged Brass

Description/Function	Levers: LW, RW Roses: A, L		Levers: LW, RW Escutcheons: M, N, LW1		Levers: LW, RW Escutcheons: RE1/RE2, RE3/RE4	
	613E, 626	605, 606, 611, 612, 613, 618, 619, 625, 629, 630, 722	613E, 626	605, 606, 611, 612, 613, 618, 619, 625, 629, 630, 722	613E, 626	605, 606, 611, 612, 613, 618, 619, 625, 629, 630, 722
FE6609 - Passage or Closet FE6618 - Classroom FE6620 - Privacy FE6622 - Store Door FE6624 - Storeroom Door FE6630 - Privacy Bath/Bedroom FE6662 - Classroom Security Intruder Deadbolt FE6665 - Dormitory FE6672 - Classroom Security Intruder Deadbolt FE6673 - Classroom Security Intruder Deadbolt FE6675 - Security Deadbolt FE6680 - Passage Lever x Blank Plate	\$3,431.00	\$3,455.00	\$3,451.00	\$3,475.00	\$3,505.00	\$3,529.00
<b>Electrified Mortise Locks</b> FE66609 x NAC SAF/SEC	\$3,631.00	\$3,655.00	\$3,651.00	\$3,675.00	\$3,705.00	\$3,729.00



Lever: Cast  
Rose: Wrought

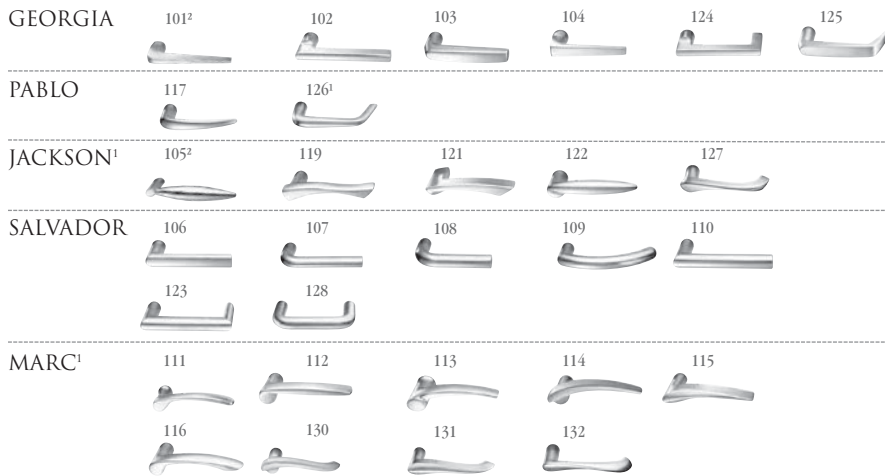
Lever: Cast  
Escutcheon: Wrought

Lever: Cast  
Escutcheon: Solid Stainless Steel  
or Forged Brass

Description/Function	Levers: AS, CS, ES, LS, NS, PS, RS Roses: A, L		Levers: AS, CS, ES, LS, NS, PS, RS Escutcheons: M, N, LW1		Levers: AS, CS, ES, LS, NS, PS, RS Escutcheons: RE1/RE2, RE3/RE4	
	613E, 626	605, 606, 611, 612, 613, 618, 619, 625, 629, 630, 722	613E, 626	605, 606, 611, 612, 613, 618, 619, 625, 629, 630, 722	613E, 626	605, 606, 611, 612, 613, 618, 619, 625, 629, 630, 722
FE6609 - Passage or Closet FE6618 - Classroom FE6620 - Privacy FE6622 - Store Door FE6624 - Storeroom Door FE6630 - Privacy Bath/Bedroom FE6662 - Classroom Security Intruder Deadbolt FE6665 - Dormitory FE6672 - Classroom Security Intruder Deadbolt FE6673 - Classroom Security Intruder Deadbolt FE6675 - Security Deadbolt FE6680 - Passage Lever x Blank Plate	\$3,431.00	\$3,455.00	\$3,451.00	\$3,475.00	\$3,505.00	\$3,529.00
<b>Electrified Mortise Locks</b> FE66609 x NAC SAF/SEC	\$3,631.00	\$3,655.00	\$3,651.00	\$3,675.00	\$3,705.00	\$3,729.00

Copyright © 2002 - 2017 Corbin Russwin, Inc.

# FE6600 Series Multi-Point Locks



## ROSES



## ESCUTCHEONS



## THUMBTURNS³



1. Handed: specify hand when ordering
2. Contact factory for current lead time
3. Specify thumbturn as quick code. Thumbturn backplate will match shape of rose chosen (i.e. round or square). Not available with escutcheons.

\*629 and \*630 finish options are Not available for all Muséo levers. Please refer to page 20 for availability.

613E	Dark Oxidized Satin Bronze - Equivalent
626	Satin Chromium Plated

605	Bright Brass, Clear Coated	618	Bright Nickel Plated
606	Satin Brass, Clear Coated	619	Satin Nickel Plated
611	Bright Bronze, Clear Coated	625	Bright Chromium Plated
612	Satin Bronze, Clear Coated	629*	Bright Stainless Steel
613	Dark Oxidized Satin Bronze, Oil Rubbed	630*	Satin Stainless Steel
613L	Dark Oxidized Satin Bronze, Clear Coated	722	Black Oxidized Bronze, Oil Rubbed

### Function

Lever with Escutcheons: L, CE, RE1		
FE6609 - Passage or Closet FE6618 - Classroom FE6620 - Privacy FE6622 - Store Door FE6624 - Storeroom Door FE6630 - Privacy Bath/Bedroom FE6662 - Classroom Security Intruder Deadbolt FE6665 - Dormitory FE6672 - Classroom Security Intruder Deadbolt FE6673 - Classroom Security Intruder Deadbolt FE6675 - Security Deadbolt FE6680 - Passage Lever x Blank Plate	\$3,471.00	\$3,495.00
<b>Electrified Mortise Locks</b> FE66609 x NAC SAF/SEC	\$3,671.00	\$3,695.00

Lever with Roses: A, T, U, V, W, Y, E2, E3, E4		
FE6609 - Passage or Closet FE6618 - Classroom FE6620 - Privacy FE6622 - Store Door FE6624 - Storeroom Door FE6630 - Privacy Bath/Bedroom FE6662 - Classroom Security Intruder Deadbolt FE6665 - Dormitory FE6672 - Classroom Security Intruder Deadbolt FE6673 - Classroom Security Intruder Deadbolt FE6675 - Security Deadbolt FE6680 - Passage Lever x Blank Plate	\$3,431.00	\$3,455.00
<b>Electrified Mortise Locks</b> FE66609 x NAC SAF/SEC	\$3,631.00	\$3,655.00




# FE6600 Series Multi-Point Locks

JOSEF



## ROSES



## ESCUTCHEONS



## THUMBTURNS<sup>3</sup>



1. Handed: specify hand when ordering
2. Contact factory for current lead time
3. Specify thumbturn as quick code. Thumbturn backplate will match shape of rose chosen (i.e. round or square). Not available with escutcheons.

613E Dark Oxidized Satin Bronze - Equivalent  
626 Satin Chromium Plated

605 Bright Brass, Clear Coated  
606 Satin Brass, Clear Coated  
611 Bright Bronze, Clear Coated  
612 Satin Bronze, Clear Coated  
613 Dark Oxidized Satin Bronze, Oil Rubbed  
613L Dark Oxidized Satin Bronze, Clear Coated

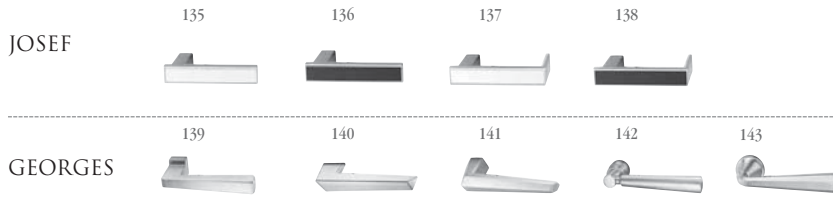
618 Bright Nickel Plated  
619 Satin Nickel Plated  
625 Bright Chromium Plated  
629 Bright Stainless Steel  
630 Satin Stainless Steel  
722 Black Oxidized Bronze, Oil Rubbed

### Function


Lever with Escutcheons: L, CE, RE1		
FE6609 - Passage or Closet FE6618 - Classroom FE6620 - Privacy FE6622 - Store Door FE6624 - Storeroom Door FE6630 - Privacy Bath/Bedroom FE6662 - Classroom Security Intruder Deadbolt FE6665 - Dormitory FE6672 - Classroom Security Intruder Deadbolt FE6673 - Classroom Security Intruder Deadbolt FE6675 - Security Deadbolt FE6680 - Passage Lever x Blank Plate	\$3,540.00	\$3,564.00
<b>Electrified Mortise Locks</b> FE66609 x NAC SAF/SEC	\$3,740.00	\$3,764.00

Lever with Roses: A, T, U, V, W, E2, E3, E4		
FE6609 - Passage or Closet FE6618 - Classroom FE6620 - Privacy FE6622 - Store Door FE6624 - Storeroom Door FE6630 - Privacy Bath/Bedroom FE6662 - Classroom Security Intruder Deadbolt FE6665 - Dormitory FE6672 - Classroom Security Intruder Deadbolt FE6673 - Classroom Security Intruder Deadbolt FE6675 - Security Deadbolt FE6680 - Passage Lever x Blank Plate	\$3,500.00	\$3,524.00
<b>Electrified Mortise Locks</b> FE66609 x NAC SAF/SEC	\$3,700.00	\$3,724.00

# FE6600 Series Multi-Point Locks



**ROSES**



**ESCUTCHEONS**



**THUMBTURNS<sup>3</sup>**



1. Handed: specify hand when ordering
2. Contact factory for current lead time
3. Specify thumbturn as quick code. Thumbturn backplate will match shape of rose chosen (i.e. round or square). Not available with escutcheons.

613E	Dark Oxidized Satin Bronze - Equivalent	605	Bright Brass, Clear Coated	618	Bright Nickel Plated
626	Satin Chromium Plated	606	Satin Brass, Clear Coated	619	Satin Nickel Plated
		611	Bright Bronze, Clear Coated	625	Bright Chromium Plated
		612	Satin Bronze, Clear Coated	629	Bright Stainless Steel
		613	Dark Oxidized Satin Bronze, Oil Rubbed	630	Satin Stainless Steel
		613L	Dark Oxidized Satin Bronze, Clear Coated	722	Black Oxidized Bronze, Oil Rubbed

**Function**

Lever with Escutcheons: L, CE, RE1		
FE6609 - Passage or Closet FE6618 - Classroom FE6620 - Privacy FE6622 - Store Door FE6624 - Storeroom Door FE6630 - Privacy Bath/Bedroom FE6662 - Classroom Security Intruder Deadbolt FE6665 - Dormitory FE6672 - Classroom Security Intruder Deadbolt FE6673 - Classroom Security Intruder Deadbolt FE6675 - Security Deadbolt FE6680 - Passage Lever x Blank Plate	\$3,557.00	\$3,581.00
<b>Electrified Mortise Locks</b> FE66609 x NAC SAF/SEC	\$3,757.00	\$3,781.00
Lever with Roses: A, T, U, V, W, E2, E3, E4		
FE6609 - Passage or Closet FE6618 - Classroom FE6620 - Privacy FE6622 - Store Door FE6624 - Storeroom Door FE6630 - Privacy Bath/Bedroom FE6662 - Classroom Security Intruder Deadbolt FE6665 - Dormitory FE6672 - Classroom Security Intruder Deadbolt FE6673 - Classroom Security Intruder Deadbolt FE6675 - Security Deadbolt FE6680 - Passage Lever x Blank Plate	\$3,517.00	\$3,541.00
<b>Electrified Mortise Locks</b> FE66609 x NAC SAF/SEC	\$3,717.00	\$3,741.00

# FE6600 Series Multi-Point Locks



Specify thumbturn as quick code. Thumbturn backplate will match shape of rose chosen (i.e. round or square)

629	Bright Stainless Steel
630	Satin Stainless Steel

## Function

Lever with Escutcheons: L, CE, RE1	
FE6609 - Passage or Closet FE6618 - Classroom FE6620 - Privacy FE6622 - Store Door FE6624 - Storeroom Door FE6630 - Privacy Bath/Bedroom FE6662 - Classroom Security Intruder Deadbolt FE6665 - Dormitory FE6672 - Classroom Security Intruder Deadbolt FE6673 - Classroom Security Intruder Deadbolt FE6675 - Security Deadbolt FE6680 - Passage Lever x Blank Plate	\$3,564.00
<b>Electrified Mortise Locks</b> FE66609 x NAC SAF/SEC	\$3,764.00

Lever with Roses: A, T, U, V, W, E2, E3, E4	
FE6609 - Passage or Closet FE6618 - Classroom FE6620 - Privacy FE6622 - Store Door FE6624 - Storeroom Door FE6630 - Privacy Bath/Bedroom FE6662 - Classroom Security Intruder Deadbolt FE6665 - Dormitory FE6672 - Classroom Security Intruder Deadbolt FE6673 - Classroom Security Intruder Deadbolt FE6675 - Security Deadbolt FE6680 - Passage Lever x Blank Plate	\$3,524.00
<b>Electrified Mortise Locks</b> FE66609 x NAC SAF/SEC	\$3,724.00

# FE6600 Series Multi-Point Locks


## PIET



## ROSES



## ESCUTCHEONS



## THUMBTURNS



Specify thumbturn as quick code. Thumbturn backplate will match shape of rose chosen (i.e. round or square)

629 Bright Stainless Steel  
630 Satin Stainless Steel

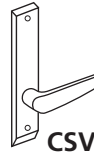
### Function

<b>Lever with Escutcheons: L, CE, RE1</b>	
FE6609 - Passage or Closet FE6618 - Classroom FE6620 - Privacy FE6622 - Store Door FE6624 - Storeroom Door FE6630 - Privacy Bath/Bedroom FE6662 - Classroom Security Intruder Deadbolt FE6665 - Dormitory FE6672 - Classroom Security Intruder Deadbolt FE6673 - Classroom Security Intruder Deadbolt FE6675 - Security Deadbolt FE6680 - Passage Lever x Blank Plate	\$3,581.00
<b>Electrified Mortise Locks</b> FE66609 x NAC SAF/SEC	\$3,781.00

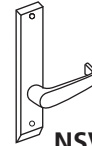
<b>Lever with Roses: A, T, U, V, W, E2, E3, E4</b>	
FE6609 - Passage or Closet FE6618 - Classroom FE6620 - Privacy FE6622 - Store Door FE6624 - Storeroom Door FE6630 - Privacy Bath/Bedroom FE6662 - Classroom Security Intruder Deadbolt FE6665 - Dormitory FE6672 - Classroom Security Intruder Deadbolt FE6673 - Classroom Security Intruder Deadbolt FE6675 - Security Deadbolt FE6680 - Passage Lever x Blank Plate	\$3,541.00
<b>Electrified Mortise Locks</b> FE66609 x NAC SAF/SEC	\$3,741.00

FE6600 Series  
Multi-Point Locks

**Vandal Resistant Trim: ASV, CSV, DSV, ESV, LSV, NSV, PSV, RSV**



CSV



NSV

Lever: Cast  
Escutcheon: Cast

Description/Function	CSV, NSV
	Finish: 630
FE6622 - Store Door FE6624 - Storeroom Door FE6630 - Privacy Bath/Bedroom FE6662 - Classroom Security Intruder Deadbolt FE6665 - Dormitory FE6672 - Classroom Security Intruder Deadbolt	\$3,895.00
<b>Electrified Mortise Locks</b> FE66609 x NAC SAF/SEC	\$4,095.00

# FE6600 Series

## Multi-Point Locks



### Cylinder & Keying Options

Description	Specify Quick Code	Add or Deduct
Conventional 6-pin	(standard)	No Charge
Conventional 7-pin	7P	Add \$2.00 per cylinder
Less Standard Cylinder	LC	Deduct \$83.00 per cylinder
Less Concealed Shell Cylinder	PO-LC	Add \$5.00 per lockset
Access 3 Patented	AP	No Charge
Access 3 Security	AS	Add \$54.00 per cylinder
Access 3 High Security, UL 437	AHS	Add \$76.00 per cylinder
Access 3 IC Patented	ACP	Add \$71.00 per cylinder
Access 3 IC Security	ACS	Add \$120.00 per cylinder
Access 3 IC High Security, UL 437	ACHS	Add \$140.00 per cylinder
Pyramid Security Fixed Core	PS	Add \$55.00 per cylinder
Pyramid Security IC	PCS	Add \$124.00 per cylinder
Pyramid High Security Fixed Core	PHS	Add \$82.00 per cylinder
Pyramid High Security IC	PCHS	Add \$152.00 per cylinder
Pyramid IC with Temporary Construction Core <sup>3</sup>	CTP	Add \$71.00 per cylinder
Pyramid IC with Temporary Disposable Core <sup>3</sup>	CTPD	No Charge
Pyramid IC Less Core	CLP	No Charge
Security <sup>4</sup>	HS	Add \$106.00 per cylinder
Security IC <sup>1,4</sup>	CHS	Add \$176.00 per cylinder
Blockout Function Cylinder	BO	Add \$105.00 per cylinder
IC 6-pin	C6	Add \$71.00 per cylinder
IC 6-pin with Temporary Construction Core (Red)	CT6R	Add \$71.00 per cylinder
IC 6-pin with Temporary Construction Core (Blue)	CT6B	Add \$71.00 per cylinder
IC 6-pin with Temporary Construction Core (Green)	CT6G	Add \$71.00 per cylinder
IC 6-pin with Temporary Disposable Core	CT6D	No Charge
IC 6-pin Less Core	CL6	No Charge
SFIC 6-pin with Less Core	CLS6	No Charge
IC 6-pin with SFIC disposable temporary core	CT6SD	No Charge
IC 7-pin	C7	Add \$73.00 per cylinder
IC 7-pin with Temporary Construction Core (Red)	CT7R	Add \$73.00 per cylinder
IC 7-pin with Temporary Construction Core (Blue)	CT7B	Add \$73.00 per cylinder
IC 7-pin with Temporary Construction Core (Green)	CT7G	Add \$73.00 per cylinder
IC 7-pin with Temporary Disposable Core	CT7D	Add \$2.00 per cylinder
IC 7-pin Less Core	CL7	Add \$2.00 per cylinder
SFIC 7-pin with Less Core	CLS7	Add \$2.00 per cylinder
IC 7-pin with SFIC disposable temporary core	CT7SD	Add \$2.00 per cylinder
Master Ring <sup>2</sup>	MR	Add \$65.00 per cylinder
Flex Head Cylinder, 6-pin (sectional trim)	FX6	Add \$69.00 per cylinder
Flex Head Cylinder, 7-pin (sectional trim)	FX7	Add \$72.00 per cylinder
Flex Head Master Ring (sectional trim)	FXM	Add \$118.00 per cylinder
Plug only to show, 6-pin (concealed shell) (available for M and R escutcheons and single cylinder functions only)	P06	Add \$85.00 per lockset
Plug only to show, 7-pin (concealed shell) (available for M and R escutcheons and single cylinder functions only)	P07	Add \$87.00 per lockset

Notes:

1. CHS ordered with CT6 option no charge.
3. Refer to Key construction core program, pg. 63 for example of CTP option pricing.
4. For existing systems only.

# FE6600 Series

## Multi-Point Locks



**ASSA ABLOY**

### Cylinder & Keying Options\* (con't)

Description	Specify Quick Code	Add or Deduct
0-Bitted with two blank keys <sup>5</sup>	(standard)	No Charge
Keyed Random <sup>4</sup>	KR	No Charge
Master keyed (all cylinders except 8000, 8020, 8027 IC core)	specify keyset	Add \$16.00 per cylinder
Master keyed Pyramid	specify keyset	Add \$16.00 per cylinder
Master keyed Security (including IC cylinder and core)	specify keyset	Add \$16.00 per cylinder
Master keyed (8000, 8020, 8027 IC core)	specify keyset	No Charge
Master keyed to customer bittings or sample key	specify keyset	Add \$16.00 per cylinder
Construction master keyed <sup>1,2</sup>	CMK	Add \$16.00 per cylinder
Visual key control (VKC)		
- No Stamping	VKC0	\$4.50
- Keys only	VKC1	No Charge
- Cylinders and Keys <sup>3</sup>	VKC2	\$8.00
- Cylinders only <sup>3</sup>	VKC3	\$8.00
Concealed key control (CKC)		
- CKC cylinders with VKC keys	CKC2	\$8.00
- CKC cylinders only <sup>3</sup>	CKC3	\$8.00
More than 2 keys per lock	KY# (e.g., KY6)	See page 64 - Cut Keys Section

**Notes:**

1. CMK Construction master keying charge is in addition to master keying charge.
2. CMK Construction master keying is not available in Pyramid series cylinders.
3. VKC2, VKC3, CKC3 are not available in Pyramid or Security series.
4. Pyramid series is not available keyed random.
5. Security series is not available 0-bitted.

### Strike Options\*

Lip Length	ANSI Straight Lip - Specify Quick Code	ANSI Curved Lip - Specify Quick Code	Add or Deduct
7/8"	SS078	N/A	No Charge

\* If door thickness is standard or has been specified and no special door or frame condition exist, then only the first two characters of the optional strike Quick Code must be specified (e.g. "SA").

The correct lip length will be determined by our order entry system based on the standard or specified door thickness.

# FE6600 Series

## Multi-Point Locks

### Door Thickness with Locksets Mortised on Center

Door Thickness	Sectional Rose Trim Specify Quick Code	Escutcheon <sup>1,2</sup> Trim Specify Quick Code	Add or Deduct
1-3/4" (standard)	—	—	No Charge

### Options

Description	Specify Quick Code	Add or Deduct
Split designs and split finishes	Outside Trim x Inside Trim	Higher set price prevails
Spanner head screws	M02	Add \$16.00 per lockset
Torx® head screws (n/a with N escutcheon)	M04	Add \$22.00 per lockset
Single Occupancy Indicator - Secure/Unsecure (Outside)	M19S*	Add \$85.00 per lockset
Single Occupancy Indicator - Vacant/Occupied (Outside)	M19V*	Add \$85.00 per lockset
Double Occupancy Indicator - Secure/Unsecure (Outside) Secure/Unsecure (Inside)	M19SN*	Add \$162.00 per lockset
Double Indicator Vacant/Occupied (Outside) Secure/Unsecure (Inside)	M19VN*	Add \$162.00 per lockset
Knurling outside and inside	M20 <sup>1</sup>	Add \$132.00 per lockset
Knurling outside only	M21 <sup>1</sup>	Add \$66.00 per lockset
Knurling inside only	M22 <sup>1</sup>	Add \$66.00 per lockset
Abrasive coat outside and inside	M23 <sup>1</sup>	Add \$82.00 per lockset
Abrasive coat inside only	M24 <sup>1</sup>	Add \$41.00 per lockset
Abrasive coat outside only	M25 <sup>1</sup>	Add \$41.00 per lockset
Working trim only	M31	See pages 101 thru 111

### Thumbturn Options

Specify door thickness	Specify Quick Code	Add or Deduct
Ergonomic	M34 <sup>2</sup>	Add \$14.00 per TT
Decorative	MT1	No Charge
Decorative square	MT2	No Charge
Decorative cylinder	MT3	No Charge



MT1



MT2



MT3

Notes:

1. Not available on Vineyard™ Collection.
2. M34 is not available with M19N, M19VN or M19SN.

Note: Thumbturn backplate will match shape of rose chosen (i.e. round or square)

### Strike Options

Part Number	Description
726F577	Top Strike Pack
726F587	Bottom Strike Pack
726F607	Center Strike Pack



**FE6600 Series**  
Multi-Point Locks



# FE6700

## Storm Shutter Multi-Point Latching System

### Standard Features

#### Handing

Device is handed

#### Shutter Thickness

FE6700 is for use with standard 1-3/4" thick shutters

#### Cylinder Furnished with:

Brass, 6-pin, L4 keyway, 0-bitted, 1-1/8" standard for FE6755 Classroom Function. Optional cylinders available; see Quick Codes

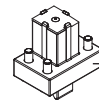
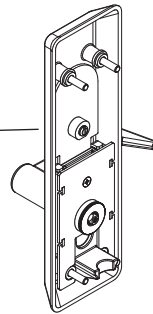
#### Warranty

Seven-year limited

#### UL Approved

Meets FEMA P320 (2014), P361 (2015) and ICC 500-2014 for inswing shutters 2'8" w x 3'00" h min to 4'0" w x 6'8" h max.

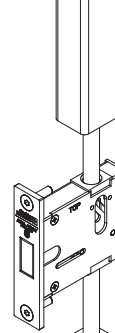
*Solid brass lever and heavy duty escutcheon*



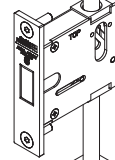
*5/8" stainless steel latch housing  
Through-hardened steel latchbolt  
7/8" projection 5/16-18 steel  
Holo-Krome® mounting screws*



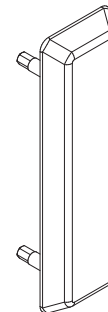
*1/8" thick, through-hardened steel front*



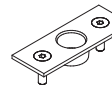
*11 gage steel 12" top bolt reinforcement*



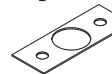
*Mortised centerbolt utilizes a one-piece stainless steel, 19/32" x 1-1/4" x 1" throw bolt, 3/16" thick stainless steel front, 13 gage steel case & cap*



*11 gage steel 12" bottom bolt reinforcement*



*1/8" steel reinforcement plate 3/4" steel nylon coated lower bolt, 3/4" projection*



*Brass bottom strike 1/4-20 steel Holo-Krome fasteners*

### Ordering Example

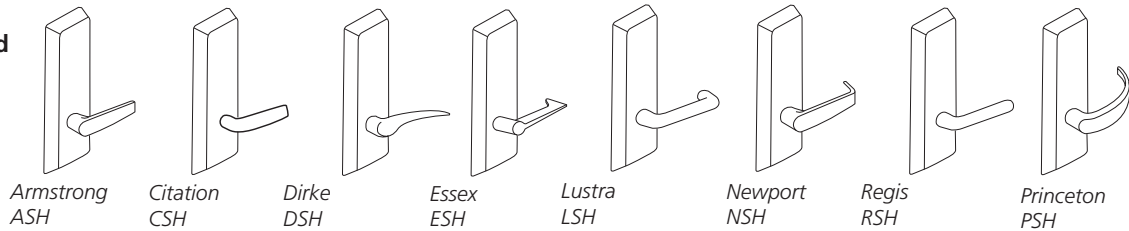
#### Stock Order

Quantity	Series/ Function	Trim	Finish	Hand	Shutter Height
100	FE6780	FSH	626	RH	H0400

# FE6700

## Storm Shutter Multi-Point Latching System

**Lever: Solid cast  
Escutcheon: Forged**

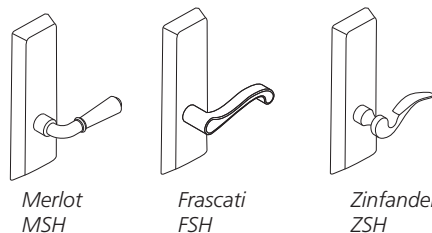


### FE6700 Series

Function	Description	ASH, CSH, DSH, ESH, LSH, NSH, PSH, RSH			
		Finish Group 1		Finish Group 2	
		613E Dark Oxidized Satin Bronze	605 Polished Brass	619 Satin Nickel	
		630 Satin Stainless Steel(1)	606 Satin Brass	625 Polished Chrome	
			611 Polished Bronze	629 Polished Stainless Steel(1)	
			612 Satin Bronze	626 Satin Chrome	
			613 Oil Rubbed Bronze	722 Black Oil Rubbed Bronze	
			618 Polished Nickel		
<b>For Typical Shutter Applications</b>					
FE6780	Passage Lever x Blank Plate				
<b>Optional Functions</b>					
FE6710	Passage or Closet				
FE6755	Classroom <sup>3</sup>				
			\$3,347.00		\$3,357.00

1. H escutcheon is a brass forging finished to match 629 and 630 finishes  
3. Collar is required depending on length and type of cylinder. See Miscellaneous Options section on page 205

**Lever: Solid Cast  
Escutcheon: Forged**



**Vineyard™**  
collection

### FE6700 Series

Function	Description	FSH, MSH, ZSH			
		Finish Group 1		Finish Group 2	
		613E Dark Oxidized Satin Bronze	605 Polished Brass	619 Satin Nickel	
		626 Satin Chrome	606 Satin Brass	625 Polished Chrome	
			611 Polished Bronze	722 Black Oil Rubbed Bronze	
			612 Satin Bronze		
			613 Oil Rubbed Bronze		
			618 Polished Nickel		
<b>For Typical Shutter Applications</b>					
FE6780	Passage Lever x Blank Plate				
<b>Optional Functions</b>					
FE6710	Passage or Closet				
FE6755	Classroom <sup>3</sup>				
			\$3,347.00		\$3,357.00

3. Collar is required depending on length and type of cylinder. See Miscellaneous Options section on page 205

# FE6700

## Storm Shutter Multi-Point Latching System



### Optional Cylinder & Keying Options

Description	Specify Quick Code	Add or Deduct
Conventional 6-pin	6P**	Add \$83.00 per cylinder
Conventional 7-pin	7P	Add \$85.00 per cylinder
Access 3 Patented	AP	Add \$83.00 per cylinder
Access 3 Security	AS	Add \$132.00 per cylinder
Access 3 High Security, UL 437	AHS	Add \$152.00 per cylinder
Access 3 IC Patented	ACP	Add \$154.00 per cylinder
Access 3 IC Security	ACS	Add \$203.00 per cylinder
Access 3 IC High Security, UL 437	ACHS	Add \$223.00 per cylinder
Pyramid Security fixed core	PS	Add \$138.00 per cylinder
Pyramid Security IC	PCS	Add \$197.00 per cylinder
Pyramid High Security fixed core	PHS	Add \$167.00 per cylinder
Pyramid High Security IC	PCHS	Add \$235.00 per cylinder
Pyramid IC with temporary construction core	CTP	Add \$154.00 per cylinder
Pyramid IC with temporary disposable core	CTPD	Add \$83.00 per cylinder
Pyramid IC less core	CLP	Add \$83.00 per cylinder
Security	HS	Add \$189.00 per cylinder
Security IC	CHS	Add \$259.00 per cylinder
Blockout function	BO	Add \$172.00 per cylinder
IC 6-pin	C6	Add \$154.00 per cylinder
IC 6-pin with temporary construction core (Red)	CT6R	Add \$154.00 per cylinder
IC 6-pin with temporary construction core (Blue)	CT6B	Add \$154.00 per cylinder
IC 6-pin with temporary construction core (Green)	CT6G	Add \$154.00 per cylinder
IC 6-pin with temporary disposable core	CT6D	Add \$83.00 per cylinder
IC 6-pin less core	CL6	Add \$83.00 per cylinder
SFIC 6-pin with Less Core	CLS6	Add \$83.00 per cylinder
IC 6-pin with SFIC disposable temporary core	CT6SD	Add \$83.00 per cylinder
IC 7-pin	C7	Add \$158.00 per cylinder
IC 7-pin with temporary construction core (Red)	CT7R	Add \$158.00 per cylinder
IC 7-pin with temporary construction core (Blue)	CT7B	Add \$158.00 per cylinder
IC 7-pin with temporary construction core (Green)	CT7G	Add \$158.00 per cylinder
IC 7-pin with temporary disposable core	CT7D	Add \$85.00 per cylinder
IC 7-pin less core	CL7	Add \$85.00 per cylinder
SFIC 7-pin with Less Core	CLS7	Add \$85.00 per cylinder
IC 7-pin with SFIC disposable temporary core	CT7SD	Add \$85.00 per cylinder

\*Optional dogging cylinder will be furnished with the same mechanism and keyed alike with the trim cylinder, unless otherwise specified. If different keying or cylinder type is required, specify outside (trim) first, then inside (dogging) cylinder.

\*\*6P cylinder option is supplied in 6-pin, L4 keyway, 0-bitted with two nickel silver keys.

# FE6700

## Storm Shutter Multi-Point Latching System



### Optional Cylinder & Keying Options (con't)

Description	Specify	Add or Deduct
0-Bitted with two blank keys <sup>5</sup>	(standard)	No Charge
Keyed Random <sup>4</sup>	KR	No Charge
Master keyed (all cylinders except 8000, 8020, 8027 IC core)	specify keyset	Add \$16.00 per cylinder
Master keyed Pyramid	specify keyset	Add \$16.00 per cylinder
Master keyed Security (including IC cylinder and core)	specify keyset	Add \$16.00 per cylinder
Master keyed (8000, 8020, 8027 IC core)	specify keyset	No Charge
Master keyed to customer bittings or sample key	specify keyset	Add \$16.00 per cylinder
Construction master keyed <sup>1,2</sup>	CMK	Add \$16.00 per cylinder
Visual key control (VKC)		
- No Stamping	VKC0	\$4.50
- Keys only	VKC1	No Charge
- Cylinders and Keys <sup>3</sup>	VKC2	\$8.00
- Cylinders only <sup>3</sup>	VKC3	\$8.00
Concealed key control (CKC)		
- CKC cylinders with VKC keys	CKC2	\$8.00
- CKC cylinders only <sup>3</sup>	CKC3	\$8.00
More than 2 keys per lock	KY# (e.g., KY6)	See page 66 - Cut Keys Section

Notes:

1. CMK Construction master keying charge is in addition to master keying charge.
2. CMK Construction master keying is not available in Pyramid series cylinders.
3. VKC2, VKC3, CKC3 are not available in Pyramid or Security series.
4. Pyramid series is not available keyed random.
5. Security series is not available 0-bitted.

### Shutter Thickness

Description	Specify
1-3/4"	(standard)

### Shutter Height Options

Description	Specify
2'8" - 4'6"	H0400
4'6" - 6'8"	H0500

### Miscellaneous Options

Description	Specify	Add or Deduct
Torx Screws	M04	Add \$16.00 per lockset
1-1/8" cylinder collar (for 6-pin mortise cylinder) <sup>12</sup>	721F36	No Charge
1-1/4" cylinder collar (for 7-pin mortise cylinder) <sup>12</sup>	721F37	No Charge
1-1/2" cylinder collar (for 7-pin IC mortise cylinder) <sup>12</sup>	721F38	No Charge
MicroShield® Antimicrobial finish coating	630C	Add \$76.00 per lockset
<i>MicroShield</i> Antimicrobial finish coating	626C	Add \$76.00 per lockset

Notes:

1. For optional FE6755 classroom function, collar is required depending on length and type of cylinder.
2. Specify as optional collar when ordering cylinders only.

# MP9800 Series

## Multi-Point Vertical Rod Lock

### Standard Features

#### Handing

Field Reversible.

#### Doors

1-3/4" (44mm) door thickness standard,  
2-1/4" backset standard.

#### Mounting

Supplied fasteners are for metal doors with through-bolts for trim.

#### Rods

Steel. Top and bottom bolt travels 7/16" (11mm)  
Projection adjustable up to 3/4" (19mm).

#### Latching

Top and Bottom or Top only (M55).

#### Trim

Available with all lever designs.

#### Cylinder

See cylinders page 12.

#### Applications

Single or Double Door.

#### Thermal Pins

MP9800A x M55: devices are supplied with ONE thermal pin per fire-rated device, for installation on pairs of fire-rated doors.

#### Warranty

5 year.



Available Function Combinations:		Inside Function (N)									
		10	45*	49*	50	52	55*	59*	903*	905*	
Outside Function (E)	Blank Escutcheon Plate	01	X	X	X			X	X	X	X
	Passage only (No cylinder)	10	X	X	X			X	X		
	No outside Operation (No Cylinder); Pull Only	40+	X	X	X					X	X
	Class Room Key Outside Unlocks/locks Trim	45	X	X	X						
	Key unlocks Trim; Trim retracts latch; Trim relocks when key is removed	49	X	X	X					X	X
	Freewheeling Trim; No Outside Operation	50						X	X		
	Key outside unlocks/locks O/S trim; Key inside unlocks/locks O/S trim	52					X				
	Freewheeling Trim; Key Outside Unlocks/locks Trim	55	X			X		X	X		
	Freewheeling Trim; Key unlocks Trim;	59	X		X		X	X			
	Trim retracts latch/Trim relocks when key is removed										
	Electrified Trim - Fail Safe	903	X	X	X						X
Electrified Trim - Fail Secure	905	X	X	X						X	X

\* **Not recommended for use on any door used for Life Safety egress**  
+ **Rigid lever**

### Ordering Examples

Quantity	Device	Exterior Trim/Function			Interior Trim/Function			Finish	Hand	Door Thickness	Door Height	Misc. Options
		Lever	Exterior	Function	Lever	Interior	Function					
65	MP9800	D	E	49	D	N	10	605	LHR	D214	H0800	M55

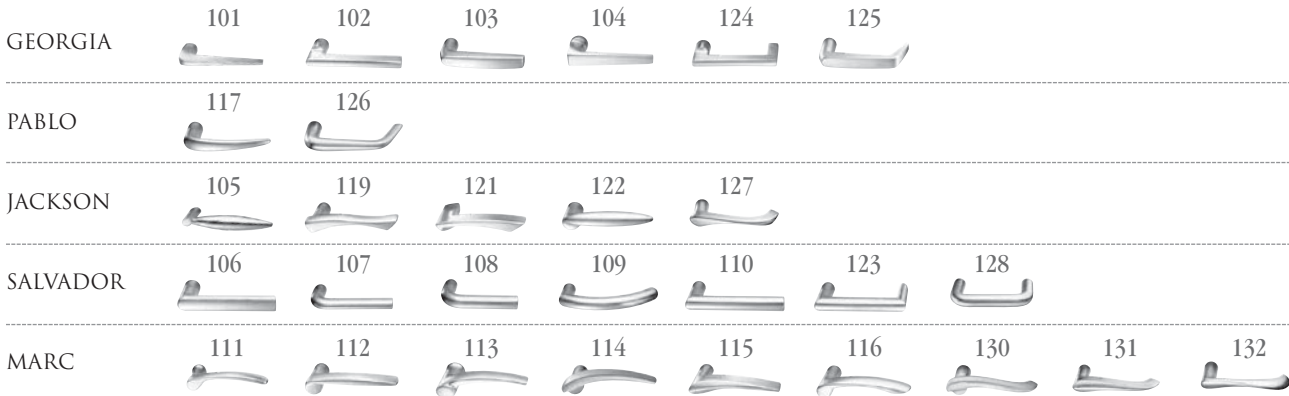
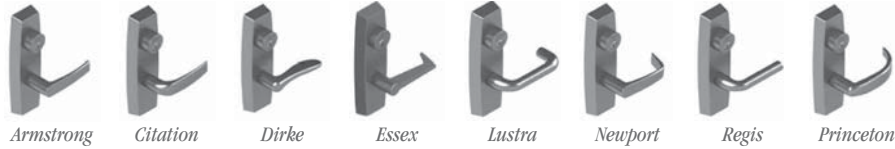
### Contract/Detailed Order

Qty	Keyset	Series	Exterior Trim/Function			Interior Trim/Function			Finish	Hand	Door Thickness	Door Height	Misc. Options	Cylinder Option
			Lever	Exterior	Function	Lever	Interior	Function						
36	AA1	MP9800A	101	E	50	101	N	55	626	LHR	D214	H1000	M93	7P

# MP9800 Series

## Multi-Point Vertical Rod Lock

**Lever: Solid Cast  
Escutcheon: Forged**



Note: Must designate E for exterior function or N for interior function when specifying order.

MP9800		613E, 626	605 606 611 612 613 618 625
Lever (E) x 01 x Lever (N) x *49	Blank Escutcheon Plate		
Lever (E) x 01 x Lever (N) x *45	Blank Escutcheon Plate		
Lever (E) x 01 x Lever (N) x 10	Blank Escutcheon Plate		
Lever (E) x 01 x Lever (N) x *55	Blank Escutcheon Plate		
Lever (E) x 01 x Lever (N) x 59	Blank Escutcheon Plate		
Lever (E) x 10 x Lever (N) x *49	Passage only (No cylinder)		
Lever (E) x 10 x Lever (N) x *45	Passage only (No cylinder)		
Lever (E) x 10 x Lever (N) x 10	Passage only (No cylinder)		
Lever (E) x 10 x Lever (N) x *55	Passage only (No cylinder)		
Lever (E) x 10 x Lever (N) x *59	Passage only (No cylinder)	\$1,928.00	\$1,999.00
Lever (E) x 40 x Lever (N) x *49	No outside Operation (No Cylinder); Pull Only		
Lever (E) x 40 x Lever (N) x *45	No outside Operation (No Cylinder); Pull Only		
Lever (E) x 40 x Lever (N) x 10	No outside Operation (No Cylinder); Pull Only		
Lever (E) x 45 x Lever (N) x *49	Class Room Key Outside Unlocks/locks Trim		
Lever (E) x 45 x Lever (N) x *45	Class Room Key Outside Unlocks/locks Trim		
Lever (E) x 45 x Lever (N) x 10	Class Room Key Outside Unlocks/locks Trim		
Lever (E) x 49 x Lever (N) x *10	Key unlocks Trim; Trim retracts latch; Trim relocks when key is removed		
Lever (E) x 49 x Lever (N) x *45	Key unlocks Trim; Trim retracts latch; Trim relocks when key is removed		
Lever (E) x 49 x Lever (N) x *49	Key unlocks Trim; Trim retracts latch; Trim relocks when key is removed		

\* Not recommended for use on any door used for Life Safety egress.

# MP9800 Series

## Multi-Point Vertical Rod Lock



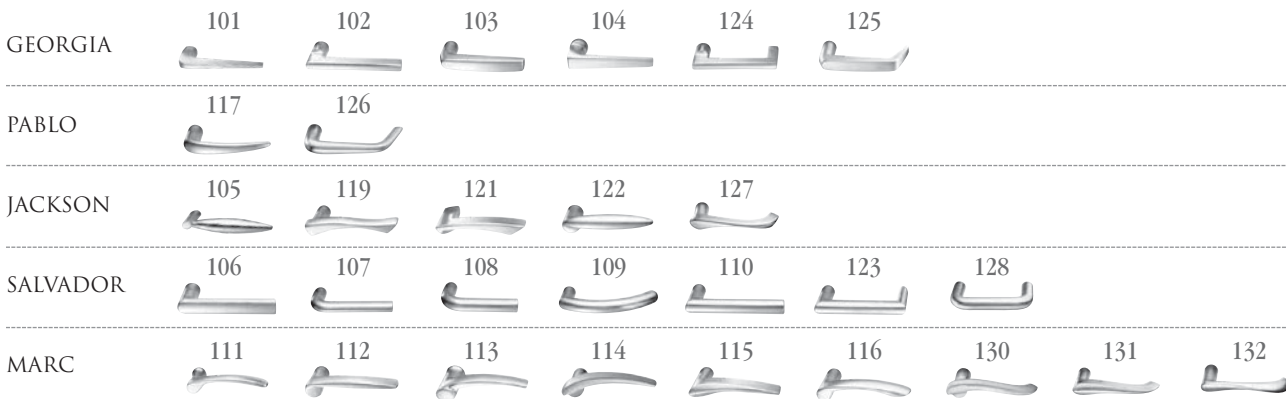
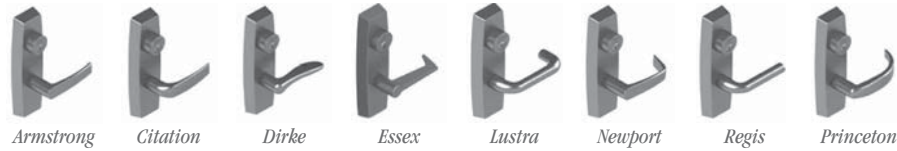
<b>MP9800 Freewheeling Trim</b>		613E, 626	605 606 611 612 613 618 625
Lever (E) x 50 x Lever (N) x *55	Freewheeling Trim; No Outside Operation	\$1,928.00	\$1,999.00
Lever (E) x 50 x Lever (N) x *59	Freewheeling Trim; No Outside Operation		
Lever (E) x 52 x Lever (N) x 52	Key outside unlocks/locks O/S trim; Key inside unlocks/locks O/S trim		
Lever (E) x 55 x Lever (N) x *10	Freewheeling Trim; Key Outside Unlocks/locks Trim		
Lever (E) x 55 x Lever (N) x 50	Freewheeling Trim; Key Outside Unlocks/locks Trim		
Lever (E) x 55 x Lever (N) x *55	Freewheeling Trim; Key Outside Unlocks/locks Trim		
Lever (E) x 55 x Lever (N) x *59	Freewheeling Trim; Key Outside Unlocks/locks Trim		
Lever (E) x 59 x Lever (N) x *10	Freewheeling Trim; Key unlocks Trim; Trim retracts latch/Trim relocks when key is removed		
Lever (E) x 59 x Lever (N) x 50	Freewheeling Trim; Key unlocks Trim; Trim retracts latch/Trim relocks when key is removed		
Lever (E) x 59 x Lever (N) x *55	Freewheeling Trim; Key unlocks Trim; Trim retracts latch/Trim relocks when key is removed		
Lever (E) x 59 x Lever (N) x *59	Freewheeling Trim; Key unlocks Trim; Trim retracts latch/Trim relocks when key is removed		
<b>MP9800 Electromechanical</b>			
Lever (E) x 01 x Lever (N) x *903	Blank Escutcheon Plate	\$2,088.00	\$2,159.00
Lever (E) x 01 x Lever (N) x *905	Blank Escutcheon Plate		
Lever (E) x 40 x Lever (N) x *903	No outside Operation (No Cylinder); Pull Only		
Lever (E) x 40 x Lever (N) x *905	No outside Operation (No Cylinder); Pull Only		
Lever (E) x 49 x Lever (N) x *903	Key unlocks Trim; Trim retracts latch; Trim relocks when key is removed		
Lever (E) x 49 x Lever (N) x *905	Key unlocks Trim; Trim retracts latch; Trim relocks when key is removed		
Lever (E) x 903 x Lever (N) x 10	Electrified Trim - Fail Safe		
Lever (E) x 903 x Lever (N) x *45	Electrified Trim - Fail Safe		
Lever (E) x 905 x Lever (N) x 10	Electrified Trim - Fail Secure		
Lever (E) x 905 x Lever (N) x *45	Electrified Trim - Fail Secure		
Lever (E) x 905 x Lever (N) x *903	Electrified Trim - Fail Secure	\$2,251.00	\$2,322.00
Lever (E) x 905 x Lever (N) x *905	Electrified Trim - Fail Secure		
Lever (E) x 903 x Lever (N) x *903	Electrified Trim - Fail Safe		
Lever (E) x 903 x Lever (N) x *905	Electrified Trim - Fail Safe		

\* Not recommended for use on any door used for Life Safety egress.



**MP9800 Series**  
Multi-Point Vertical Rod Lock

**Lever: Solid Cast**  
**Escutcheon: Forged**



Note: Must designate E for exterior function or N for interior function when specifying order.

<b>MP9800A</b>		<b>613E, 626</b>	<b>605 606 611 612 613 618 625</b>
Lever (E) x 01 x Lever (N) x *49	Blank Escutcheon Plate		
Lever (E) x 01 x Lever (N) x *45	Blank Escutcheon Plate		
Lever (E) x 01 x Lever (N) x 10	Blank Escutcheon Plate		
Lever (E) x 01 x Lever (N) x *55	Blank Escutcheon Plate		
Lever (E) x 01 x Lever (N) x *59	Blank Escutcheon Plate		
Lever (E) x 10 x Lever (N) x *49	Passage only (No cylinder)		
Lever (E) x 10 x Lever (N) x *45	Passage only (No cylinder)		
Lever (E) x 10 x Lever (N) x 10	Passage only (No cylinder)		
Lever (E) x 10 x Lever (N) x *55	Passage only (No cylinder)		
Lever (E) x 10 x Lever (N) x *59	Passage only (No cylinder)	\$2,091.00	\$2,162.00
Lever (E) x 40 x Lever (N) x *49	No outside Operation (No Cylinder); Pull Only		
Lever (E) x 40 x Lever (N) x *45	No outside Operation (No Cylinder); Pull Only		
Lever (E) x 40 x Lever (N) x 10	No outside Operation (No Cylinder); Pull Only		
Lever (E) x 45 x Lever (N) x *49	Class Room Key Outside Unlocks/locks Trim		
Lever (E) x 45 x Lever (N) x *45	Class Room Key Outside Unlocks/locks Trim		
Lever (E) x 45 x Lever (N) x 10	Class Room Key Outside Unlocks/locks Trim		
Lever (E) x 49 x Lever (N) x *10	Key unlocks Trim; Trim retracts latch; Trim relocks when key is removed		
Lever (E) x 49 x Lever (N) x *45	Key unlocks Trim; Trim retracts latch; Trim relocks when key is removed		
Lever (E) x 49 x Lever (N) x *49	Key unlocks Trim; Trim retracts latch; Trim relocks when key is removed		

\* Not recommended for use on any door used for Life Safety egress.

# MP9800 Series

## Multi-Point Vertical Rod Lock



<b>MP9800A Freewheeling Trim</b>		613E, 626	605 606 611 612 613 618 625
Lever (E) x 50 x Lever (N) x *55	Freewheeling Trim; No Outside Operation	\$2,091.00	\$2,162.00
Lever (E) x 50 x Lever (N) x *59	Freewheeling Trim; No Outside Operation		
Lever (E) x 52 x Lever (N) x 52	Key outside unlocks/locks O/S trim; Key inside unlocks/locks O/S trim		
Lever (E) x 55 x Lever (N) x *10	Freewheeling Trim; Key Outside Unlocks/locks Trim		
Lever (E) x 55 x Lever (N) x 50	Freewheeling Trim; Key Outside Unlocks/locks Trim		
Lever (E) x 55 x Lever (N) x *55	Freewheeling Trim; Key Outside Unlocks/locks Trim		
Lever (E) x 55 x Lever (N) x *59	Freewheeling Trim; Key Outside Unlocks/locks Trim		
Lever (E) x 59 x Lever (N) x *10	Freewheeling Trim; Key unlocks Trim; Trim retracts latch/Trim relocks when key is removed		
Lever (E) x 59 x Lever (N) x 50	Freewheeling Trim; Key unlocks Trim; Trim retracts latch/Trim relocks when key is removed		
Lever (E) x 59 x Lever (N) x *55	Freewheeling Trim; Key unlocks Trim; Trim retracts latch/Trim relocks when key is removed		
Lever (E) x 59 x Lever (N) x *59	Freewheeling Trim; Key unlocks Trim; Trim retracts latch/Trim relocks when key is removed		
<b>MP9800A Electromechanical</b>			
Lever (E) x 01 x Lever (N) x *903	Blank Escutcheon Plate	\$2,251.00	\$2,322.00
Lever (E) x 01 x Lever (N) x *905	Blank Escutcheon Plate		
Lever (E) x 40 x Lever (N) x *903	No outside Operation (No Cylinder); Pull Only		
Lever (E) x 40 x Lever (N) x *905	No outside Operation (No Cylinder); Pull Only		
Lever (E) x 49 x Lever (N) x *903	Key unlocks Trim; Trim retracts latch; Trim relocks when key is removed		
Lever (E) x 49 x Lever (N) x *905	Key unlocks Trim; Trim retracts latch; Trim relocks when key is removed		
Lever (E) x 903 x Lever (N) x 10	Electrified Trim - Fail Safe		
Lever (E) x 903 x Lever (N) x *45	Electrified Trim - Fail Safe		
Lever (E) x 905 x Lever (N) x 10	Electrified Trim - Fail Secure		
Lever (E) x 905 x Lever (N) x *45	Electrified Trim - Fail Secure		
Lever (E) x 905 x Lever (N) x *903	Electrified Trim - Fail Secure	\$2,414.00	\$2,485.00
Lever (E) x 905 x Lever (N) x *905	Electrified Trim - Fail Secure		
Lever (E) x 903 x Lever (N) x *903	Electrified Trim - Fail Safe		
Lever (E) x 903 x Lever (N) x *905	Electrified Trim - Fail Safe		

\* Not recommended for use on any door used for Life Safety egress.

# MP9800 Series

## Multi-Point Vertical Rod Lock



MP9800		
	Piet 21G, 21L, 21M, 21S, 21W, 23M, 25M, 27M	629, 630
Lever (E) x 01 x Lever (N) x *49	Blank Escutcheon Plate	\$2,103.00
Lever (E) x 01 x Lever (N) x *45	Blank Escutcheon Plate	
Lever (E) x 01 x Lever (N) x 10	Blank Escutcheon Plate	
Lever (E) x 01 x Lever (N) x *55	Blank Escutcheon Plate	
Lever (E) x 01 x Lever (N) x 59	Blank Escutcheon Plate	
Lever (E) x 10 x Lever (N) x *49	Passage only (No cylinder)	
Lever (E) x 10 x Lever (N) x *45	Passage only (No cylinder)	
Lever (E) x 10 x Lever (N) x 10	Passage only (No cylinder)	
Lever (E) x 10 x Lever (N) x *55	Passage only (No cylinder)	
Lever (E) x 10 x Lever (N) x *59	Passage only (No cylinder)	
Lever (E) x 40 x Lever (N) x *49	No outside Operation (No Cylinder); Pull Only	
Lever (E) x 40 x Lever (N) x *45	No outside Operation (No Cylinder); Pull Only	
Lever (E) x 40 x Lever (N) x 10	No outside Operation (No Cylinder); Pull Only	
Lever (E) x 45 x Lever (N) x *49	Class Room Key Outside Unlocks/locks Trim	
Lever (E) x 45 x Lever (N) x *45	Class Room Key Outside Unlocks/locks Trim	
Lever (E) x 45 x Lever (N) x 10	Class Room Key Outside Unlocks/locks Trim	
Lever (E) x 49 x Lever (N) x *10	Key unlocks Trim; Trim retracts latch; Trim relocks when key is removed	
Lever (E) x 49 x Lever (N) x *45	Key unlocks Trim; Trim retracts latch; Trim relocks when key is removed	
Lever (E) x 49 x Lever (N) x *49	Key unlocks Trim; Trim retracts latch; Trim relocks when key is removed	
MP9800 Freewheeling Trim		
Lever (E) x 50 x Lever (N) x *55	Freewheeling Trim; No Outside Operation	\$2,103.00
Lever (E) x 50 x Lever (N) x *59	Freewheeling Trim; No Outside Operation	
Lever (E) x 52 x Lever (N) x 52	Key outside unlocks/locks O/S trim; Key inside unlocks/locks O/S trim	
Lever (E) x 55 x Lever (N) x *10	Freewheeling Trim; Key Outside Unlocks/locks Trim	
Lever (E) x 55 x Lever (N) x 50	Freewheeling Trim; Key Outside Unlocks/locks Trim	
Lever (E) x 55 x Lever (N) x *55	Freewheeling Trim; Key Outside Unlocks/locks Trim	
Lever (E) x 55 x Lever (N) x *59	Freewheeling Trim; Key Outside Unlocks/locks Trim	
Lever (E) x 59 x Lever (N) x *10	Freewheeling Trim; Key unlocks Trim; Trim retracts latch/Trim relocks when key is removed	
Lever (E) x 59 x Lever (N) x 50	Freewheeling Trim; Key unlocks Trim; Trim retracts latch/Trim relocks when key is removed	
Lever (E) x 59 x Lever (N) x *55	Freewheeling Trim; Key unlocks Trim; Trim retracts latch/Trim relocks when key is removed	
Lever (E) x 59 x Lever (N) x *59	Freewheeling Trim; Key unlocks Trim; Trim retracts latch/Trim relocks when key is removed	
MP9800 Electromechanical		
Lever (E) x 01 x Lever (N) x *903	Blank Escutcheon Plate	\$2,263.00
Lever (E) x 01 x Lever (N) x *905	Blank Escutcheon Plate	
Lever (E) x 40 x Lever (N) x *903	No outside Operation (No Cylinder); Pull Only	
Lever (E) x 40 x Lever (N) x *905	No outside Operation (No Cylinder); Pull Only	
Lever (E) x 49 x Lever (N) x *903	Key unlocks Trim; Trim retracts latch; Trim relocks when key is removed	
Lever (E) x 49 x Lever (N) x *905	Key unlocks Trim; Trim retracts latch; Trim relocks when key is removed	
Lever (E) x 903 x Lever (N) x 10	Electrified Trim - Fail Safe	\$2,426.00
Lever (E) x 903 x Lever (N) x *45	Electrified Trim - Fail Safe	
Lever (E) x 905 x Lever (N) x 10	Electrified Trim - Fail Secure	
Lever (E) x 905 x Lever (N) x *45	Electrified Trim - Fail Secure	
Lever (E) x 905 x Lever (N) x *903	Electrified Trim - Fail Secure	
Lever (E) x 905 x Lever (N) x *905	Electrified Trim - Fail Secure	
Lever (E) x 903 x Lever (N) x *903	Electrified Trim - Fail Safe	
Lever (E) x 903 x Lever (N) x *905	Electrified Trim - Fail Safe	

\* Not recommended for use on any door used for Life Safety egress.

# MP9800 Series

## Multi-Point Vertical Rod Lock



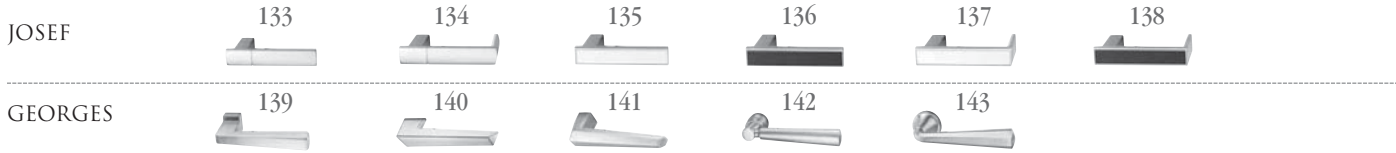
PIET\*



MP9800A		
	Piet 21G, 21L, 21M, 21S, 21W, 23M, 25M, 27M	629, 630
Lever (E) x 01 x Lever (N) x *49	Blank Escutcheon Plate	\$2,266.00
Lever (E) x 01 x Lever (N) x *45	Blank Escutcheon Plate	
Lever (E) x 01 x Lever (N) x 10	Blank Escutcheon Plate	
Lever (E) x 01 x Lever (N) x *55	Blank Escutcheon Plate	
Lever (E) x 01 x Lever (N) x 59	Blank Escutcheon Plate	
Lever (E) x 10 x Lever (N) x *49	Passage only (No cylinder)	
Lever (E) x 10 x Lever (N) x *45	Passage only (No cylinder)	
Lever (E) x 10 x Lever (N) x 10	Passage only (No cylinder)	
Lever (E) x 10 x Lever (N) x *55	Passage only (No cylinder)	
Lever (E) x 10 x Lever (N) x *59	Passage only (No cylinder)	
Lever (E) x 40 x Lever (N) x *49	No outside Operation (No Cylinder); Pull Only	
Lever (E) x 40 x Lever (N) x *45	No outside Operation (No Cylinder); Pull Only	
Lever (E) x 40 x Lever (N) x 10	No outside Operation (No Cylinder); Pull Only	
Lever (E) x 45 x Lever (N) x *49	Class Room Key Outside Unlocks/locks Trim	
Lever (E) x 45 x Lever (N) x *45	Class Room Key Outside Unlocks/locks Trim	
Lever (E) x 45 x Lever (N) x 10	Class Room Key Outside Unlocks/locks Trim	
Lever (E) x 49 x Lever (N) x *10	Key unlocks Trim; Trim retracts latch; Trim relocks when key is removed	
Lever (E) x 49 x Lever (N) x *45	Key unlocks Trim; Trim retracts latch; Trim relocks when key is removed	
Lever (E) x 49 x Lever (N) x *49	Key unlocks Trim; Trim retracts latch; Trim relocks when key is removed	
MP9800A Freewheeling Trim		
Lever (E) x 50 x Lever (N) x *55	Freewheeling Trim; No Outside Operation	\$2,266.00
Lever (E) x 50 x Lever (N) x *59	Freewheeling Trim; No Outside Operation	
Lever (E) x 52 x Lever (N) x 52	Key outside unlocks/locks O/S trim; Key inside unlocks/locks O/S trim	
Lever (E) x 55 x Lever (N) x *10	Freewheeling Trim; Key Outside Unlocks/locks Trim	
Lever (E) x 55 x Lever (N) x 50	Freewheeling Trim; Key Outside Unlocks/locks Trim	
Lever (E) x 55 x Lever (N) x *55	Freewheeling Trim; Key Outside Unlocks/locks Trim	
Lever (E) x 55 x Lever (N) x *59	Freewheeling Trim; Key Outside Unlocks/locks Trim	
Lever (E) x 59 x Lever (N) x *10	Freewheeling Trim; Key unlocks Trim; Trim retracts latch/Trim relocks when key is removed	
Lever (E) x 59 x Lever (N) x 50	Freewheeling Trim; Key unlocks Trim; Trim retracts latch/Trim relocks when key is removed	
Lever (E) x 59 x Lever (N) x *55	Freewheeling Trim; Key unlocks Trim; Trim retracts latch/Trim relocks when key is removed	
Lever (E) x 59 x Lever (N) x *59	Freewheeling Trim; Key unlocks Trim; Trim retracts latch/Trim relocks when key is removed	
MP9800A Electromechanical		
Lever (E) x 01 x Lever (N) x *903	Blank Escutcheon Plate	\$2,426.00
Lever (E) x 01 x Lever (N) x *905	Blank Escutcheon Plate	
Lever (E) x 40 x Lever (N) x *903	No outside Operation (No Cylinder); Pull Only	
Lever (E) x 40 x Lever (N) x *905	No outside Operation (No Cylinder); Pull Only	
Lever (E) x 49 x Lever (N) x *903	Key unlocks Trim; Trim retracts latch; Trim relocks when key is removed	
Lever (E) x 49 x Lever (N) x *905	Key unlocks Trim; Trim retracts latch; Trim relocks when key is removed	
Lever (E) x 903 x Lever (N) x 10	Electrified Trim - Fail Safe	
Lever (E) x 903 x Lever (N) x *45	Electrified Trim - Fail Safe	
Lever (E) x 905 x Lever (N) x 10	Electrified Trim - Fail Secure	
Lever (E) x 905 x Lever (N) x *45	Electrified Trim - Fail Secure	
Lever (E) x 905 x Lever (N) x *903	Electrified Trim - Fail Secure	\$2,589.00
Lever (E) x 905 x Lever (N) x *905	Electrified Trim - Fail Secure	
Lever (E) x 903 x Lever (N) x *903	Electrified Trim - Fail Safe	
Lever (E) x 903 x Lever (N) x *905	Electrified Trim - Fail Safe	

\* Not recommended for use on any door used for Life Safety egress.

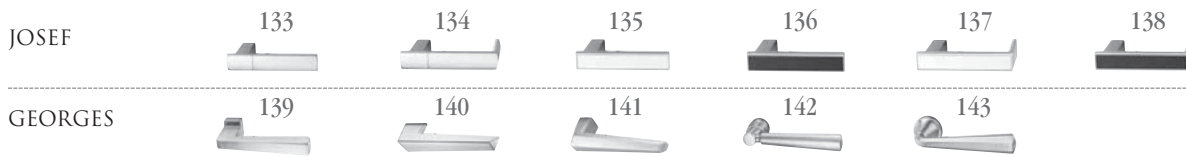
## MP9800 Series Multi-Point Vertical Rod Lock



<b>MP9800</b>		<b>613E, 626</b>	<b>605 606 611 612 613 618 625</b>
	<b>Josef, Georges Levers</b>		
Lever (E) x 01 x Lever (N) x *49	Blank Escutcheon Plate		
Lever (E) x 01 x Lever (N) x *45	Blank Escutcheon Plate		
Lever (E) x 01 x Lever (N) x 10	Blank Escutcheon Plate		
Lever (E) x 01 x Lever (N) x *55	Blank Escutcheon Plate		
Lever (E) x 01 x Lever (N) x 59	Blank Escutcheon Plate		
Lever (E) x 10 x Lever (N) x *49	Passage only (No cylinder)		
Lever (E) x 10 x Lever (N) x *45	Passage only (No cylinder)		
Lever (E) x 10 x Lever (N) x 10	Passage only (No cylinder)		
Lever (E) x 10 x Lever (N) x *55	Passage only (No cylinder)		
Lever (E) x 10 x Lever (N) x *59	Passage only (No cylinder)	\$2,026.00	\$2,103.00
Lever (E) x 40 x Lever (N) x *49	No outside Operation (No Cylinder); Pull Only		
Lever (E) x 40 x Lever (N) x *45	No outside Operation (No Cylinder); Pull Only		
Lever (E) x 40 x Lever (N) x 10	No outside Operation (No Cylinder); Pull Only		
Lever (E) x 45 x Lever (N) x *49	Class Room Key Outside Unlocks/locks Trim		
Lever (E) x 45 x Lever (N) x *45	Class Room Key Outside Unlocks/locks Trim		
Lever (E) x 45 x Lever (N) x 10	Class Room Key Outside Unlocks/locks Trim		
Lever (E) x 49 x Lever (N) x *10	Key unlocks Trim; Trim retracts latch; Trim relocks when key is removed		
Lever (E) x 49 x Lever (N) x *45	Key unlocks Trim; Trim retracts latch; Trim relocks when key is removed		
Lever (E) x 49 x Lever (N) x *49	Key unlocks Trim; Trim retracts latch; Trim relocks when key is removed		
<b>MP9800 Freewheeling Trim</b>			
Lever (E) x 50 x Lever (N) x *55	Freewheeling Trim; No Outside Operation		
Lever (E) x 50 x Lever (N) x *59	Freewheeling Trim; No Outside Operation		
Lever (E) x 52 x Lever (N) x 52	Key outside unlocks/locks O/S trim; Key inside unlocks/locks O/S trim		
Lever (E) x 55 x Lever (N) x *10	Freewheeling Trim; Key Outside Unlocks/locks Trim		
Lever (E) x 55 x Lever (N) x 50	Freewheeling Trim; Key Outside Unlocks/locks Trim		
Lever (E) x 55 x Lever (N) x *55	Freewheeling Trim; Key Outside Unlocks/locks Trim	\$2,026.00	\$2,103.00
Lever (E) x 55 x Lever (N) x *59	Freewheeling Trim; Key Outside Unlocks/locks Trim		
Lever (E) x 59 x Lever (N) x *10	Freewheeling Trim; Key unlocks Trim; Trim retracts latch/Trim relocks when key is removed		
Lever (E) x 59 x Lever (N) x 50	Freewheeling Trim; Key unlocks Trim; Trim retracts latch/Trim relocks when key is removed		
Lever (E) x 59 x Lever (N) x *55	Freewheeling Trim; Key unlocks Trim; Trim retracts latch/Trim relocks when key is removed		
Lever (E) x 59 x Lever (N) x *59	Freewheeling Trim; Key unlocks Trim; Trim retracts latch/Trim relocks when key is removed		
<b>MP9800 Electromechanical</b>			
Lever (E) x 01 x Lever (N) x *903	Blank Escutcheon Plate		
Lever (E) x 01 x Lever (N) x *905	Blank Escutcheon Plate		
Lever (E) x 40 x Lever (N) x *903	No outside Operation (No Cylinder); Pull Only		
Lever (E) x 40 x Lever (N) x *905	No outside Operation (No Cylinder); Pull Only		
Lever (E) x 49 x Lever (N) x *903	Key unlocks Trim; Trim retracts latch; Trim relocks when key is removed	\$2,186.00	\$2,263.00
Lever (E) x 49 x Lever (N) x *905	Key unlocks Trim; Trim retracts latch; Trim relocks when key is removed		
Lever (E) x 903 x Lever (N) x 10	Electrified Trim - Fail Safe		
Lever (E) x 903 x Lever (N) x *45	Electrified Trim - Fail Safe		
Lever (E) x 905 x Lever (N) x 10	Electrified Trim - Fail Secure		
Lever (E) x 905 x Lever (N) x *45	Electrified Trim - Fail Secure		
Lever (E) x 905 x Lever (N) x *903	Electrified Trim - Fail Secure	\$2,349.00	\$2,426.00
Lever (E) x 905 x Lever (N) x *905	Electrified Trim - Fail Secure		
Lever (E) x 903 x Lever (N) x *903	Electrified Trim - Fail Safe		
Lever (E) x 903 x Lever (N) x *905	Electrified Trim - Fail Safe		

\* Not recommended for use on any door used for Life Safety egress.

**MP9800 Series**  
Multi-Point Vertical Rod Lock



<b>MP9800A</b>		613E, 626	605 606 611 612 613 618 625
	<b>Josef, Georges Levers</b>		
Lever (E) x 01 x Lever (N) x *49	Blank Escutcheon Plate		
Lever (E) x 01 x Lever (N) x *45	Blank Escutcheon Plate		
Lever (E) x 01 x Lever (N) x 10	Blank Escutcheon Plate		
Lever (E) x 01 x Lever (N) x *55	Blank Escutcheon Plate		
Lever (E) x 01 x Lever (N) x 59	Blank Escutcheon Plate		
Lever (E) x 10 x Lever (N) x *49	Passage only (No cylinder)		
Lever (E) x 10 x Lever (N) x *45	Passage only (No cylinder)		
Lever (E) x 10 x Lever (N) x 10	Passage only (No cylinder)		
Lever (E) x 10 x Lever (N) x *55	Passage only (No cylinder)		
Lever (E) x 10 x Lever (N) x *59	Passage only (No cylinder)	\$2,189.00	\$2,266.00
Lever (E) x 40 x Lever (N) x *49	No outside Operation (No Cylinder); Pull Only		
Lever (E) x 40 x Lever (N) x *45	No outside Operation (No Cylinder); Pull Only		
Lever (E) x 40 x Lever (N) x 10	No outside Operation (No Cylinder); Pull Only		
Lever (E) x 45 x Lever (N) x *49	Class Room Key Outside Unlocks/locks Trim		
Lever (E) x 45 x Lever (N) x *45	Class Room Key Outside Unlocks/locks Trim		
Lever (E) x 45 x Lever (N) x 10	Class Room Key Outside Unlocks/locks Trim		
Lever (E) x 49 x Lever (N) x *10	Key unlocks Trim; Trim retracts latch; Trim relocks when key is removed		
Lever (E) x 49 x Lever (N) x *45	Key unlocks Trim; Trim retracts latch; Trim relocks when key is removed		
Lever (E) x 49 x Lever (N) x *49	Key unlocks Trim; Trim retracts latch; Trim relocks when key is removed		
<b>MP9800A Freewheeling Trim</b>			
Lever (E) x 50 x Lever (N) x *55	Freewheeling Trim; No Outside Operation		
Lever (E) x 50 x Lever (N) x *59	Freewheeling Trim; No Outside Operation		
Lever (E) x 52 x Lever (N) x 52	Key outside unlocks/locks O/S trim; Key inside unlocks/locks O/S trim		
Lever (E) x 55 x Lever (N) x *10	Freewheeling Trim; Key Outside Unlocks/locks Trim		
Lever (E) x 55 x Lever (N) x 50	Freewheeling Trim; Key Outside Unlocks/locks Trim		
Lever (E) x 55 x Lever (N) x *55	Freewheeling Trim; Key Outside Unlocks/locks Trim	\$2,189.00	\$2,266.00
Lever (E) x 55 x Lever (N) x *59	Freewheeling Trim; Key Outside Unlocks/locks Trim		
Lever (E) x 59 x Lever (N) x *10	Freewheeling Trim; Key unlocks Trim; Trim retracts latch/Trim relocks when key is removed		
Lever (E) x 59 x Lever (N) x 50	Freewheeling Trim; Key unlocks Trim; Trim retracts latch/Trim relocks when key is removed		
Lever (E) x 59 x Lever (N) x *55	Freewheeling Trim; Key unlocks Trim; Trim retracts latch/Trim relocks when key is removed		
Lever (E) x 59 x Lever (N) x *59	Freewheeling Trim; Key unlocks Trim; Trim retracts latch/Trim relocks when key is removed		
<b>MP9800A Electromechanical</b>			
Lever (E) x 01 x Lever (N) x *903	Blank Escutcheon Plate		
Lever (E) x 01 x Lever (N) x *905	Blank Escutcheon Plate		
Lever (E) x 40 x Lever (N) x *903	No outside Operation (No Cylinder); Pull Only		
Lever (E) x 40 x Lever (N) x *905	No outside Operation (No Cylinder); Pull Only		
Lever (E) x 49 x Lever (N) x *903	Key unlocks Trim; Trim retracts latch; Trim relocks when key is removed	\$2,349.00	\$2,426.00
Lever (E) x 49 x Lever (N) x *905	Key unlocks Trim; Trim retracts latch; Trim relocks when key is removed		
Lever (E) x 903 x Lever (N) x 10	Electrified Trim - Fail Safe		
Lever (E) x 903 x Lever (N) x *45	Electrified Trim - Fail Safe		
Lever (E) x 905 x Lever (N) x 10	Electrified Trim - Fail Secure		
Lever (E) x 905 x Lever (N) x *45	Electrified Trim - Fail Secure		
Lever (E) x 905 x Lever (N) x *903	Electrified Trim - Fail Secure		
Lever (E) x 905 x Lever (N) x *905	Electrified Trim - Fail Secure	\$2,512.00	\$2,589.00
Lever (E) x 903 x Lever (N) x *903	Electrified Trim - Fail Safe		
Lever (E) x 903 x Lever (N) x *905	Electrified Trim - Fail Safe		

\* Not recommended for use on any door used for Life Safety egress.

# MP9800 Series

## Multi-Point Vertical Rod Lock



*Cylinder Options	Specify	Add or Deduct
Conventional 6-pin	6P	Add \$83.00 per cylinder
Conventional 7-pin	7P	Add \$85.00 per cylinder
Pyramid Security fixed core	PS	Add \$138.00 per cylinder
Pyramid Security IC	PCS	Add \$197.00 per cylinder
Pyramid High Security fixed core	PHS	Add \$167.00 per cylinder
Pyramid High Security IC	PCHS	Add \$235.00 per cylinder
Pyramid IC with temporary construction core	CTP	Add \$154.00 per cylinder
Pyramid IC with temporary disposable core	CTPD	Add \$83.00 per cylinder
Pyramid IC less core	CLP	Add \$83.00 per cylinder
Security	HS	Add \$189.00 per cylinder
Security IC	CHS	Add \$259.00 per cylinder
Blockout function	BO	Add \$172.00 per cylinder
IC 6-pin	C6	Add \$154.00 per cylinder
IC 6-pin with temporary construction core(Red)	CT6R	Add \$154.00 per cylinder
IC 6-pin with temporary construction core(Blue)	CT6B	Add \$154.00 per cylinder
IC 6-pin with temporary construction core(Green)	CT6G	Add \$154.00 per cylinder
IC 6-pin with temporary disposable core	CT6D	Add \$83.00 per cylinder
IC 6-pin less core	CL6	Add \$83.00 per cylinder
SFIC 6-pin with Less Core	CLS6	Add \$83.00 per cylinder
IC 6-pin with SFIC disposable temporary core	CT6SD	Add \$83.00 per cylinder
IC 7-pin	C7	Add \$158.00 per cylinder
IC 7-pin with temporary construction core(Red)	CT7R	Add \$158.00 per cylinder
IC 7-pin with temporary construction core(Blue)	CT7B	Add \$158.00 per cylinder
IC 7-pin with temporary construction core(Green)	CT7G	Add \$158.00 per cylinder
IC 7-pin with temporary disposable core	CT7D	Add \$85.00 per cylinder
IC 7-pin less core	CL7	Add \$85.00 per cylinder
SFIC 7-pin with Less Core	CLS7	Add \$85.00 per cylinder
IC 7-pin with SFIC disposable temporary core	CTS7SD	Add \$85.00 per cylinder
*Keying Options	Specify Quick Code	Add or Deduct
O-Bitted with 2 blank keys	STDKEY	No Charge
Keyed random	KR Specify Keyset	No Charge
Master keyed (all cylinders except 8000, 8020, 8027 IC core)	MK	Add \$16.00 per cylinder
Master keyed Pyramid	MK	Add \$16.00 per cylinder
Master keyed Security (including IC cylinder and core)	MK	Add \$16.00 per cylinder
Master keyed (8000, 8020, 8027 IC core)	MK-IC	No Charge
Master keyed to customer bittings or sample key	MK-CB	Add \$16.00 per cylinder
Construction master keyed	CMK	Add \$16.00 per cylinder
No Stamping	VKCO	\$4.50
Keys only	VKC1	No Charge
Cylinders and Keys	VKC2	\$8.00
Cylinders only	VKC3	\$8.00
CKC cylinders with VKC keys	CKC2	\$8.00
CKC cylinders only	CKC3	\$8.00

Copyright © 2002 - 2017 Corbin Russwin, Inc.

**MP9800 Series**  
Multi-Point Vertical Rod Lock



Door Height Options	Specify	Add or Deduct
7'0"	Standard	No Charge
7'2"	H702	
7'6"	H706	
8'0"	H0800	
9'0"	H0900	
10'0"	H1000	
Door Thickness	Specify	Add or Deduct
1-3/4" (44mm)	Standard	No Charge
2" (51mm)	D200	No Charge
2-1/4" (57mm)	D214	No Charge
Motorized Electric Latch Retraction	Specify	Add or Deduct
Electric Latch Retraction	MELR	Add \$835.00 per device



# MP9800 Series

## Multi-Point Vertical Rod Lock



Miscellaneous Options	Specify	Add or Deduct
Spanner Head Screw	M02	Add \$32.00 per device
Torx® head screws	M04	Add \$42.00 per device
Knurling outside and inside	M20	Add \$139.00 per device
Knurling outside only	M21	Add \$65.00 per device
Knurling inside only	M22	Add \$74.00 per device
Abrasive coat outside and inside (trim and device)	M23	Add \$88.00 per device
Abrasive coat inside only (device side)	M24	Add \$46.00 per device
Abrasive coat outside only (trim side)	M25	Add \$42.00 per device
Less bottom vertical rod	M55	No Charge
Latchbolt Monitoring	M91	Add \$217.00 per device
O/S Lever Monitoring	M93	Add \$204.00 per device
I/S Lever Monitoring	M92	Add \$204.00 per device
Windstorm	M107	Add \$115.00 per device
Aluminum Door	MPAD	No Charge
Rectangular Back Plate (Required for Wood Door - MPWD)	MPER	
Back Plate (Required for Wood Door - MPWD)	MPES	
Lever Hold Back	MPHB	Add \$20.00 per device
Fire Rated Wood Door	MPWD	No Charge
aux control (classroom)	AUX155	Add \$582.00 per device
aux control (storeroom)	AUX159	Add \$582.00 per device
MicroShield® Antimicrobial finish coating	626C	Add \$62.00 (Exit Devices & Trims (ordered separately) Add \$76.00 (Exit Devices & Outside Trims (ordered together)
MicroShield® Antimicrobial finish coating	630C	Add \$62.00 (Exit Devices & Trims (ordered separately) Add \$76.00 (Exit Devices & Outside Trims (ordered together)

EXIT DEVICES	PAGES
MicroShield® How to Order, Pricing	253
MicroShield® Notes	254
<b>ED3000 Crossbar Series:</b>	
ED3000 Series Standard Features	255
ED3000 Series Ordering Examples	256
ED3000 Series: Rim ED3200	257
ED3000 Series: Surface Vertical Rod ED3400 Series, Mortise ED3600 Series	258
ED3000 Series Escutcheon Trim Designs: A33 Armstrong, C33 Citation, D33 Dirke, L33 Lustra	259
ED3000 Series Escutcheon Trim Designs: N33 Newport, PR33 Princeton, R33 Regis	260
ED3000 Series Escutcheon Trim Designs: T33 D Grip, T34 Round Grip, T35 Sectional Grip, Auxiliary Control/Inside Lever Assembly: 3357T Nightlatch	261
ED3000 Series Offset Pull Trim & Cylinder Options	262
ED3000 Series Keying Options	263
ED3000 Series Strike Options	264
ED3000 Series Miscellaneous, Door Width, Door Thickness, Door Height Options	265
ED3000 Series Mullions, Removable Mullions, Key Removable Mullions, Mullion Cylinder Options, Ordering Examples	266
<b>ED4000 Narrow Stile Pushpad Series:</b>	
ED4000 Series How to Order	267
ED4000 Series Standard Features	268
ED4000 Series Ordering Example	269
ED4000 Series: ED4200S, ED4200, ED4400, ED4800	270
ED4000 Series Escutcheon Trim Designs: A8 Armstrong, C8 Citation, D8 Dirke	271
ED4000 Series Escutcheon Trim Designs: E8 Essex, L8 Lustra, N8 Newport, R8 Regis	272
ED4000 Series Escutcheon Trim Designs: PR8 Princeton, G8 Global, F4 Plate, O8 Plate x Thumbturn	273
ED4000 Series Escutcheon Trim Designs: O14 Plate x Thumbturn, T14 Pull/Thumbpiece, P10 Pull, K1 Key Only	274
ED4000 Series Pull Trim & Accessories	275
ED4000 Series Cylinder & Keying Options	276
ED4000 Series Door Height Options for ED4400, ED4800 Series, Width, Thickness, Strike Options	277
ED4000 Series Miscellaneous Options, Removable Mullion	278
<b>ED5000 Pushpad Series:</b>	
ED5000 Series How to Order	279
ED5000 Series Standard Features	280
ED5000 Series Ordering Examples	281
ED5000 Series: ED5200S, ED5200, ED5400, ED5600, ED5800, ED5000DB	282
ED5000 Series Escutcheon Trim Designs: A9 Armstrong, C9 Citation, D9 Dirke	283
ED5000 Series Escutcheon Trim Designs: E9 Essex, L9 Lustra, N9 Newport, R9 Regis	284
ED5000 Series Escutcheon Trim Designs: PR9 Princeton, F9, G9, VT9	285
ED5000 Series Escutcheon Trim Designs: FR9 Frascati, M9 Merlot, Z9 Zinfandel	286
ED5000 Series Escutcheon Trim Designs: TH900 Pull/Thumbpiece, P9 Pull, K1 Key Only	287
ED5000 Series Escutcheon Trim Designs: A4M Armstrong, C9M Citation, D9M Dirke	288
ED5000 Series Escutcheon Trim Designs: E9M Essex, L9M Lustra, N9M Newport	289
ED5000 Series Escutcheon Trim Designs: R9M Regis, PR9M Princeton, F9, G9M	290
ED5000 Series Escutcheon Trim Designs: FR9M Frascati, M9M Merlot, Z9M Zinfandel	291
ED5000 Series Escutcheon Trim Designs: TH900, TH9M00 Pull/Thumbpiece,	292
ED5000 Series Escutcheon Trim Designs: P9M Pull, VT9M, K1M Key Only	293
ED5000 Series Escutcheon Trim Designs: L9 Lustra, N9 Newport, R9 Regis, PR9 Princeton	294
ED5000 Series Escutcheon Trim Designs: FR9 Frascati, M9 Merlot, Z9 Zinfandel	295
ED5000 Series Offset Pull Trim P12, P13, P14, Electrified Options, Delayed Egress Device, Retrofit MELR Kit:	296
ED5000 Series Electrified Accessories	297
ED5000 Series Cylinder & Keying Options	298
ED5000 Series Door Height, Door Width, Door Thickness, Strike Options	299
ED5000 Series Miscellaneous Options, Surface Bolt	300
ED5000 Series Mullions, Removable Mullions, Key Removable Mullions, Mullions Cylinder Options	301

EXIT DEVICES

PAGES


**ED7000 Narrow Stile Crossbar Series:**

ED7000 Series Standard Features	302
ED7000 Series Ordering Example	303
ED7000 Series: ED7200, ED7400, ED7600, ED7800	304
ED7000 Series Pull Trim Designs: P4 D Grip Pull, P5 Round Grip Pull, P6 Pull, P7 Plate	305
ED7000 Series Escutcheon Trim Designs: C4 Citation, D4 Dirke, O3 D Grip Operator, O4 Round Grip Operator	306
ED7000 Series Escutcheon Trim Designs: C4M Citation, D4M Dirke, G6M Global	307
ED7000 Series Escutcheon Trim Designs: T11M D Grip, T12M Round Grip, O5 Operator, Offset Pull Trim: P12, P13, P14	308
ED7000 Series Cylinder & Keying Options	309
ED7000 Series Strike Options	310
ED7000 Series Door Width, Door Thickness, Door Height, Miscellaneous Options	311
ED7000 Series Mortise Lock Only, Removable Mullion Ordering Example	312

**ED8000 Pushpad Series:**

ED8000 Series Standard Features	313
ED8000 Series Ordering Example	314
ED8000 Series: Rim ED8200, Vertical Rod ED8400	315
ED8000 Series Rose Trim Designs: A6 Armstrong, N6 Newport, PR6 Princeton	316
ED8000 Series Rose Trim G10 Global, Flat Plate Trim F1 Flat Plate, Pull Trim Design P1 Z-Pull	317
ED8000 Series Pull Trim: P2 Offset Pull, P8 Wing Pull, KO Key Only, Offset Pull Trim: P12, P13, P14	318
ED8000 Series Cylinder Options	319
ED8000 Series Keying, Door Width, Door Thickness, Door Height Options	320
ED8000 Series Miscellaneous & Strike Options	321
ED8000 Series Alarm Kit, Mullions, Door Height Options, Mullions Cylinder Options	322



Look for the   
MicroShield icon.

ED3000  
ED4000  
ED5000  
ED7000

**MicroShield®**

As part of their promise to provide innovative solutions to their customers, certain ASSA ABLOY Group brands offer the MicroShield® technology, a silver-based antimicrobial coating designed to inhibit the growth of bacteria.

MicroShield® is a registered trademark of Yale Security Inc., an ASSA ABLOY Group company.

Product	Series	MicroShield® Coated Components
Exit Devices	ED4000 and ED5000 Series	Inside rail, push rail, head cover, end cap* Outside trim: levers/pull* and escutcheons
	ED3000 and ED7000 Series	Active/Inactive case covers, cross bar, arms Outside trim: levers/pull* and escutcheons

**AVAILABLE FINISHES**

- MicroShield® is available on 626 and 630. Other finishes available by Special Product Application Request Form only.
- Specify 626C (satin chrome plated) or 630C (satin stainless steel) when ordering.
- MicroShield® coating will be applied over 626 and 630 finishes. All components will match 626.

*Note: MicroShield® coating will only be applied to "high touch" components.*

**HOW TO ORDER**

Product	How to Order
Exit Devices & Outside Trims (ordered together)	ED5200 x C955 x 630C x LHR
Exit Devices & Trims (ordered separately)	N955 x 630C x RHR

Description	Add
Exit Devices & Outside Trims (ordered together)	Add \$76.00 (when ordered together)
Exit Devices & Trims (ordered separately)	Add \$62.00

A large empty rectangular box with a thin black border, intended for handwritten notes.

**Standard Features**

**Handing**

Handed, specify hand

**Door Thickness**

1-3/4"

**Backset**

2-3/4"

**Projection**

5-3/4"; 4-1/2" depressed

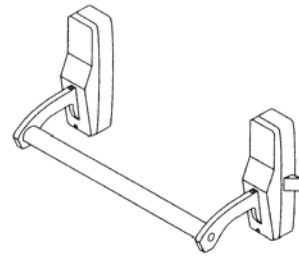
**Trim**

Cylinder is not included.  
See page 246 for  
cylinder options.

**Rim**

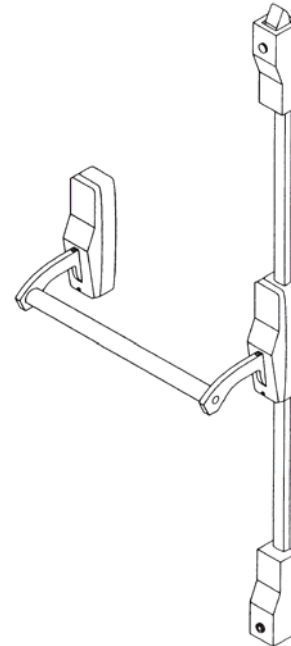
ED3200  
ED3200A

Panic  
3 Hour Fire Rated



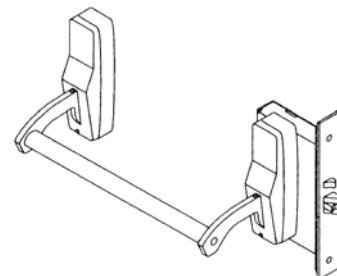
**Surface Vertical Rod**

ED3400    Panic  
ED3400A    3 Hour Fire Rated



**Mortise**

ED3600    Panic  
ED3600A    3 Hour Fire Rated



**Ordering Examples**

**Rim Exit Device**

Quantity	Exit Device	Finish	Hand	Misc. Options
20	ED3250	630	RHR	M51-M54

**Rim Exit Device with Trim**

Quantity	Exit Device	Trim	Finish	Hand	Door Thickness	Door Width	Misc. Options
50	ED3255A	A3355	630	RHR	D200	W048	M53

**Trim Only (Rim Exit Device or Vertical Rod)**

Quantity	Exit Device	Finish	Hand
10	L3310	606	RHR

**Surface Vertical Rod Exit Device with Trim**

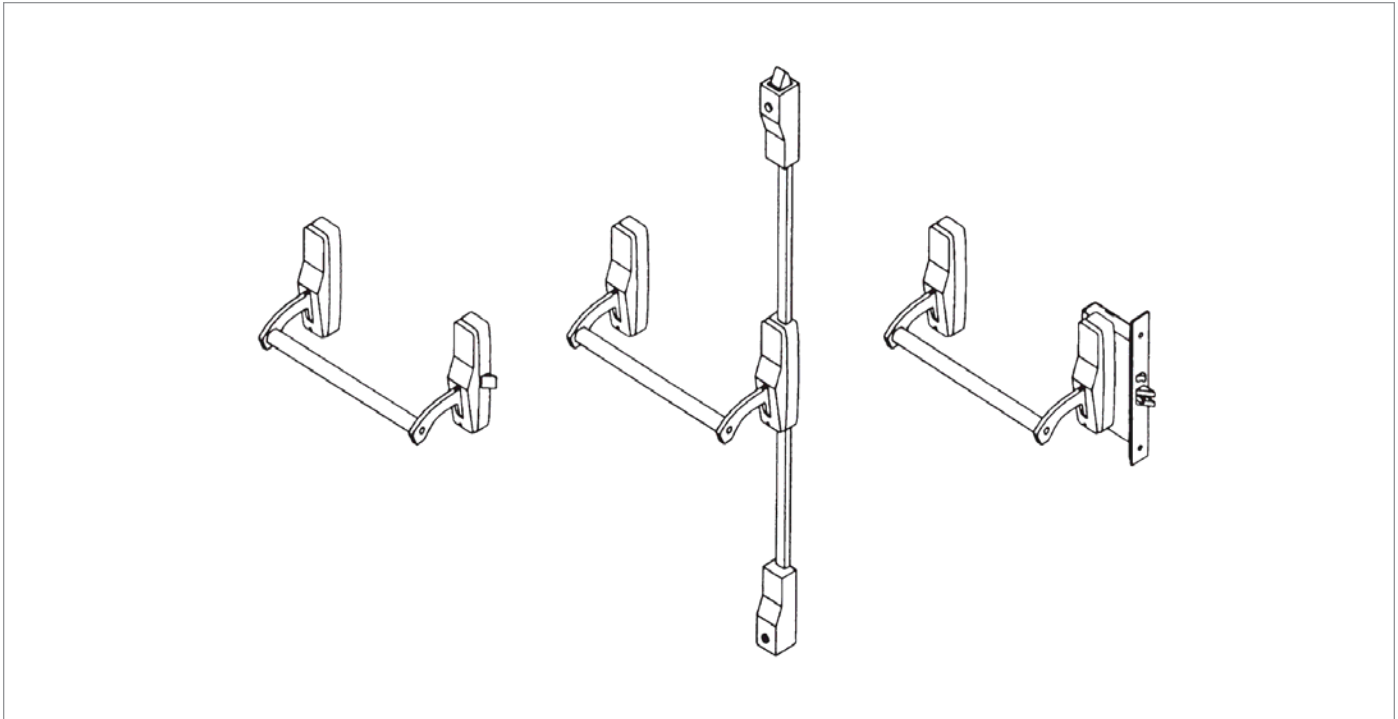
Quantity	Exit Device	Trim	Finish	Hand	Door Thickness	Door Width	Misc. Options
50	ED3410	R3310	606	RHR	D214	W048	H1000

**Mortise Exit Device with Trim**

Quantity	Exit Device	Trim	Finish	Hand	Door Thickness	Strike	Door Width
50	ED3657	L3357	630	LHR	D200	SB200	W048

**Contract/Detailed Order - Rim Exit Device with Trim**

Quantity	Keyset	Exit Device	Trim	Finish	Hand	Door Thickness	Door Width	Optional Cylinders	Keying
50	AA1	ED3255	N3355	630	LHR	D200	W048	C6	VKC3



**36" Device Only**

Includes device, strike(s) and screw pack. No cylinder or trim.

**Rim ED3200 Series**

Function	Description	Finish: 613E	Finish: 605, 606, 611, 612, 613, 629, 630
ED3210	Panic device only (Passage)	\$1,749.00	\$1,919.00
ED3250	Panic device only (Dummy)		
ED3255	Panic (Classroom)		
ED3257	Panic (Nightlatch)		
ED3210T	Thumb Piece (Passage)		
ED3255T	Thumb Piece (Classroom)	\$1,912.00	\$2,082.00
ED3210A	3 Hour Fire Rated (Passage)		
ED3250A	3 Hour Fire Rated (Dummy)		
ED3255A	3 Hour Fire Rated (Classroom)		
ED3257A	3 Hour Fire Rated (Nightlatch)		
ED3210AT	Thumb Piece – 3 Hour Fire Rated (Passage)		
ED3255AT	Thumb Piece – 3 Hour Fire Rated (Classroom)		

For rim and surface vertical rod exit trim prices, see pages 269-272.

For fire rated rim exit trim prices, see pages 273-276.

For mortise exit device trim prices see pages 277-280.

**Caution:** Be sure of your measurements. Exit devices are NOT returnable.

Notes:

For doors over 1-3/4" thick, a Special Application Request must be submitted to the factory prior to approval and pricing.



**Surface Vertical Rod ED3400 Series**

Function	Description	Finish: 613E	Finish: 605, 606, 611, 612, 613, 629, 630
ED3410	Panic (Passage)	\$2,254.00	\$2,424.00
ED3450	Panic (Dummy)		
ED3455	Panic (Classroom)		
ED3457	Panic (Nightlatch)		
ED3410T	Thumb Piece (Passage)		
ED3455T	Thumb Piece (Classroom)		
ED3410A	3 Hour fire rated (Passage)	\$2,417.00	\$2,587.00
ED3450A	3 Hour fire rated (Dummy)		
ED3455A	3 Hour Fire Rated (Classroom)		
ED3457A	3 Hour Fire Rated (Nightlatch)		
ED3410AT	Thumb Piece – 3 Hour Fire Rated (Passage)		
ED3455AT	Thumb Piece – 3 Hour Fire Rated (Classroom)		

**Mortise ED3600 Series**

Function	Description	Finish: 613E	Finish: 605, 606, 611, 612, 613, 629, 630
ED3610	Panic (Passage)	\$2,029.00	\$2,199.00
ED3650	Panic (Dummy)		
ED3655	Panic (Classroom)		
ED3657	Panic (Nightlatch)		
ED3610T	Thumb Piece (Passage)		
ED3655T	Thumb Piece (Classroom)		
ED3610A	3 Hour fire rated (Passage)		
ED3650A	3 Hour fire rated (Dummy)		
ED3655A	3 Hour Fire Rated (Classroom)		
ED3657A	3 Hour Fire Rated (Nightlatch)		
ED3610AT	Thumb Piece – 3 Hour Fire Rated (Passage)		
ED3655AT	Thumb Piece – 3 Hour Fire Rated (Classroom)		

For rim and surface vertical rod exit trim prices, see pages 269-272.

For fire rated rim exit trim prices, see pages 273-276.

For mortise exit device trim prices see pages 277-280.

**Caution:** Be sure of your measurements. Exit devices are NOT returnable.

Notes:

For doors over 1-3/4" thick, a Special Application Request must be submitted to the factory prior to approval and pricing.

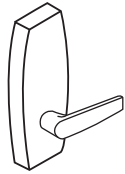
**ED3200/ED3200A/ED3400/ED3400A/ED3600/ED3600A Rim, Surface Vertical Rod, and Mortise Trim**

Cylinder is not included.

**Escutcheon Trim Design: A33 Armstrong**



**Lever:** Cast    **Escutcheon:** Cast

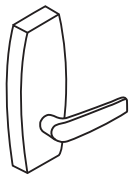


Function	Description	Finish: 613E, 626	Finish: 605, 606, 611, 612, 613, 618, 619, 625
A3310	Passage	\$499.00	\$535.00
A3350	Dummy		
A3355	Classroom		
A3357	Nightlatch – Rim		
A33V57	Nightlatch – SVR		
A33M57	Nightlatch – Mortise		

**Escutcheon Trim Design: C33 Citation**



**Lever:** Cast    **Escutcheon:** Cast

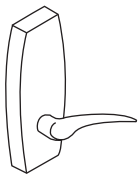


Function	Description	Finish: 613E, 626	Finish: 605, 606, 611, 612, 613, 618, 619, 625
C3310	Passage	\$499.00	\$535.00
C3350	Dummy		
C3355	Classroom		
C3357	Nightlatch – Rim		
C33V57	Nightlatch – SVR		
C33M57	Nightlatch – Mortise		

**Escutcheon Trim Design: D33 Dirke**



**Lever:** Cast    **Escutcheon:** Cast

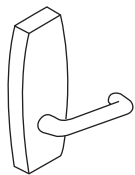


Function	Description	Finish: 613E, 626	Finish: 605, 606, 611, 612, 613, 618, 619, 625
D3310	Passage	\$499.00	\$535.00
D3350	Dummy		
D3355	Classroom		
D3357	Nightlatch – Rim		
D33V57	Nightlatch – SVR		
D33M57	Nightlatch – Mortise		

**Escutcheon Trim Design: L33 Lustra**



**Lever:** Cast    **Escutcheon:** Cast



Function	Description	Finish: 613E, 626	Finish: 605, 606, 611, 612, 613, 618, 619, 625
L3310	Passage	\$499.00	\$535.00
L3350	Dummy		
L3355	Classroom		
L3357	Nightlatch – Rim		
L33V57	Nightlatch – SVR		
L33M57	Nightlatch – Mortise		

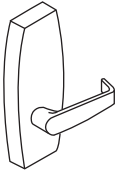
**ED3200/ED3200A/ED3400/ED3400A/ED3600/ED3600A Rim, Surface Vertical Rod, and Mortise Trim**

Cylinder is not included.

**Escutcheon Trim Design: N33 Newport**



**Lever:** Cast    **Escutcheon:** Cast



Function	Description	Finish: 613E, 626	Finish: 605, 606, 611, 612, 613, 618, 619, 625
N3310	Passage	\$499.00	\$535.00
N3350	Dummy		
N3355	Classroom		
N3357	Nightlatch – Rim		
N33V57	Nightlatch – SVR		
N33M57	Nightlatch – Mortise		

**Escutcheon Trim Design: PR33 Princeton**



**Lever:** Cast    **Escutcheon:** Cast

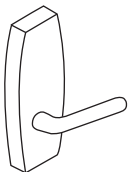


Function	Description	Finish: 613E, 626	Finish: 605, 606, 611, 612, 613, 618, 619, 625
PR3310	Passage	\$499.00	\$535.00
PR3350	Dummy		
PR3355	Classroom		
PR3357	Nightlatch – Rim		
PR33V57	Nightlatch – SVR		
PR33M57	Nightlatch – Mortise		

**Escutcheon Trim Design: R33 Regis**



**Lever:** Cast    **Escutcheon:** Cast



Function	Description	Finish: 613E, 626	Finish: 605, 606, 611, 612, 613, 618, 619, 625
R3310	Passage	\$499.00	\$535.00
R3350	Dummy		
R3355	Classroom		
R3357	Nightlatch – Rim		
R33V57	Nightlatch – SVR		
R33M57	Nightlatch – Mortise		

**ED3200/ED3200A/ED3400/ED3400A/ED3600/ED3600A Rim, Surface Vertical Rod, and Mortise Trim**

Cylinder is not included.

**Escutcheon Trim Design: T33 D Grip**

**Grip:** Extruded **Escutcheon:** Wrought



Function	Description	Finish: 613E, 626	Finish: 605, 606, 611, 612, 613, 618, 619, 625, 629, 630
T3310	Passage	\$326.00	\$354.00
T3350	Dummy		
T3355	Classroom		
T3357	Nightlatch – Rim		
T33M55	Classroom – Mortise		
T33M57	Nightlatch – Mortise		

**Escutcheon Trim Design: T34 Round Grip**

**Grip:** Extruded **Escutcheon:** Wrought



Function	Description	Finish: 613E, 626	Finish: 605, 606, 611, 612, 613, 618, 619, 625
T3410	Passage	\$326.00	\$354.00
T3450	Dummy		
T3455	Classroom		
T3457	Nightlatch – Rim		
T34M55	Classroom – Mortise		
T34M57	Nightlatch – Mortise		

**Escutcheon Trim Design: T35 Sectional Grip**

**Grip:** Extruded



Function	Description	Finish: 613E, 626	Finish: 605, 606, 611, 612, 613, 618, 619, 625, 629, 630
T3510	Passage	\$356.00	\$386.00
T3550	Dummy		
T3555	Classroom		
T3557	Nightlatch – Rim		
T35M55	Classroom – Mortise		
T35M57	Nightlatch – Mortise		

**Auxiliary Control/Inside Lever Assembly: 3357T Nightlatch**

Auxiliary Control



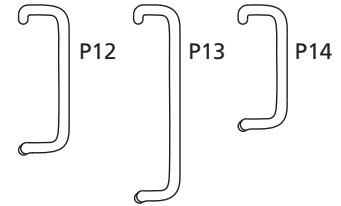
Function	Description	Finish: 613E, 626	Finish: 605, 606, 611, 612, 613, 618, 619, 625, 629, 630
3357T	Auxiliary Control/Inside Lever Assembly	\$652.00	\$688.00

Inside Lever Assembly



**Offset Pull Trim: P12, P13, P14**

Offset Pull Trim	Part Number	Finish: 613E, 630	Finishes: 605, 606, 612, 613, 626, 629
P12	716F50M X Finish	\$258.00	\$272.00
P13	716F51M X Finish	\$316.00	\$330.00
P14	716F52M X Finish	\$223.00	\$237.00


**Cylinder Options**

Description	Specify	Add or Deduct
Conventional 6-pin	6P*	Add \$83.00 per cylinder
Conventional 7-pin	7P	Add \$85.00 per cylinder
Access 3 Patented	AP	Add \$83.00 per cylinder
Access 3 Security	AS	Add \$132.00 per cylinder
Access 3 High Security, UL 437	AHS	Add \$152.00 per cylinder
Access 3 IC Patented	ACP	Add \$154.00 per cylinder
Access 3 IC Security	ACS	Add \$203.00 per cylinder
Access 3 IC High Security, UL 437	ACHS	Add \$223.00 per cylinder
Pyramid Security fixed core	PS	Add \$138.00 per cylinder
Pyramid Security IC	PCS	Add \$197.00 per cylinder
Pyramid High Security fixed core	PHS	Add \$167.00 per cylinder
Pyramid High Security IC	PCHS	Add \$235.00 per cylinder
Pyramid IC with temporary construction core	CTP	Add \$154.00 per cylinder
Pyramid IC with temporary disposable core	CTPD	Add \$83.00 per cylinder
Pyramid IC less core	CLP	Add \$83.00 per cylinder
Security	HS	Add \$189.00 per cylinder
Security IC	CHS	Add \$259.00 per cylinder
Blockout function cylinder	BO	Add \$172.00 per cylinder
IC 6-pin	C6	Add \$154.00 per cylinder
IC 6-pin with temporary construction core (Red)	CT6R	Add \$154.00 per cylinder
IC 6-pin with temporary construction core (Blue)	CT6B	Add \$154.00 per cylinder
IC 6-pin with temporary construction core (Green)	CT6G	Add \$154.00 per cylinder
IC 6-pin with temporary disposable core	CT6D	Add \$83.00 per cylinder
IC 6-pin less core	CL6	Add \$83.00 per cylinder
SFIC 6-pin with Less Core	CLS6	Add \$83.00 per cylinder
IC 6-pin with SFIC disposable temporary core	CT6SD	Add \$83.00 per cylinder
IC 7-pin	C7**	Add \$158.00 per cylinder
IC 7-pin with temporary construction core (Red)	CT7R**	Add \$158.00 per cylinder
IC 7-pin with temporary construction core (Blue)	CT7B**	Add \$158.00 per cylinder
IC 7-pin with temporary construction core (Green)	CT7G**	Add \$158.00 per cylinder
IC 7-pin with temporary disposable core	CT7D**	Add \$85.00 per cylinder
IC 7-pin less core	CL7**	Add \$85.00 per cylinder
SFIC 7-pin with Less Core	CLS7**	Add \$85.00 per cylinder
IC 7-pin with SFIC disposable temporary core	CT7SD**	Add \$85.00 per cylinder

\*6P cylinder option is supplied in 6-pin, L4 keyway 0-bitted with two nickel silver keys.

IC 6-pin with temporary construction core CT6.

IC 7-pin with temporary construction core CT7.

\*\*Not available with Rim or SVR Lever Trim – Classroom Function.  
or SVR Lever Trim – Night Latch Function.

**Keying Options**

Description	Specify	Add or Deduct
0-Bitted with 2 blank keys	(standard)	No Charge
Keyed random	KR	No Charge
Construction master keyed <sup>1,2</sup>	CMK	Add \$16.00 per cylinder
Visual key control (VKC)		
- No Stamping	VKC0	\$4.50
- Keys only	VKC1	No Charge
- Cylinders and Keys <sup>3</sup>	VKC2	\$8.00
- Cylinders only <sup>3</sup>	VKC3	\$8.00
Concealed key control (CKC)		
- CKC cylinders with VKC keys	CKC2	\$8.00
- CKC cylinders only <sup>3</sup>	CKC3	\$8.00
More than 2 keys per lock	KY# (e.g., KY6)	See page 66 - Cut Keys Section

## Notes:

1. CMK Construction master keying charge is in addition to master keying charge.
2. CMK Construction master keying is not available in Pyramid or Security series.
3. VKC2, VKC3, CKC3 are not available in Pyramid or Security series.

**Custom Laser Engraving- LASER**
**Laser engraving processing charge (all engraving types)**

- \$250 net per order. Charge will be applied to production order when placed.

**Single Vanity, Logo or Other (same engraving on all parts)**

- Lever - \$10 net add each
- Mortise Escutcheon - \$10 net add each
- HPSK Paddle - \$10 net add each

**Unique laser engraving (i.e. Room Number, Apartment Number, etc)**

- \$12 net add each (per piece)

**Strike Options**

To purchase strike separately see catalog for part no.

Description	Specify Quick Code	Add or Deduct
Fire rated rim strike on ED3200	(standard)	No Charge
Mortised adjustable rim strike	S04	
Rim x vertical rod strike for pairs of doors	S02	Add \$26.00 to device
Vertical rod flush bottom strike (ED3400 only)	S03	No Charge
Vertical rod surface projecting bottom strike on ED3400 device	(standard)	
Fire rated vertical rod bottom strike on ED3400A device	(standard)	
Fire rated vertical rod bottom strike for threshold	S06	

Description	Door Thickness	Specify	Add or Deduct
Curved lip ANSI strike	1-3/4"	SA114 (standard)	No Charge
	2"	SA138	
	2-1/4"	SA158	

Description	Door Thickness	Specify	Add or Deduct
Mortise straight lip ANSI strike on ED3600, ED3600A	1-3/4"	SS118	No Charge
	2"	SS138	
	2-1/4"	SS158	

Description	Door Thickness	Specify	Add or Deduct
Mortise open back strike	1-3/4"	SB134	Add \$80.00 per device
	2"	SB200	\$128.00
	2-1/4"	SB214	\$128.00

**Miscellaneous Options**

Description	Specify	Add or Deduct
Spanner head screws	M02	Add \$32.00 per device
Torx® screws for rim, mortise	M04	Add \$42.00 per device
Torx® screws for surface vertical rod		Add \$80 per device
Abrasive coat outside and inside (trim and device)	M23	Add \$88.00 per device
Abrasive coat inside only (device side)	M24	Add \$46.00 per device
Abrasive coat outside only (trim side)	M25	Add \$42.00 per device
Steel reinforced crossbar	M53	Add \$68.00 per device
Sex nuts and bolts (SNBs)	M54	No Charge
Mullion stabilizer	M57	Add \$62.00 per mullion
Shim for 2-3/4" backset on doors with 1/2" stop (rim devices only)	M59	No Charge
Flush transom bracket	M67	Add \$30.00 per device

**Door Width Options**

Description	Specify	Add or Deduct
36"	(standard)	No Charge
48"	W048	Add \$35.00 per device

**Door Thickness Options**

Description	Specify	Add or Deduct
1-3/4"	(standard)	No Charge
2"	D200	
2-1/4"	D214	

**Door Height Options**

Description	Specify	Add or Deduct
7'0" H0700	H0700	No Charge
7'2" H0702	H0702	
7'6" H0706	H0706	
8' (Standard)	(standard)	
8'6" H0806 (ED3400 device only)	H0806	Add \$82.00 per device
9' H0900 (ED3400 device only)	H0900	
10' H01000 (ED3400 device only)	H01000	



**Mullions**

Cylinder not included

**Ordering Example**

Quantity	Mullion Number
10	507

**Removable Mullion**

Description	Specify	Price
Up to 7'0" Steel Mullion - Panic Rated	907	\$636.00
Up to 8'0" Steel Mullion - Panic Rated	908	\$646.00
Up to 10'0" (ED3200 only), Steel Mullion - Panic Rated	910	\$766.00
Up to 7'0", Steel Mullion - 3 Hour Fire Rated	907A	\$883.00
Up to 8'0", Steel Mullion - 3 Hour Fire Rated	908A	\$893.00

**Key Removable Mullion**

Description	Specify	Price
Up to 7'0", key removable mullion, 1-1/2 Hour Fire Rated	907BKM <sup>1</sup>	\$1,360.00
Up to 8'0", key removable mullion, 1-1/2 Hour Fire Rated	908BKM <sup>1</sup>	\$1,370.00
Up to 10'0" (ED3200 only), key removable mullion, Panic Rated	910KM <sup>1</sup>	\$1,202.00
Door frame filler block for double rabbetted frames	M95	Add \$42.00 per mullion
Door frame angle bracket for aluminum frames	M96	Add \$42.00 per mullion

Note 1: Cylinder and collars not included, specify separately

**Mullions Cylinder Options**

Description	Specify	Add or Deduct
Conventional 6-pin	6P	Add \$83.00 per cylinder
Conventional 7-pin	7P	Add \$85.00 per cylinder
IC 6-pin	C6	Add \$154.00 per cylinder
IC 7-pin	C7	Add \$158.00 per cylinder
Pyramid High Security Fixed Core	PHS	Add \$167.00 per cylinder
Pyramid Security Fixed Core	PS	Add \$138.00 per cylinder
Pyramid High Security IC	PCHS	Add \$235.00 per cylinder
Pyramid Security IC	PCS	Add \$197.00 per cylinder
Security	HS	Add \$189.00 per cylinder
Security IC	CHS	Add \$259.00 per cylinder
IC 6-pin less core	CL6	Add \$83.00 per cylinder
IC 7-pin less core	CL7	Add \$85.00 per cylinder

**Mortise Lock Only**

Lock Number	Description	Finish: 605, 606, 611, 612, 613, 613E, 625, 626
MLE012	Lockbody for Nightlatch/Dummy function	\$583.00
MLE013	Lockbody for Classroom function	
MLE014	Lockbody for Passage function	
MLE015	Lockbody for Passage Thumbpiece function	
MLE016	Lockbody for Classroom Thumbpiece function	

**Ordering Example**
**Mortise Lock Only**

Quantity	Lock Number	Finish	Hand
2	MLE013	630	LHR



The PathLite™ patent pending technology offers a number of benefits:

- Requires no wiring or maintenance
- Recharges with exposure to ambient light
- Unaffected by heat or cold
- Non-toxic, will not rub or fade
- Vandal resistant
- Fire resistant and non-radioactive
- Green contrasting word "EXIT" centered on touchbar in 1-1/4" high lettering
- Cost effective; especially suited for existing buildings

PathLite™ photoluminescent exit devices meet New York City's newly adopted standards for requirement of photoluminescent signage and stairwell markings in all office buildings in excess of 75 feet in height.

**How To Order Complete Device**

Exit Device	Trim/Function	Finish	Hand	Misc. Options
ED4200	A810	630	RHR	M49

ED4200 x A810 x 630 x RHR x M49

Options	Specify	Price
24" , 36" , and 48" PathLite™ Photoluminescent Touchbar Cover	M49	Add: \$348.00

**How to Order Touchbar Cover Only**

Options	Part Number	Price
24" PathLite™ Photoluminescent Touchbar cover	710F797	\$374.00
36" PathLite™ Photoluminescent Touchbar cover	710F737	
48" PathLite™ Photoluminescent Touchbar cover	710F747	

**Standard Features**

**Handing**

Devices are field reversible; specify hand. Lever trims are handed; specify hand

**Door Thickness**

1-3/4"

Product	Minimum Stile
ED4200S	2"
ED4200SM	3 1/2"
ED4200SMA	3 1/2"
ED4200	2"
ED4200M	3 1/2"
ED4200MA	3 1/2"
ED4400	2"
ED4400M	3 1/2"
ED4400MA	3 1/2"
ED4800	2"
ED4800M	3 1/2"
ED4800MA	3 1/2"

**Projection**

3-1/4"; 2-3/4" dogged

**Trim**

Cylinder is not included. See page 236 for cylinder options

**Door Width**

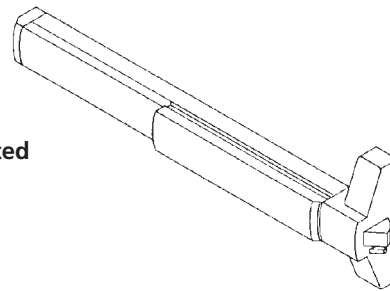
36"

**SecureBolt®**

ED4200S      Panic  
ED4200SM     Panic  
ED4200SMA    3 Hour Fire Rated

**Rim**

ED4200        Panic  
ED4200M     Panic  
ED4200MA    3 Hour Fire Rated

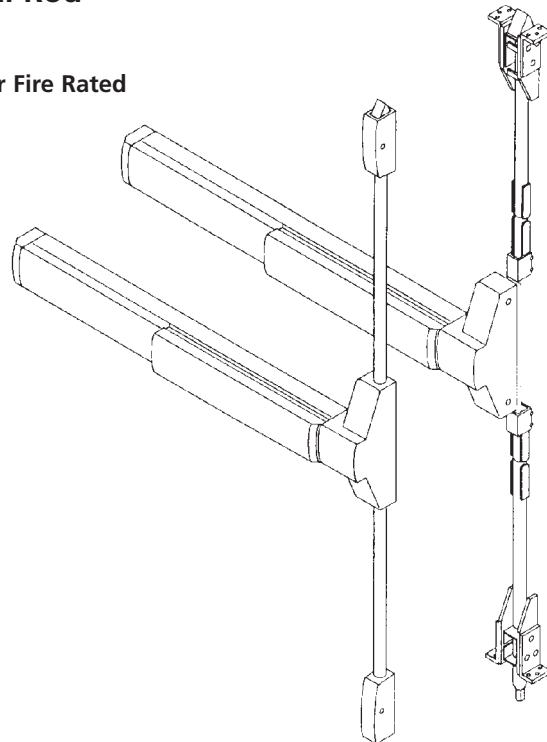


**Surface Vertical Rod**

ED4400        Panic  
ED4400M     Panic  
ED4400MA    3 Hour Fire Rated

**Concealed Vertical Rod**

ED4800        Panic  
ED4800M     Panic  
ED4800MA    3 Hour Fire Rated



**Ordering Example**
**Exit Device Only**

Quantity	Exit Device	Finish	Hand	Misc. Options
20	ED4200	606	RHR	M51-M54

**Removable Mullions**

Quantity	Mullion	Finish	Misc. Options
12	808	695	M57

**Exit Device with Trim**

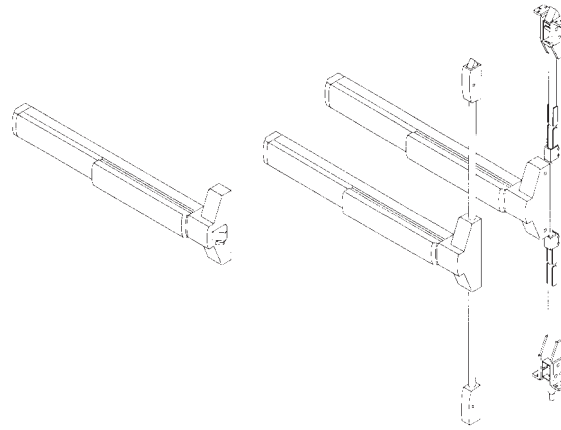
Quantity	Exit Device	Trim/Function	Finish	Hand	Door Thickness	Door Width	Door Height	Misc. Options
10	ED4400	N855	605	LHR	D200	W048	H0706	M51-M54

**Trim Only**

Quantity	Trim/Function	Finish	Hand	Door Thickness
24	N855	625	RHR	D214

**Contract/Detailed Order - Rim Exit Device with Trim**

Quantity	Keypad	Exit Device	Trim/Function	Finish	Hand	Door Height	Optional Strike	Door Width	Misc. Options	Optional Cylinder
36	AA1	ED4400	C855	626	LHR	H0800	S09	W048	M52-M54	7P



**36" Device Only, See Quick Code section for 24" and 48" door width options**

Includes device, strike(s) and screw pack. No cylinder or trim.

**SecureBolt® ED4200S Series**

Function	Description	Finish: 613E, 630*	Finish: 605, 606, 611, 612, 613, 618, 619, 625, 629, 722
ED4200S	Panic	\$1,955.00	\$2,035.00
ED4200SM	Panic	\$1,955.00	\$2,035.00
ED4200SMA	3 Hour Fire Rated	\$2,118.00	\$2,198.00

**Rim ED4200 Series**

Function	Description	Finish: 613E, 630*	Finish: 605, 606, 611, 612, 613, 618, 619, 625, 629, 722
ED4200	Panic	\$1,887.00	\$1,967.00
ED4200M	Panic	\$1,887.00	\$1,967.00
ED4200MA	3 Hour Fire Rated	\$2,050.00	\$2,130.00

**Vertical Rod ED4400 Series**

Function	Description	Finish: 613E, 630*	Finish: 605, 606, 611, 612, 613, 618, 619, 625, 629, 722
ED4400	Panic	\$2,197.00	\$2,277.00
ED4400M	Panic	\$2,197.00	\$2,277.00
ED4400MA	3 Hour Fire Rated	\$2,360.00	\$2,440.00

**Concealed V.R. ED4800 Series**

Function	Description	Finish: 613E, 630*	Finish: 605, 606, 611, 612, 613, 618, 619, 625, 629, 722
ED4800	Panic	\$2,458.00	\$2,538.00
ED4800M	Panic	\$2,458.00	\$2,538.00
ED4800MA	3 Hour Fire Rated	\$2,621.00	\$2,701.00

For rim, surface and concealed vertical rod exit trim prices, see pages 235-238.

Caution: Be sure of your measurements. Exit devices are NOT returnable.

\* Contact factory for 626 finish availability.

**ED4200S/ED4200/ED4400/ED4800 SecureBolt®, Rim, Surface and Concealed V.R. Trim**

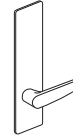
Cylinder is not included.

**Escutcheon Trim Design: A8 Armstrong**



**Lever:** Cast

**Escutcheon:** Wrought



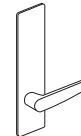
Function	Description	Finish: 613E, 630	Finish: 605, 606, 611, 612, 613, 618, 619, 625, 626, 629, 722
A810	Passage	\$588.00	\$614.00
A850	Dummy		
A855	Classroom <sup>1</sup>		
A859	Storeroom		

**Escutcheon Trim Design: C8 Citation**



**Lever:** Cast

**Escutcheon:** Wrought



Function	Description	Finish: 613E, 630	Finish: 605, 606, 611, 612, 613, 618, 619, 625, 626, 629, 722
C810	Passage	\$588.00	\$614.00
C850	Dummy		
C855	Classroom <sup>1</sup>		
C859	Storeroom		

**Escutcheon Trim Design: D8 Dirke**



**Lever:** Cast

**Escutcheon:** Wrought



Function	Description	Finish: 613E, 630	Finish: 605, 606, 611, 612, 613, 618, 619, 625, 626, 629, 722
D810	Passage	\$588.00	\$614.00
D850	Dummy		
D855	Classroom <sup>1</sup>		
D859	Storeroom		

Note:

1. Classroom function trim may be converted to storeroom function by a simple field adjustment. No additional parts required.

**ED4200S/ED4200/ED4400/ED4800 SecureBolt®, Rim, Surface and Concealed V.R. Trim**

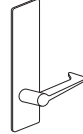
Cylinder is not included.

**Escutcheon Trim Design: E8 Essex**



**Lever:** Cast

**Escutcheon:** Wrought



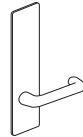
Function	Description	Finish: 613E, 630	Finish: 605, 606, 611, 612, 613, 618, 619, 625, 626, 629, 722
E810	Passage	\$588.00	\$614.00
E850	Dummy		
E855	Classroom <sup>1</sup>		
E859	Storeroom		

**Escutcheon Trim Design: L8 Lustra**



**Lever:** Cast

**Escutcheon:** Wrought



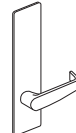
Function	Description	Finish: 613E, 630	Finish: 605, 606, 611, 612, 613, 618, 619, 625, 626, 629, 722
L810	Passage	\$588.00	\$614.00
L850	Dummy		
L855	Classroom <sup>1</sup>		
L859	Storeroom		

**Escutcheon Trim Design: N8 Newport**



**Lever:** Cast

**Escutcheon:** Wrought



Function	Description	Finish: 613E, 630	Finish: 605, 606, 611, 612, 613, 618, 619, 625, 626, 629, 722
N810	Passage	\$588.00	\$614.00
N850	Dummy		
N855	Classroom <sup>1</sup>		
N859	Storeroom		

**Escutcheon Trim Design: R8 Regis**



**Lever:** Cast

**Escutcheon:** Wrought



Function	Description	Finish: 613E, 630	Finish: 605, 606, 611, 612, 613, 618, 619, 625, 626, 629, 722
R810	Passage	\$588.00	\$614.00
R850	Dummy		
R855	Classroom <sup>1</sup>		
R859	Storeroom		

Note:  
1. Classroom function trim may be converted to storeroom function by a simple field adjustment. No additional parts required.

**ED4200S/ED4200/ED4400/ED4800 SecureBolt®, Rim, Surface and Concealed V.R. Trim**

Cylinder is not included.

**Escutcheon Trim Design: PR8 Princeton**



**Lever:** Cast

**Escutcheon:** Wrought

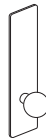


Function	Description	Finish: 613E, 630	Finish: 605, 606, 611, 612, 613, 618, 619, 625, 626, 629, 722
PR810	Passage	\$588.00	\$614.00
PR850	Dummy		
PR855	Classroom <sup>1</sup>		
PR859	Storeroom		

**Escutcheon Trim Design: G8 Global**

**Knob:** Wrought

**Escutcheon:** Wrought



Function	Description	Finish: 613E, 630	Finish: 605, 606, 611, 612, 613, 618, 619, 625, 626, 629, 722
G810	Passage	\$543.00	\$569.00
G850	Dummy		
G855	Classroom <sup>1</sup>		
G859	Storeroom		

**Escutcheon Trim Design: F4 Plate**

**Plate:** Wrought



Function	Description	Finish: 613E, 630	Finish: 605, 606, 611, 612, 613, 618, 619, 625, 626, 629, 722
F450	Dummy	\$222.00	\$248.00
F457	Nightlatch		

**Escutcheon Trim Design: O8 Plate x Thumbturn**

**Plate:** Wrought

**Thumbturn:** Cast



Function	Description	Finish: 613E, 630	Finish: 605, 606, 612, 613, 722
O810	Passage	\$471.00	\$497.00
O855 <sup>1</sup>	Classroom		
O859	Storeroom		

Note:

1. Classroom function trim may be converted to storeroom function by a simple field adjustment. No additional parts required.



**ED4200S/ED4200/ED4400/ED4800 SecureBolt®, Rim, Surface and Concealed V.R. Trim**

Cylinder is not included.

**Escutcheon Trim Design: O14 Plate x Thumbturn**

**Pull:** Cast      **Escutcheon:** Wrought      **Thumbturn:** Cast



Function	Description	Finish: 613E, 630	Finish: 605, 606, 611, 612, 613, 618, 619, 625, 626, 629, 722
O1410	Passage	\$577.00	\$603.00
O1455 <sup>1</sup>	Classroom		
O1459	Storeroom		

**Escutcheon Trim Design: T14 Pull/Thumbpiece**

**Grip:** Cast      **Escutcheon:** Wrought



Function	Description	Finish: 613E, 630	Finish: 605, 606, 611, 612, 613, 618, 619, 625, 626, 629, 722
T1410	Passage	\$557.00	\$583.00
T1450	Dummy	\$487.00	\$513.00
T1455 <sup>1</sup>	Classroom	\$557.00	\$583.00
T1457	Nightlatch (see note 2)	\$487.00	\$513.00

**Escutcheon Trim Design: P10 Pull**



**Pull:** Extruded      **Escutcheon:** Wrought



Function	Description	Finish: 613E, 630	Finish: 605, 606, 611, 612, 613, 618, 619, 625, 626, 629, 722
P1050	Dummy	\$562.00	\$588.00
P1057	Nightlatch (see note 2)		

**Escutcheon Trim Design: K1 Key Only**

Note: Available with cylinder option only. Example: K157 x 6P



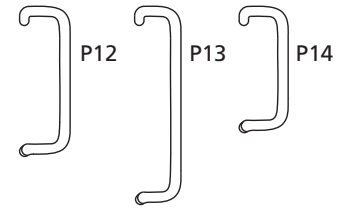
Function	Description	Finish: 605, 606, 611, 612, 613, 618, 619, 622, 625, 626, 722
K157	Nightlatch <sup>2</sup>	\$55.00

Notes:

1. Classroom function trim may be converted to storeroom function by a simple field adjustment. No additional parts required.
2. Not recommended for use on surface or concealed vertical rod exit devices.

**Offset Pull Trim: P12, P13, P14**

Offset Pull Trim	Part Number	Finishes: 613E, 630	Finishes: 605, 606, 612, 613, 626, 629
P12	716F50M X Finish	\$258.00	\$272.00
P13	716F51M X Finish	\$316.00	\$330.00
P14	716F52M X Finish	\$223.00	\$237.00


**Electrified Options for Exit Devices**

Description	Specify	Add or Deduct
Exit Alarm Device (cylinder is not included)	M61	\$682.00
Bolt Position Monitoring	M91*	Add \$217.00
Touchbar Monitoring or Signaling/Request to Exit (REX)	M92*	Add \$204.00
Outside Trim Monitoring or Signaling	M93*	
Motor Latch Retraction	MELR	\$835.00
Electric Dogging	M97	Add \$416.00

**Delayed Egress Device**

Description	Specify	Add or Deduct
Delayed Egress (Suffix the letter D to device. Ex: ED4200)	D	Add \$1533.00
30-Second Delay	M88*	\$103.00
BOCA 15-Second Delay	M89*	
BOCA 30-Second Delay	M90*	

**Electrified Accessories**

Part Number	Description	Specify	Price
709F609	Power Supply 1 Amp (controls 1 'D' device)	BPS-24-1	\$327.00
709F619	Power Supply 2 Amp (controls 2 'D' devices or 1 "D" with SAF or SEC)	BPS-24-2	\$664.00
709F269	Power Supply 4 amp 24VDC	BPS-24-4	\$1,079.00
704F288	Concealed transfer (for over 120-degree swing door)	EPTL	\$124.00
709F689	(1) SPDT Maintained Switch (Includes LED)	MKA	\$124.00
709F709	(1) SPDT Momentary Switch (Includes LED)	MK	\$189.00
709F749	(1) SPDT Momentary Switch (Illuminated)	PB2	\$145.00
709F759	(1) SPDT Maintained (Alternating Action) Switch	PB3EA	\$111.00
709F769	(1) SPDT Momentary Switch (Illuminated)	PB3	\$140.00
709F779	(1) SPDT Momentary Switch	PB3ER	\$93.00
709F729	DPDT Momentary Key Switch	MK2	\$217.00
709F699	Narrow Stile Key Switch (Alt. action)	MKAN	\$189.00
709F719	Narrow Stile Momentary Key Switch	MKN	\$189.00
709F789	Sonalert 90db @ 2 ft. 12-24VDC. Mounted on one gang stainless steel plate.	PZ1	\$93.00
	Alarm Kit (cylinder is not included) <sup>1</sup>	ED40AK	\$774.00
709F679	Door Cord	TSK-C	\$28.00
741F739	Digital Entry System (4 users)	DK-12	\$246.00
709F809	Digital Entry System (59 users) ST finish	DK-26ST	\$555.00
709F819	Digital Entry System (59 users) Black finish	DK-26BK	\$555.00
709F669	Power Transfer	EPT	\$93.00

**Notes:**

- Alarm kit cannot be installed in the field to surface vertical rod exit device. Any attempt to do so voids all warranties.


**\*ElectroLynx®**

As part of their promise to provide innovative, fast and effective high security solutions to their customers, certain ASSA ABLOY Group brands offer **ElectroLynx®**, a universal quick-connect system that simplifies the electrification of the door opening.

Cylinder Options*		
Description	Specify	Add or Deduct
Conventional 6-pin	6P**	Add \$83.00 per cylinder
Conventional 7-pin	7P	Add \$85.00 per cylinder
Access 3 Patented	AP	Add \$83.00 per cylinder
Access 3 Security	AS	Add \$132.00 per cylinder
Access 3 High Security, UL 437	AHS	Add \$152.00 per cylinder
Access 3 IC Patented	ACP	Add \$154.00 per cylinder
Access 3 IC Security	ACS	Add \$203.00 per cylinder
Access 3 IC High Security, UL 437	ACHS	Add \$223.00 per cylinder
Pyramid Security fixed core	PS	Add \$138.00 per cylinder
Pyramid Security IC	PCS	Add \$197.00 per cylinder
Pyramid High Security fixed core	PHS	Add \$167.00 per cylinder
Pyramid High Security IC	PCHS	Add \$235.00 per cylinder
Pyramid IC with temporary construction core	CTP	Add \$154.00 per cylinder
Pyramid IC with temporary disposable core	CTPD	Add \$83.00 per cylinder
Pyramid IC less core	CLP	Add \$83.00 per cylinder
Security	HS	Add \$189.00 per cylinder
Security IC	CHS	Add \$259.00 per cylinder
Blockout function	BO	Add \$172.00 per cylinder
IC 6-pin	C6	Add \$154.00 per cylinder
IC 6-pin with temporary construction core (Red)	CT6R	Add \$154.00 per cylinder
IC 6-pin with temporary construction core (Blue)	CT6B	Add \$154.00 per cylinder
IC 6-pin with temporary construction core (Green)	CT6G	Add \$154.00 per cylinder
IC 6-pin with temporary disposable core	CT6D	Add \$83.00 per cylinder
IC 6-pin less core	CL6	Add \$83.00 per cylinder
SFIC 6-pin with Less Core	CLS6	Add \$83.00 per cylinder
IC 6-pin with SFIC disposable temporary core	CT6SD	Add \$83.00 per cylinder
IC 7-pin	C7	Add \$158.00 per cylinder
IC 7-pin with temporary construction core ( Red)	CT7R	Add \$158.00 per cylinder
IC 7-pin with temporary construction core ( Blue)	CT7B	Add \$158.00 per cylinder
IC 7-pin with temporary construction core ( Green)	CT7G	Add \$158.00 per cylinder
IC 7-pin with temporary disposable core	CT7D	Add \$85.00 per cylinder
IC 7-pin less core	CL7	Add \$85.00 per cylinder
SFIC 7-pin with Less Core	CLS7	Add \$85.00 per cylinder
IC 7-pin with SFIC disposable temporary core	CT7SD	Add \$85.00 per cylinder
<p>*Optional dogging cylinder will be furnished with the same mechanism and keyed alike with the trim cylinder, unless otherwise specified. If different keying or cylinder type is required, specify outside (trim) first, then inside (dogging) cylinder.  **6P cylinder option is supplied in 6-pin, L4 keyway, 0-bitted with two nickel silver keys.</p>		
Keying Options*		
Description	Specify	Add or Deduct
0-Bitted with 2 blank keys	(standard)	No Charge
Keyed random	KR	No Charge
Master keyed (all cylinders except 8000, 8020, 8027 IC)	specify keyset	Add \$16.00 per cylinder
Master keyed Pyramid	specify keyset	Add \$16.00 per cylinder
Master keyed Security (including IC cylinder and core)	specify keyset	Add \$16.00 per cylinder
Master keyed (8000, 8020, 8027 IC core)	specify keyset	No Charge
Master keyed to customer bittings or sample key	specify keyset	Add \$16.00 per cylinder
Construction master keyed <sup>1,2</sup>	CMK	Add \$16.00 per cylinder
Visual key control (VKC)		
- No Stamping	VKC0	\$4.50
- Keys only	VKC1	No Charge
- Cylinders and Keys <sup>3</sup>	VKC2	\$8.00
- Cylinders only <sup>3</sup>	VKC3	\$8.00
Concealed key control (CKC)		
- CKC cylinders with VKC keys	CKC2	\$8.00
- CKC cylinders only <sup>3</sup>	CKC3	\$8.00
More than 2 keys per lock	KY# (e.g., KY6)	See page 66 - Cut Keys Section
<p>*For key bows other than 10 and 90, specify "KB" + bow number as Quick Code, e.g. KB12.  Notes:  1. CMK Construction master keying charge is in addition to master keying charge.  2. CMK Construction master keying is not available in Pyramid or Security series.  3. VKC2, VKC3, CKC3 are not available in Pyramid or Security series.</p>		

**Door Height Options**
**ED4400 Device**

Door Height	Specify	Add or Deduct
7'0"	(standard)	No Charge
7'2"	H0702	
7'6"	H0706	
8'0"	H0800	Add \$82.00 per device
9'0"	H0900	
10'0"	H1000	

**ED4800 Device**

Door Height	Specify	Add or Deduct
8'0"	(standard)	No Charge
8'2"	H0802	
8'6"	H0806	
9'0"	H0900	Add \$82.00 per device
10'0"	H1000	

**Door Width Options**

Door Width	Specify	Add or Deduct
24"	W024	Add \$292.00 per device
36"	(standard)	No Charge
48"	W048	Add \$35.00 per device

**Door Thickness Options**

Door Thickness	Specify	Add or Deduct
1-3/4"	(standard)	No Charge
2"	D200	
2-1/4"	D214	

**Strike Options**

Description	Specify	Add or Deduct
Surface or concealed vertical rod	S09	No Charge
Bottom strike for 1/2" threshold		
Flush transom top strike bracket	M67	Add \$30.00 per device

**Miscellaneous Options**

Description	Specify	Add or Deduct
Torx® screws for rim, concealed vertical rod, mortise	M04	Add \$42.00 per device
Torx® screws for surface vertical rod	M04	Add \$80.00 per device
Knurling outside and inside (Embossed Touchbar - device side)	M20	Add \$139.00 per device
Knurling outside only (trim side)	M21	Add \$65.00 per device
Knurling inside only (Embossed Touchbar - device side)	M22	Add \$74.00 per device
Abrasive coat outside and inside (trim and device)	M23	Add \$88.00 per device
Abrasive coat inside only (device side)	M24	Add \$46.00 per device
Abrasive coat outside only (trim side)	M25	Add \$42.00 per device
Pathlite™ Photoluminescent Touchbar cover	M49	Add \$348.00 per device
Less dogging	M51	No Charge
Cylinder dogging (less cylinder)	M52	Add \$78.00 per device
Sex nuts and bolts (SNBs)	M54	No Charge
Mullion stabilizer*	M57	Add \$62.00 per mullion
Shim kit (for vision light)		
- All rim and concealed vertical rod	M58	Add \$96.00 per device
- All surface vertical rod	M58	Add \$96.00 per device
End Cap Reinforcement (used with standard end cap only)	M109	Add \$78.00 per device
Flush End Cap	M110	No Charge

**Removable Mullion**
**Ordering Example**

Quantity	Mullion Number	Finish
10	808	628

Door Height	Specify	Finish	Price
Up to 8'0"	808	628	\$1,377.00
Up to 8'0"	808	695	\$1,581.00

\*Standard with all 808 mullions.

**Custom Laser Engraving- LASER**
**Laser engraving processing charge (all engraving types)**


- \$250 net per order. Charge will be applied to production order when placed.

**Single Vanity, Logo or Other (same engraving on all parts)**

- Lever - \$10 net add each
- Mortise Escutcheon - \$10 net add each
- HPSK Paddle - \$10 net add each

**Unique laser engraving (i.e. Room Number, Apartment Number, etc)**

- \$12 net add each (per piece)



The PathLite™ patent pending technology offers a number of benefits:

- Requires no wiring or maintenance
- Recharges with exposure to ambient light
- Unaffected by heat or cold
- Non-toxic, will not rub off or fade
- Vandal resistant
- Fire resistant and non-radioactive
- Green contrasting word "EXIT" centered on touchbar in 1-1/4" high lettering
- Cost effective; especially suited for existing buildings

PathLite™ photoluminescent exit devices meet New York City's newly adopted standards for requirement of photoluminescent signage and stairwell markings in all office buildings in excess of 75 feet in height.

**How To Order Complete Device**

Exit Device	Trim/Function	Finish	Hand	Misc. Options
ED5200	N910	630	RHR	M49

ED5200 x N910 x 630 x RHR x M49

Options	Specify	Price
24", 36", and 48" PathLite™ Photoluminescent Touchbar Cover	M49	Add \$348.00 per device

**How to Order Touchbar Cover Only**

Options	Part Number	Price
24" PathLite™ Photoluminescent Touchbar cover	710F797	\$374.00
36" PathLite™ Photoluminescent Touchbar cover	710F737	
48" PathLite™ Photoluminescent Touchbar cover	710F747	

**Standard Features**

**Handing**

Devices are field reversible; specify hand. Lever trims are handed; specify hand.

Note:

Specify hand for all double cylinder exit devices

**Door Thickness**

1-3/4"

**Door Width**

36"

**Projection**

3-1/4"; 2-3/4" dogged

**Trim**

Cylinder is not included. See page 258 for cylinder options.

**SecureBolt®**

- ED5200S Panic
- ED5200SA 3 Hour Fire Rated
- ED5202S Double Cylinder Panic, SecureBolt®
- ED5202SA Double Cylinder, Secure Bolt, 3 Hour Fire Rated

**RIM**

- ED5200 Panic
- ED5200A 3 Hour Fire Rated
- ED5202 Double Cylinder Panic
- ED5202A Double Cylinder; 3 Hour fire rated

**Vertical Rod**

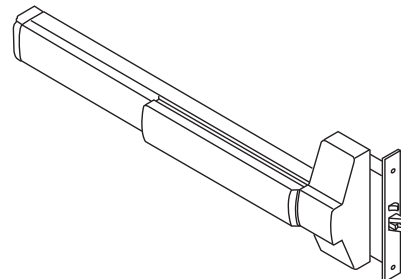
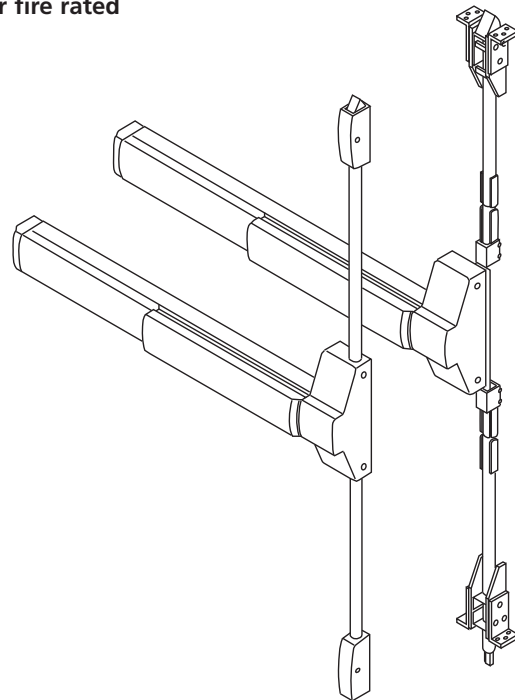
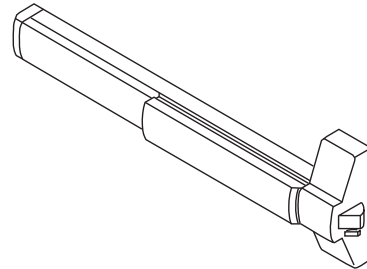
- ED5400 Panic
- ED5470 Panic
- ED5400A 3 Hour Fire Rated
- ED5470B 1-1/2 Hour Fire Rated

**Concealed Vertical Rod**

- ED5800 Panic
- ED5860 Panic
- ED5800A 3 Hour Fire Rated
- ED5860B 1-1/2 Hour Fire Rated

**Mortise**

- ED5600 Panic
- ED5600A 3 Hour Fire Rated
- ED5602L Double Cylinder Panic (Classroom Function)
- ED5602AL Double Cylinder (Classroom Function); 3 Hour Fire Rated



**Ordering Examples**
**Exit Device with Trim**

Quantity	Exit Device	Trim/Function	Finish	Hand	Door Thickness	Optional Strike	Door Width	Misc. Options
36	ED5600L	N9M55	605	LHR	D200	SB134	W048	M51-M54

**Trim Only**

Quantity	Trim/Function	Finish	Hand	Door Thickness
24	N955	625	RHR	D214

**Contract/Detailed Order - Rim Exit Device with Trim**

Quantity	Keypad	Exit Device	Trim/Function	Finish	Hand	Door Thickness	Door Width	Misc. Options	Optional Cylinder
36	AA1	ED5200	C955	626	LHR	D200	W048	M52-M54	6P

## Notes:

M55 less bottom rod option is available on ED5470(B) and ED5860(B) devices only.  
 H0900 and H1000 options are available on ED5470(B) and ED5860(B) devices only.  
 Non fire rated devices do not have a door size limitation set by UL.



**36" Device Only**

Includes device, strike(s) and screw pack. No cylinder or trim.

**SecureBolt® ED5200S Series**

Function	Description	Finish: 613E, 630*	Finish: 605, 606, 611, 612, 613, 618, 619, 625, 629, 722
ED5200S	Panic	\$1,524.00	\$1,620.00
ED5202S <sup>1</sup>	Double Cylinder Panic <i>Classroom function Trim only</i>	\$1,746.00	\$1,842.00
ED5200SA	3 Hour Fire Rated	\$1,687.00	\$1,783.00
ED5202SA <sup>1</sup>	Double Cylinder 3 Hour Fire Rated <i>Classroom function Trim only</i>	\$1,909.00	\$2,005.00

**Rim ED5200 Series**

Function	Description	Finish: 613E, 630*	Finish: 605, 606, 611, 612, 613, 618, 619, 625, 629, 722
ED5200	Panic	\$1,456.00	\$1,552.00
ED5202 <sup>1</sup>	Double Cylinder Panic <i>Classroom function Trim only</i>	\$1,678.00	\$1,774.00
ED5200A	3 Hour Fire Rated	\$1,619.00	\$1,715.00
ED5202A <sup>1</sup>	Double Cylinder 3 Hour Fire Rated <i>Classroom function Trim only</i>	\$1,841.00	\$1,937.00

**Vertical Rod ED5400 Series**

Function	Description	Finish: 613E, 630*	Finish: 605, 606, 611, 612, 613, 618, 619, 625, 629, 722
ED5400	Panic	\$2,002.00	\$2,098.00
ED5470	Panic	\$2,068.00	\$2,164.00
ED5400A	3 Hour Fire Rated	\$2,165.00	\$2,261.00
ED5470B	1-1/2 Hour Fire Rated	\$2,231.00	\$2,327.00

**Mortise ED5600 Series**

Function	Description	Finish: 613E, 630*	Finish: 605, 606, 611, 612, 613, 618, 619, 625, 629, 722
ED5600K	Panic	\$1,970.00	\$2,066.00
ED5657K			
ED5600L			
ED5657L			
ED5600T			
ED5657T	Double Cylinder Panic <i>Classroom function Trim only</i>	\$2,192.00	\$2,288.00
ED5602L <sup>1</sup>			
ED5600AK			
ED5657AK			
ED5600AL			
ED5657AL	3 Hour Fire Rated	\$2,133.00	\$2,229.00
ED5600AT			
ED5657AT			
ED5602AL <sup>1</sup>			
ED5633L	Access 800® Only - Panic – Without Cylinder	\$1,970.00	\$2,066.00
ED5634L	Access 800® Only - Panic – With Cylinder	\$1,970.00	\$2,066.00
ED5633AL	Access 800® Only - 3 Hour Fire Rated – Without Cylinder	\$2,133.00	\$2,229.00
ED5634AL	Access 800® Only - 3 Hour Fire Rated – With Cylinder	\$2,133.00	\$2,229.00

**Concealed V.R. ED5800 Series**

Function	Description	Finish: 613E, 630*	Finish: 605, 606, 611, 612, 613, 619, 625, 629, 722
ED5800	Panic	\$2,259.00	\$2,355.00
ED5860	Panic	\$2,391.00	\$2,487.00
ED5800A	3 Hour Fire Rated	\$2,422.00	\$2,518.00
ED5860B	1-1/2 Hour Fire Rated	\$2,554.00	\$2,650.00

**Inactive Bar ED5000DB Series**

Function	Description	Finish: 613E, 630*	Finish: 605, 606, 611, 612, 613, 619, 625, 629, 722
ED5000DB	Inactive Bar	\$718.00	\$814.00

For rim, surface and concealed vertical rod exit trim prices, see pages 247-251.

For mortise exit device trim prices see pages 252-256.

1. Specify handing for double cylinder devices

Only classroom function trim can be used with double cylinder devices. Caution: Be sure of your measurements. Exit devices are NOT returnable.

\* Contact factory for 626 finish availability.

**ED5200S/ED5200/ED5400/ED5800 SecureBolt®, Rim, Surface and CVR Heavy-Duty Trim**

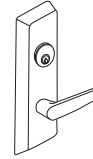
Cylinder is not included.

**Escutcheon Trim Design: A9 Armstrong**



**Lever:** Cast

**Escutcheon:** Forged



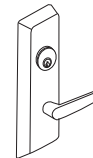
Function	Description	Finish: 613E, 630 <sup>1</sup>	Finish: 605, 606, 611, 612, 613, 618, 619, 625, 626, 629 <sup>2</sup> , 722
A910	Passage	\$633.00	\$659.00
A950	Dummy		
A955	Classroom <sup>3,4</sup>		
A957	Nightlatch <sup>5</sup>		
A959	Storeroom		

**Escutcheon Trim Design: C9 Citation**



**Lever:** Cast

**Escutcheon:** Forged



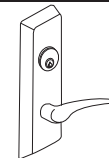
Function	Description	Finish: 613E, 630 <sup>1</sup>	Finish: 605, 606, 611, 612, 613, 618, 619, 625, 626, 629 <sup>2</sup> , 722
C910	Passage	\$633.00	\$659.00
C950	Dummy		
C955	Classroom <sup>3,4</sup>		
C957	Nightlatch <sup>5</sup>		
C959	Storeroom		

**Escutcheon Trim Design: D9 Dirke**



**Lever:** Cast

**Escutcheon:** Forged



Function	Description	Finish: 613E, 630 <sup>1</sup>	Finish: 605, 606, 611, 612, 613, 618, 619, 625, 626, 629 <sup>2</sup> , 722
D910	Passage	\$633.00	\$659.00
D950	Dummy		
D955	Classroom <sup>3,4</sup>		
D957	Nightlatch <sup>5</sup>		
D959	Storeroom		

Notes:

1. 619 finish provided to match 630 finish
2. 618 finish provided to match 629 finish.
3. Classroom function trim may be converted to storeroom function by a simple field adjustment. No additional parts required.
4. Only Classroom function may be used with Double Cylinder exit devices.
5. Not recommended for use with surface or concealed vertical rod exit devices (ED5400, ED5800)

**ED200S/ED200/ED5400/ED5800 SecureBolt®, Rim, Surface and CVR Heavy-Duty Trim**

Cylinder is not included.

**Escutcheon Trim Design: E9 Essex**



**Lever:** Cast      **Escutcheon:** Forged




Function	Description	Finish: 613E, 630 <sup>1</sup>	Finish: 605, 606, 611, 612, 613, 618, 619, 625, 626, 629 <sup>2</sup> , 722
E910	Passage	\$633.00	\$659.00
E950	Dummy		
E955	Classroom <sup>3,4</sup>		
E957	Nightlatch <sup>5</sup>		
E959	Storeroom		

**Escutcheon Trim Design: L9 Lustra**



**Lever:** Cast      **Escutcheon:** Forged

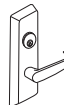


Function	Description	Finish: 613E, 630 <sup>1</sup>	Finish: 605, 606, 611, 612, 613, 618, 619, 625, 626, 629 <sup>2</sup> , 722
L910	Passage	\$633.00	\$659.00
L950	Dummy		
L955	Classroom <sup>3,4</sup>		
L957	Nightlatch <sup>5</sup>		
L959	Storeroom		

**Escutcheon Trim Design: N9 Newport**



**Lever:** Cast      **Escutcheon:** Forged

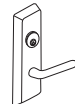


Function	Description	Finish: 613E, 630 <sup>1</sup>	Finish: 605, 606, 611, 612, 613, 618, 619, 625, 626, 629 <sup>2</sup> , 722
N910	Passage	\$633.00	\$659.00
N950	Dummy		
N955	Classroom <sup>3,4</sup>		
N957	Nightlatch <sup>5</sup>		
N959	Storeroom		

**Escutcheon Trim Design: R9 Regis**



**Lever:** Cast      **Escutcheon:** Forged



Function	Description	Finish: 613E, 630 <sup>1</sup>	Finish: 605, 606, 611, 612, 613, 618, 619, 625, 626, 629 <sup>2</sup> , 722
R910	Passage	\$633.00	\$659.00
R950	Dummy		
R955	Classroom <sup>3,4</sup>		
R957	Nightlatch <sup>5</sup>		
R959	Storeroom		

Notes:  
 1. 619 finish provided to match 630 finish. - Escutcheons only  
 2. 618 finish provided to match 629 finish. - Escutcheons only  
 3. Classroom function trim may be converted to storeroom function by a simple field adjustment. No additional parts required.

4. Only Classroom function trim may be used with Double Cylinder exit devices.  
 5. Not recommended for use with surface or concealed vertical rod exit devices (ED5400, ED5800)

**ED5200S/ED5200/ED5400/ED5800 SecureBolt®, Rim, Surface and CVR Heavy-Duty Trim**

Cylinder is not included.

**Escutcheon Trim Design: PR9 Princeton**



**Lever:** Cast

**Escutcheon:** Forged



Function	Description	Finish: 613E, 630 <sup>1</sup>	Finish: 605, 606, 611, 612, 613, 618, 619, 625, 626, 629 <sup>2</sup> , 722
PR910	Passage	\$633.00	\$659.00
PR950	Dummy		
PR955	Classroom <sup>3,4</sup>		
PR957	Nightlatch <sup>5</sup>		
PR959	Storeroom		

**Escutcheon Trim Design: F9**

**Lever:** Cast

**Escutcheon:** Forged



Function	Description	Finish: 613E, 630 <sup>1</sup>	Finish: 605, 606, 611, 612, 613, 618, 619, 625, 626, 629 <sup>2</sup> , 722
F950	Dummy	\$271.00	\$297.00
F957	Nightlatch <sup>5</sup>		

**Escutcheon Trim Design: G9**

**Lever:** Cast

**Escutcheon:** Forged



Function	Description	Finish: 613E, 630 <sup>1</sup>	Finish: 605, 606, 611, 612, 613, 618, 619, 625, 626, 629 <sup>2</sup> , 722
G910	Passage	\$633.00	\$659.00
G950	Dummy		
G955	Classroom <sup>3,4</sup>		
G957	Nightlatch <sup>5</sup>		
G959	Storeroom		

**Escutcheon Trim Design: VT9**

**Plate:** Stamped or Formed Stainless Steel



Function	Description	Finish: 630 <sup>1</sup>
VT957	Nightlatch <sup>6</sup>	\$570.00
VTL957	Nightlatch with Lip <sup>6</sup>	
VT950	Pull	
VTL950	Pull with Lip	

Notes:

1. 619 finish provided to match 630 finish. - Escutcheons only
2. 618 finish provided to match 629 finish. - Escutcheons only
3. Classroom function trim may be converted to storeroom function by a simple field adjustment. No additional parts required.

4. Only Classroom function trim may be used with Double Cylinder exit devices.
5. Not recommended for use with surface or concealed vertical rod exit devices (ED5400, ED5800)
6. VT957 and VTL957 trims are handed and not reversible

**ED5200S/ED5200/ED5400/ED5800 SecureBolt®, Rim, Surface and CVR Heavy-Duty Trim**

Cylinder is not included.

**Escutcheon Trim Design: FR9 Frascati\***



**Escutcheon:** Forged

\* Handed Lever. Handing cannot be changed in the field.

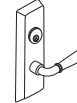


Function	Description	Finish: 613E, 626	Finish: 605, 606, 611, 612, 613, 618, 619, 625, 722
FR910	Passage	\$633.00	\$659.00
FR950	Dummy		
FR955	Classroom <sup>3,4</sup>		
FR957	Nightlatch <sup>5</sup>		
FR959	Storeroom		

**Escutcheon Trim Design: M9 Merlot**



**Escutcheon:** Forged



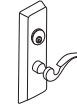
Function	Description	Finish: 613E, 626	Finish: 605, 606, 611, 612, 613, 618, 619, 625, 722
M910	Passage	\$633.00	\$659.00
M950	Dummy		
M955	Classroom <sup>3,4</sup>		
M957	Nightlatch <sup>5</sup>		
M959	Storeroom		

**Escutcheon Trim Design: Z9 Zinfandel\***



**Escutcheon:** Forged

\* Handed Lever. Handing cannot be changed in the field.



Function	Description	Finish: 613E, 626	Finish: 605, 606, 611, 612, 613, 618, 619, 625, 722
Z910	Passage	\$633.00	\$659.00
Z950	Dummy		
Z955	Classroom <sup>3,4</sup>		
Z957	Nightlatch <sup>5</sup>		
Z959	Storeroom		

Notes:

3. Classroom function trim may be converted to storeroom function by a simple field adjustment. No additional parts required.

4. Only Classroom function trim may be used with Double Cylinder exit devices.  
5. Not recommended for use with surface or concealed vertical rod exit devices.

**ED5200S/ED5200/ED5400/ED5800 SecureBolt®, Rim, Surface and CVR Trim**

Cylinder is not included.

**Escutcheon Trim Design: TH900 Pull/Thumbpiece**

**Grip:** Extruded

**Escutcheon:** Forged



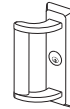
Function	Description	Finish: 613E, 630 <sup>1</sup>	Finish: 605, 606, 611, 612, 613, 618, 619, 625, 626, 629 <sup>2</sup> , 722
TH910	Passage	\$457.00	\$483.00
TH950	Dummy (No thumbpiece)	\$427.00	\$453.00
TH955	Classroom <sup>3,4</sup>	\$457.00	\$483.00
TH957	Nightlatch <sup>5</sup> (No thumbpiece)	\$427.00	\$453.00
TH959	Storeroom	\$427.00	\$453.00

**Escutcheon Trim Design: P9 Pull**



**Pull:** Extruded

**Escutcheon:** Forged



Function	Description	Finish: 613E, 630 <sup>1</sup>	Finish: 605, 606, 611, 612, 613, 618, 619, 625, 626, 629 <sup>2</sup> , 722
P950*	Dummy	\$392.00	\$418.00
P957*	Nightlatch <sup>5</sup>		

\* Specify Hand. Field Reversible.

**Escutcheon Trim Design: K1 Key Only**

**Note:** Only available with cylinder option. Example K157 x 6P



Function	Description	Finish: 605, 606, 611, 612, 613, 618, 619, 622, 625, 626, 722
K157	Nightlatch <sup>5</sup>	\$55.00

Note:

1. 619 finish provided to match 630 finish. - Escutcheons only
2. 618 finish provided to match 629 finish. - Escutcheons only
3. Classroom function trim may be converted to storeroom function by a simple field adjustment. No additional parts required.
4. Only Classroom function trim may be used with Double Cylinder exit devices.
5. Not recommended for use on surface or concealed vertical rod exit devices.

**ED5600 Mortise Heavy-Duty Trim**

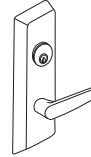
Cylinder is not included.

**Escutcheon Trim Design: A4M Armstrong**



**Lever:** Cast

**Escutcheon:** Forged



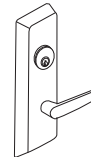
Function	Description	Finish: 613E, 630 <sup>1</sup>	Finish: 605, 606, 611, 612, 613, 618, 619, 625, 626, 629 <sup>2</sup> , 722
A9M10	Passage <sup>3</sup>	\$633.00	\$659.00
A9M50	Dummy <sup>3</sup>		
A9M55	Classroom <sup>4, 5</sup>		
A9M57	Nightlatch <sup>4</sup>		

**Escutcheon Trim Design: C9M Citation**



**Lever:** Cast

**Escutcheon:** Forged



Function	Description	Finish: 613E, 630 <sup>1</sup>	Finish: 605, 606, 611, 612, 613, 618, 619, 625, 626, 629 <sup>2</sup> , 722
C9M10	Passage <sup>3</sup>	\$633.00	\$659.00
C9M50	Dummy <sup>3</sup>		
C9M55	Classroom <sup>4, 5</sup>		
C9M57	Nightlatch <sup>4</sup>		

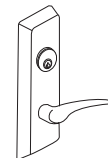
**Escutcheon Trim Design: D9M Dirke\***



**Lever:** Cast

**Escutcheon:** Forged

\* Handed Lever. Handing cannot be changed in the field.



Function	Description	Finish: 613E, 630 <sup>1</sup>	Finish: 605, 606, 611, 612, 613, 618, 619, 625, 626, 629 <sup>2</sup> , 722
D9M10	Passage <sup>3</sup>	\$633.00	\$659.00
D9M50	Dummy <sup>3</sup>		
D9M55	Classroom <sup>4, 5</sup>		
D9M57	Nightlatch <sup>4</sup>		

- Notes:
1. 619 finish provided to match 630 finish. - Escutcheons only
  2. 618 finish provided to match 629 finish. - Escutcheons only
  3. Dummy and passage functions are the same. For dummy function, mortise lock body must be installed in the locked mode. No additional parts required.
  4. Classroom and nightlatch function trims are the same. Trim function must be specified when ordered with an exit device to ensure that the correct lock body is supplied.
  5. Only Classroom function trim may be used with Double Cylinder exit devices.

**ED5600 Mortise Heavy-Duty Trim**

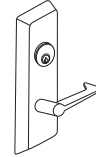
Cylinder is not included.

**Escutcheon Trim Design: E9M Essex**



**Lever:** Cast

**Escutcheon:** Forged




Function	Description	Finish: 613E, 630 <sup>1</sup>	Finish: 605, 606, 611, 612, 613, 618, 619, 625, 626, 629 <sup>2</sup> , 722
E9M10	Passage <sup>3</sup>	\$633.00	\$659.00
E9M50	Dummy <sup>3</sup>		
E9M55	Classroom <sup>4, 5</sup>		
E9M57	Nightlatch <sup>4</sup>		

**Escutcheon Trim Design: L9M Lustra**



**Lever:** Cast

**Escutcheon:** Forged




Function	Description	Finish: 613E, 630 <sup>1</sup>	Finish: 605, 606, 611, 612, 613, 618, 619, 625, 626, 629 <sup>2</sup> , 722
L9M10	Passage <sup>3</sup>	\$633.00	\$659.00
L9M50	Dummy <sup>3</sup>		
L9M55	Classroom <sup>4, 5</sup>		
L9M57	Nightlatch <sup>4</sup>		

**Escutcheon Trim Design: N9M Newport**



**Lever:** Cast

**Escutcheon:** Forged



Function	Description	Finish: 613E, 630 <sup>1</sup>	Finish: 605, 606, 611, 612, 613, 618, 619, 625, 626, 629 <sup>2</sup> , 722
N9M10	Passage <sup>3</sup>	\$633.00	\$659.00
N9M50	Dummy <sup>3</sup>		
N9M55	Classroom <sup>4, 5</sup>		
N9M57	Nightlatch <sup>4</sup>		

Notes:

1. 619 finish provided to match 630 finish. - Escutcheons only
2. 618 finish provided to match 629 finish. - Escutcheons only
3. Dummy and passage functions are the same. For dummy function, mortise lock body must be installed in the locked mode. No additional parts required.
4. Classroom and nightlatch function trims are the same. Trim function must be specified when ordered with an exit device to ensure that the correct lock body is supplied.
5. Only Classroom function trim may be used with Double Cylinder exit devices.



**ED5600 Mortise Heavy-Duty Trim**


Cylinder is not included.

**Escutcheon Trim Design: R9M Regis**



**Lever:** Cast

**Escutcheon:** Forged



Function	Description	Finish: 613E, 630 <sup>1</sup>	Finish: 605, 606, 611, 612, 613, 618, 619, 625, 626, 629 <sup>2</sup> , 722
R9M10	Passage <sup>3</sup>	\$633.00	\$659.00
R9M50	Dummy <sup>3</sup>		
R9M55	Classroom <sup>4, 5</sup>		
R9M57	Nightlatch <sup>4</sup>		

**Escutcheon Trim Design: PR9M Princeton**



**Lever:** Cast

**Escutcheon:** Forged



Function	Description	Finish: 613E, 630 <sup>1</sup>	Finish: 605, 606, 611, 612, 613, 618, 619, 625, 626, 629 <sup>2</sup> , 722
PR9M10	Passage <sup>3</sup>	\$633.00	\$659.00
PR9M50	Dummy <sup>3</sup>		
PR9M55	Classroom <sup>4, 5</sup>		
PR9M57	Nightlatch <sup>4</sup>		

**Escutcheon Trim Design: F9**

**Escutcheon:** Forged



Function	Description	Finish: 613E, 630 <sup>1</sup>	Finish: 605, 606, 611, 612, 613, 618, 619, 625, 626, 629 <sup>2</sup> , 722
F950	Dummy	\$271.00	\$297.00
F9M57	Nightlatch <sup>4</sup>		

**Escutcheon Trim Design: G9M**

**Escutcheon:** Forged



Function	Description	Finish: 613E, 630 <sup>1</sup>	Finish: 605, 606, 611, 612, 613, 618, 619, 625, 626, 629 <sup>2</sup> , 722
G9M10	Passage <sup>3</sup>	\$633.00	\$659.00
G9M50	Dummy <sup>3</sup>		
G9M55	Classroom <sup>4, 5</sup>		
G9M57	Nightlatch <sup>4</sup>		

Notes:

- 619 finish provided to match 630 finish. - Escutcheons only
- 618 finish provided to match 629 finish. - Escutcheons only
- Dummy and passage functions are the same. For dummy function, mortise lock body must be installed in the locked mode. No additional parts required.

- Classroom and nightlatch function trims are the same. Trim function must be specified when ordered with an exit device to ensure that the correct lock body is supplied.
- Only Classroom function trim may be used with Double Cylinder exit devices.

**ED5600 Mortise Heavy-Duty Trim**

Cylinder is not included.

**Escutcheon Trim Design: FR9M Frascati\***

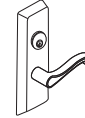


**Lever:** Cast

**Escutcheon:** Forged



\* Handed Lever. Handing cannot be changed in the field.



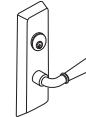
Function	Description	Finish: 613E, 626	Finish: 605, 606, 611, 612, 613, 618, 619, 625, 722
FR9M10	Passage <sup>1</sup>	\$633.00	\$659.00
FR9M50	Dummy <sup>1</sup>		
FR9M55	Classroom <sup>2, 3</sup>		
FR9M57	Nightlatch <sup>2</sup>		

**Escutcheon Trim Design: M9M Merlot**



**Lever:** Cast

**Escutcheon:** Forged



Function	Description	Finish: 613E, 626	Finish: 605, 606, 611, 612, 613, 618, 619, 625, 722
M9M10	Passage <sup>1</sup>	\$633.00	\$659.00
M9M50	Dummy <sup>1</sup>		
M9M55	Classroom <sup>2, 3</sup>		
M9M57	Nightlatch <sup>2</sup>		

**Escutcheon Trim Design: Z9M Zinfandel\***

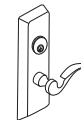


**Lever:** Cast

**Escutcheon:** Forged



\* Handed Lever. Handing cannot be changed in the field.



Function	Description	Finish: 613E, 626	Finish: 605, 606, 611, 612, 613, 618, 619, 625, 722
Z9M10	Passage <sup>1</sup>	\$633.00	\$659.00
Z9M50	Dummy <sup>1</sup>		
Z9M55	Classroom <sup>2, 3</sup>		
Z9M57	Nightlatch <sup>2</sup>		

Notes:

- Dummy and passage functions are the same. For dummy function, mortise lock body must be installed in the locked mode. No additional parts required.
- Classroom and nightlatch function trims are the same. Trim function must be specified when ordered with an exit device to ensure that the correct lock body is supplied.
- Only Classroom function trim may be used with Double Cylinder exit devices.

**Mortise Trim Design: ED5600**

Cylinder is not included.

**Escutcheon Trim Design: TH900, TH9M00 Pull/Thumbpiece**

**Grip:** Extruded      **Escutcheon:** Forged

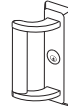


Function	Description	Finish: 613E, 630 <sup>1</sup>	Finish: 605, 606, 611, 612, 613, 618, 619, 625, 626, 629 <sup>2</sup> , 722
TH9M10	Passage	\$457.00	\$483.00
TH950	Dummy (No Thumbpiece)	\$427.00	\$453.00
TH9M55	Classroom <sup>3</sup>	\$457.00	\$483.00
TH9M57	Nightlatch (No Thumbpiece)	\$427.00	\$453.00

**Escutcheon Trim Design: P9M Pull**



**Pull:** Extruded      **Escutcheon:** Forged



Function	Description	Finish: 613E, 630 <sup>1</sup>	Finish: 605, 606, 611, 612, 613, 618, 619, 625, 626, 629 <sup>2</sup> , 722
P950*	Dummy	\$392.00	\$418.00
P9M57*	Nightlatch		

\*Specify Hand. Field Reversible.

**Escutcheon Trim Design: VT9M**

**Plate:** Stamped or Formed Stainless Steel



Function	Description	Finish: 630
VT9M57	Nightlatch	\$570.00
VTL9M57	Nightlatch with Lip	

Note: For mortise exit dummy functions, specify VT950 and VTL950

**Escutcheon Trim Design: K1M Key Only**

Note: Available with cylinder option only. Example: K1M57 x 6P



Function	Description	Finish: 605, 606, 611, 612, 613, 618, 619, 622, 625, 626, 722
K1M57	Nightlatch	\$55.00

Note:  
 1. 619 finish provided to match 630 finish. - Escutcheons only  
 2. 618 finish provided to match 629 finish. - Escutcheons only  
 3. Only Classroom function trim may be used with Double Cylinder exit devices.

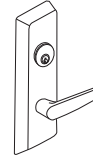
**ED5200S/ED5200/ED5400/ED5800 SecureBolt®, Rim, Surface & CVR Heavy-Duty Trim**

Cylinder is not included.

**Escutcheon Trim Design: A9 Armstrong**



**Lever:** Cast    **Escutcheon:** Forged

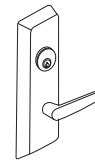


Function	Description	Finish: 613E, 630 <sup>1</sup>	Finish: 605, 606, 611, 612, 613, 618, 619, 625, 626, 629 <sup>2</sup> , 722
A9903*	Fail Safe	\$1,021.00	\$1,047.00
A9905*	Fail Secure		

**Escutcheon Trim Design: C9 Citation**



**Lever:** Cast    **Escutcheon:** Forged



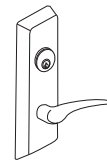
Function	Description	Finish: 613E, 630 <sup>1</sup>	Finish: 605, 606, 611, 612, 613, 618, 619, 625, 626, 629 <sup>2</sup> , 722
C9903*	Fail Safe	\$1,021.00	\$1,047.00
C9905*	Fail Secure		

**Escutcheon Trim Design: D9 Dirke\***



**Lever:** Cast    **Escutcheon:** Forged

\* Handed Lever. Handing cannot be changed in the field.




Function	Description	Finish: 613E, 630 <sup>1</sup>	Finish: 605, 606, 611, 612, 613, 618, 619, 625, 626, 629 <sup>2</sup> , 722
D9903*	Fail Safe	\$1,021.00	\$1,047.00
D9905*	Fail Secure		

**Escutcheon Trim Design: E9 Essex**



**Lever:** Cast    **Escutcheon:** Forged



Function	Description	Finish: 613E, 630 <sup>1</sup>	Finish: 605, 606, 611, 612, 613, 618, 619, 625, 626, 629 <sup>2</sup> , 722
E9903*	Fail Safe	\$1,021.00	\$1,047.00
E9905*	Fail Secure		

Notes:  
1. 619 finish provided to match 630 finish. - Escutcheons only  
2. 618 finish provided to match 629 finish. - Escutcheons only



\*ElectroLynx®  
As part of their promise to provide innovative, fast and effective high security solutions to their customers, certain ASSA ABLOY Group brands offer *ElectroLynx*®, a universal quick-connect system that simplifies the electrification of the door opening.

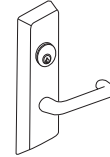
**ED5200S/ED5200/ED5400/ED5800 SecureBolt®, Rim, Surface & CVR Heavy-Duty Trim**

Cylinder is not included.

**Escutcheon Trim Design: L9 Lustra**



**Lever:** Cast    **Escutcheon:** Forged

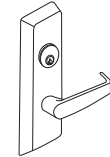


Function	Description	Finish: 613E, 630 <sup>1</sup>	Finish: 605, 606, 611, 612, 613, 618, 619, 625, 626, 629 <sup>2</sup> , 722
L9903*	Fail Safe	\$1,021.00	\$1,047.00
L9905*	Fail Secure		

**Escutcheon Trim Design: N9 Newport**



**Lever:** Cast    **Escutcheon:** Forged




Function	Description	Finish: 613E, 630 <sup>1</sup>	Finish: 605, 606, 611, 612, 613, 618, 619, 625, 626, 629 <sup>2</sup> , 722
N9903*	Fail Safe	\$1,021.00	\$1,047.00
N9905*	Fail Secure		

**Escutcheon Trim Design: R9 Regis**



**Lever:** Cast    **Escutcheon:** Forged

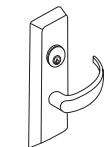


Function	Description	Finish: 613E, 630 <sup>1</sup>	Finish: 605, 606, 611, 612, 613, 618, 619, 625, 626, 629 <sup>2</sup> , 722
R9903*	Fail Safe	\$1,021.00	\$1,047.00
R9905*	Fail Secure		

**Escutcheon Trim Design: PR9 Princeton**



**Lever:** Cast    **Escutcheon:** Forged



Function	Description	Finish: 613E, 630 <sup>1</sup>	Finish: 605, 606, 611, 612, 613, 618, 619, 625, 626, 629 <sup>2</sup> , 722
PR9903*	Fail Safe	\$1,021.00	\$1,047.00
PR9905*	Fail Secure		

Notes:  
 1. 619 finish provided to match 630 finish. - Escutcheons only  
 2. 618 finish provided to match 629 finish. - Escutcheons only



\*ElectroLynx®  
 As part of their promise to provide innovative, fast and effective high security solutions to their customers, certain ASSA ABLOY Group brands offer *ElectroLynx*®, a universal quick-connect system that simplifies the electrification of the door opening.

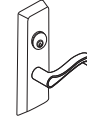
**ED5200S/ED5200/ED5400/ED5800 SecureBolt®, Rim, Surface & CVR Heavy-Duty Trim**

Cylinder is not included.

**Escutcheon Trim Design: FR9 Frascati**



**Lever:** Cast **Escutcheon:** Forged




Function	Description	Finish: 613E, 626	Finish: 605, 606, 611, 612, 613, 618, 619, 625, 722
FR9903*	Fail Safe	\$1,021.00	\$1,047.00
FR9905*	Fail Secure		

**Escutcheon Trim Design: M9 Merlot**



**Lever:** Cast **Escutcheon:** Forged

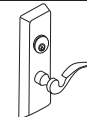


Function	Description	Finish: 613E, 626	Finish: 605, 606, 611, 612, 613, 618, 619, 625, 722
M9903*	Fail Safe	\$1,021.00	\$1,047.00
M9905*	Fail Secure		

**Escutcheon Trim Design: Z9 Zinfandel**



**Lever:** Cast **Escutcheon:** Forged



Function	Description	Finish: 613E, 626	Finish: 605, 606, 611, 612, 613, 618, 619, 625, 722
Z9903*	Fail Safe	\$1,021.00	\$1,047.00
Z9905*	Fail Secure		

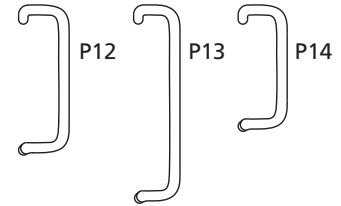


\*ElectroLynx®

As part of their promise to provide innovative, fast and effective high security solutions to their customers, certain ASSA ABLOY Group brands offer *ElectroLynx*®, a universal quick-connect system that simplifies the electrification of the door opening.

**Offset Pull Trim: P12, P13, P14**

Offset Pull Trim	Part Number	Finish: 613E, 630	Finishes: 605, 606, 612, 613, 626, 629
P12	716F50M X Finish	\$258.00	\$272.00
P13	716F51M X Finish	\$316.00	\$330.00
P14	716F52M X Finish	\$223.00	\$237.00


**Electrified Options for Exit Devices**

Description	Specify	Add or Deduct
Exit Alarm Device (cylinder is not included)	M61	\$682.00
Bolt Position Monitoring	M91*	Add \$217.00
Touchbar Monitoring or Signaling/Request to Exit (REX)	M92*	Add \$204.00
Outside Trim Monitoring or Signaling	M93*	
Motor Latch Retraction	MELR	\$835.00
Electric Dogging	M97*	Add \$416.00
SPDT Lock and Unlock security monitor switch (Electric Trim Only)	M98*	Add \$196.00
Trim gasket for exterior applications (Electric Trim Only)	M99	Add \$22.00
Mortise device lock with Outside Trim Control (Fail Safe)	SAF <sup>2</sup> *	\$686.00
Mortise device lock with Outside Trim Control (Fail Secure)	SEC <sup>2</sup> *	

**Delayed Egress Device**

Description	Suffix	Add or Deduct
Delayed Egress (Suffix the letter D to device. Ex: ED4200)	D	Add \$1533.00
30-Second Delay	M88*	\$103.00
BOCA 15-Second Delay	M89*	
BOCA 30-Second Delay	M90*	

**Notes:**

- Alarm kit cannot be installed in the field to surface vertical rod exit device. Any attempt to do so voids all warranties.
- Only available with ED5600(A) (Except knob trim)
- M88, M89 and M90 are available only as options for suffix "D" Delayed Egress Exit Devices.
- The following options cannot be ordered together on the same device: a) M94 or M97 & D; b) M94 x M97; c) M52 x M97; d) M97 x M107; e) M61 or M92 & D; f) M61 x M92; g) M61 x M52; h) M52 & D; i) ED5600 x M91 & M93; j) ED5600 SAF or SEC x M91 or M93; k) Surface vertical rod exit devices with M61 x M91, M92 or M93.


**\*ElectroLynx®**

As part of their promise to provide innovative, fast and effective high security solutions to their customers, certain ASSA ABLOY Group brands offer **ElectroLynx®**, a universal quick-connect system that simplifies the electrification of the door opening.

**Retrofit Kit: MELR rail assy, no switches, no latch, with controller, touchbar end cap**

Description	Specify	Price
Device ASSY, MELR 36"	727F158	\$835.00
Device ASSY, MELR 36" NS (Narrow Stile)	727F228	
Device ASSY, MELR 48"	727F238	
Device ASSY, MELR WS 36" Device	727F248	
Device ASSY, MELR WS 48" Device	727F258	

**Electrified Accessories**

Part Number	Description	Specify	Price
709F609	Power Supply 1 Amp (controls 1 "D" device)	BPS-24-1	\$327.00
709F619	Power Supply 2 Amp (controls 2 "D" devices or 1 "D" with SAF or SEC)	BPS-24-2	\$664.00
709F629	Power Supply 4 amp 24VDC	BPS-24-4	\$1,079.00
704F288	Concealed transfer (for over 120-degree swing door)	EPTL	\$124.00
709F689	(1) SPDT Maintained Switch (Includes LED)	MKA	\$124.00
709F709	(1) SPDT Momentary Switch (Includes LED)	MK	\$189.00
709F749	(1) SPDT Momentary Switch (Illuminated)	PB2	\$145.00
709F759	(1) SPDT Maintained (Alternating Action) Switch	PB3EA	\$111.00
709F769	(1) SPDT Momentary Switch (Illuminated)	PB3	\$140.00
709F779	(1) SPDT Momentary Switch	2' PB3ER	\$93.00
709F729	DPDT Momentary Key Switch	2' MK2	\$217.00
709F699	Narrow Stile Key Switch (Alt. action)	MKAN	\$189.00
704F719	Narrow Stile Momentary Key Switch	MKN	\$189.00
709F789	Sonalert 90db @ 2 ft. 12-24VDC Mounted on one gang stainless steel plate.	PZ1	\$93.00
	Alarm Kit (cylinder is not included) <sup>1</sup>	ED50AK	\$774.00
709F679	Door Cord	TSB-C	\$28.00
741F739	Digital Entry System (4 users)	DK-12	\$246.00
709F809	Digital Entry System (59 users) SS finish	FADK-26SS	\$555.00
709F819	Digital Entry System (59 users) Black finish	DK-26BK	\$555.00
709F669	Power Transfer	EPT	\$93.00
709F989	Remote Power Harness – 36"		\$134.00
709F999	Remote Power Harness – 48"		\$148.00

**Custom Laser Engraving- LASER**
**Laser engraving processing charge (all engraving types)**

- \$250 net per order. Charge will be applied to production order when placed.

**Single Vanity, Logo or Other (same engraving on all parts)**

- Lever - \$10 net add each
- Mortise Escutcheon - \$10 net add each
- HPSK Paddle - \$10 net add each

**Unique laser engraving (i.e. Room Number, Apartment Number, etc)**

- \$12 net add each (per piece)



**Cylinder Options\***

Description	Specify	Add or Deduct
Conventional 6-pin	6P**	Add \$83.00 per cylinder
Conventional 7-pin	7P	Add \$85.00 per cylinder
Access 3 Patented	AP	Add \$83.00 per cylinder
Access 3 Security	AS	Add \$132.00 per cylinder
Access 3 High Security, UL 437	AHS	Add \$152.00 per cylinder
Access 3 IC Patented	ACP	Add \$154.00 per cylinder
Access 3 IC Security	ACS	Add \$203.00 per cylinder
Access 3 IC High Security, UL 437	ACHS	Add \$223.00 per cylinder
Pyramid Security fixed core	PS	Add \$138.00 per cylinder
Pyramid Security IC	PCS	Add \$197.00 per cylinder
Pyramid High Security fixed core	PHS	Add \$167.00 per cylinder
Pyramid High Security IC	PCHS	Add \$235.00 per cylinder
Pyramid IC with temporary construction core	CTP	Add \$154.00 per cylinder
Pyramid IC with temporary disposable core	CTPD	Add \$83.00 per cylinder
Pyramid IC less core	CLP	Add \$83.00 per cylinder
Security	HS	Add \$189.00 per cylinder
Security IC	CHS	Add \$259.00 per cylinder
Blockout function	BO	Add \$172.00 per cylinder
IC 6-pin	C6	Add \$154.00 per cylinder
IC 6-pin with temporary construction core (Red)	CT6R	Add \$154.00 per cylinder
IC 6-pin with temporary construction core (Blue)	CT6B	Add \$154.00 per cylinder
IC 6-pin with temporary construction core (Green)	CT6G	Add \$154.00 per cylinder
IC 6-pin with temporary disposable core	CT6D	Add \$83.00 per cylinder
IC 6-pin less core	CL6	Add \$83.00 per cylinder
SFIC 6-pin with Less Core	CLS6	Add \$83.00 per cylinder
IC 6-pin with SFIC disposable temporary core	CT6SD	Add \$83.00 per cylinder
IC 7-pin	C7	Add \$158.00 per cylinder
IC 7-pin with temporary construction core (Red)	CT7R	Add \$158.00 per cylinder
IC 7-pin with temporary construction core (Blue)	CT7B	Add \$158.00 per cylinder
IC 7-pin with temporary construction core (Green)	CT7G	Add \$158.00 per cylinder
IC 7-pin with temporary disposable core	CT7D	Add \$85.00 per cylinder
IC 7-pin less core	CL7	Add \$85.00 per cylinder
SFIC 7-pin with Less Core	CLS7	Add \$85.00 per cylinder
IC 7-pin with SFIC disposable temporary core	CT7SD	Add \$85.00 per cylinder

\*Optional dogging cylinder will be furnished with the same mechanism and keyed alike with the trim cylinder, unless otherwise specified. If different keying or cylinder type is required, specify outside (trim) first, then inside (dogging) cylinder.

\*\*6P cylinder option is supplied in 6-pin, L4 keyway, 0-bitted with two nickel silver keys.

**Keying Options\***

Description	Specify	Add or Deduct
0-Bitted with 2 blank keys	(standard)	No Charge
Keyed random	KR	No Charge
Master keyed (all cylinders except 8000, 8020, 8027 IC)	specify keyset	Add \$16.00 per cylinder
Master keyed Pyramid	specify keyset	Add \$16.00 per cylinder
Master keyed Security (including IC cylinder and core)	specify keyset	Add \$16.00 per cylinder
Master keyed (8000, 8020, 8027 IC core)	specify keyset	No Charge
Master keyed to customer bittings or sample key	specify keyset	Add \$16.00 per cylinder
Construction master keyed <sup>1,2</sup>	CMK	Add \$16.00 per cylinder
Visual key control (VKC)		
- No Stamping	VKC0	\$4.50
- Keys only	VKC1	No Charge
- Cylinders and Keys <sup>3</sup>	VKC2	\$8.00
- Cylinders only <sup>3</sup>	VKC3	\$8.00
Concealed key control (CKC)		
- CKC cylinders with VKC keys	CKC2	\$8.00
- CKC cylinders only <sup>3</sup>	CKC3	\$8.00
More than 2 keys per lock	KY# (e.g., KY6)	See page 66 - Cut Keys Section

\*For key bows other than 10 and 90, specify "KB" + bow number as Quick Code, e.g. KB12.

Notes:

1. CMK Construction master keying charge is in addition to master keying charge.

2. CMK Construction master keying is not available in Pyramid or Security series.

3. VKC2, VKC3, CKC3 are not available in Pyramid or Security series.

**Door Height Options**
**ED5400, ED5400A, ED5470(B) Devices**

Door Height	Specify	Add or Deduct
7'0"	(standard)	No Charge
7'2"	H0702	
7'6"	H0706	
8'0"	H0800	

**ED5800, ED5800A, ED5860(B) Devices**

Door Height	Specify	Add or Deduct
8'0"	(standard)	No Charge

**ED5470(B), ED5860(B) Devices**

Door Height	Specify	Add or Deduct
9'0" <sup>1</sup>	H0900	Add \$82.00 per device
10'0" <sup>1</sup>	H1000	

**Door Width Options**

Door Width	Specify	Add or Deduct
24"	W024	Add \$292.00 per device
36"	(standard)	No Charge
48"	W048	Add \$35.00 per device

**Door Thickness Options**

Door Thickness	Specify	Add or Deduct
1-3/4"	(standard)	No Charge
2"	D200	
2-1/4"	D214	

**Strike Options**

Description	Specify	Add or Deduct
Rim x Vertical Rod on pairs of doors	S02	Add \$36.00 per device
Surface or Concealed Vertical Rod device bottom strike for 1/2" threshold	S09	No Charge
Flush transom top strike bracket	M67	Add \$30.00 per device
Mortise Device		
-ANSI wrought strike box	M17	No Charge
-ANSI strike for pair of doors w/astragal (7/8" L to C)	SS078	
-Open back strike for 1-3/4" door	SB134	Add \$80.00 per device
-Open back strike for 2-1/4" door	SB214	\$128.00

Note:  
 1. H0900 and H1000 options for ED5470(B), ED5860(B) devices only

**Miscellaneous Options**

Description	Specify	Add or Deduct
Torx® screws for rim, concealed vertical rod, mortise	M04	Add \$42.00 per device
Torx® screws for surface vertical rod	M04	Add \$80.00 per device
Knurling outside and inside (Embossed Touchbar - device side) <sup>1</sup>	M20	Add \$139.00 per device
Knurling outside only (trim side) <sup>1</sup>	M21	Add \$65.00 per device
Knurling inside only (Embossed Touchbar - device side)	M22	Add \$74.00 per device
Abrasive coat outside and inside (trim and device)	M23	Add \$88.00 per device
Abrasive coat inside only (device side)	M24	Add \$46.00 per device
Abrasive coat outside only (trim side)	M25	Add \$42.00 per device
Pathlite™ Photoluminescent Touchbar cover	M49	Add \$348.00 per device
Less dogging	M51	No Charge
Cylinder dogging (less cylinder)	M52	Add \$78.00 per device
Sex nuts and bolts (SNBs)	M54	No Charge
Less bottom vertical rod <sup>2</sup>	M55	
Narrow stile cover	M56	No Charge
Shim kit (for vision light)		
- All rim and concealed vertical rod	M58	Add \$72.00 per device
- All surface vertical rod	M58	Add \$96.00 per device
- All mortise exit devices	M58	Add \$96.00 per device
Parabolic Design Exit Trim	M60	Add \$78.00 per device
Wood screws For use on fire rated solid wood or wood core doors	M64	No Charge
Windstorm Certified products for ED5200S(A) and ED5470(B) Only <sup>3, 4, 5</sup>	M107	Add \$85.00 per device
End Cap Reinforcement (used with standard end cap only)	M109	Add \$78.00 per device
Flush End Cap	M110	No Charge

## Notes:

1. Not available with VT9, VTL9, VT9M and VTL9M trim.
2. Available with ED5470 and ED5860 series only.
3. ED5200S(A) x M107 requires through bolts.
4. ED5470(B) maximum opening height is 8'0".
5. Contact Ceco, Curries® or Fleming for detailed frame/door requirements and limitations.

**Surface Bolt™**

Description	Specify	Price
Surface Bolt Kit For Approved Windstorm Code Applications - bright zinc plated finish	988CR	\$135.00

**Mullions**
**Ordering Example**

Quantity	Mullion Number
10	907A

**Removable Mullions**

Door Height	Description	Specify	Price
Up to 7'0"	Steel Mullion - Panic Rated	907	\$636.00
Up to 8'0"	Steel Mullion - Panic Rated	908	\$646.00
Up to 10'0" (ED5200, ED5200S only)	Steel Mullion - Panic Rated	910	\$766.00
Up to 7'0"	Steel Mullion - 3 Hour Fire Rated	907A	\$883.00
Up to 8'0"	Steel Mullion - 3 Hour Fire Rated	908A	\$893.00
Up to 7'0"	Steel Mullion - 3 Hour Fire Rated, Windstorm Certified	FE707A <sup>1</sup>	\$1,101.00
Up to 8'0"	Steel Mullion - 3 Hour Fire Rated, Windstorm Certified	FE708A <sup>1</sup>	\$1,111.00

**Key Removable Mullions**

Door Height	Description	Specify	Price
Up to 7'0"	Steel Mullion - 1-1/2 Hour Fire Rated	907BKM <sup>2</sup>	\$1,360.00
Up to 8'0"	Steel Mullion - 1-1/2 Hour Fire Rated	908BKM <sup>2</sup>	\$1,370.00
Up to 10'0" (ED5200, ED5200S only)	Steel Mullion - Panic Rated	910KM <sup>2</sup>	\$1,202.00
Up to 7'0"	Steel Mullion - 3 Hour Fire Rated, Windstorm Certified	WS707AKM <sup>2</sup>	\$1,545.00
Up to 8'0"	Steel Mullion - 3 Hour Fire Rated, Windstorm Certified	WS708AKM <sup>2</sup>	\$1,555.00

**Notes:**

1 For use with UL approved door assemblies that comply to FEMA 361 and FEMA 320 guidelines.

For the latest listings on compliant door assemblies visit our website at [corbinrusswin.com](http://corbinrusswin.com)

2 Cylinder and collars not included, specify separately

**Mullions Cylinder Options**

Description	Specify	Add or Deduct
Conventional 6-pin	6P	Add \$83.00 per cylinder
Conventional 7-pin	7P	Add \$85.00 per cylinder
IC 6-pin	C6	Add \$154.00 per cylinder
IC 7-pin	C7	Add \$158.00 per cylinder
Pyramid High Security Fixed Core	PHS	Add \$167.00 per cylinder
Pyramid Security Fixed Core	PS	Add \$138.00 per cylinder
Pyramid High Security IC	PCHS	Add \$235.00 per cylinder
Pyramid Security IC	PCS	Add \$197.00 per cylinder
Security	HS	Add \$189.00 per cylinder
Security IC	CHS	Add \$259.00 per cylinder
IC 6-pin less core	CL6	Add \$83.00 per cylinder
IC 7-pin less core	CL7	Add \$85.00 per cylinder

**Options**

Description	Specify	Add or Deduct
Door frame filler block for double rabbetted frames	M95	Add \$42.00 per mullion
Door frame angle bracket for aluminum frames	M96	Add \$42.00 per mullion
Mullion stabilizer	M57	Add \$62.00 per mullion

**Standard Features**

**Handing**

Handed, specify hand

**Door Thickness**

1-3/4"

**Backset**

2-3/4"

**Projection**

4-7/8"; 3-1/8" depressed

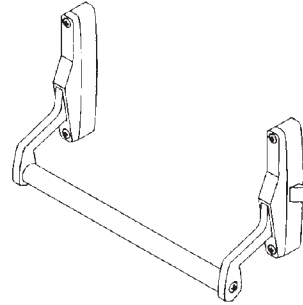
**Trim**

Cylinder is not included.  
See page 292 for  
cylinder options.

**Rim**

ED7200

Panic



**Vertical Rod**

ED7400

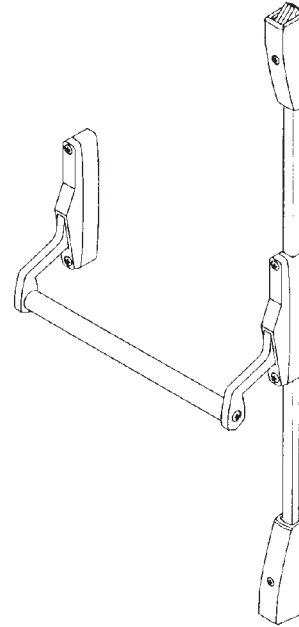
Panic

**Concealed Vertical Rod**

ED7800

Panic

ED7800A 3 Hour Fire Rated

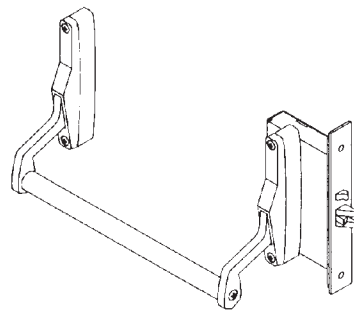


**Mortise**

ED7600

Panic

ED7600A 3 Hour Fire Rated



**Ordering Example**
**Rim Exit Device**

Quantity	Exit Device	Finish	Hand	Misc. Options
20	ED7200	606	RHR	M51-M54

**Rim Exit Device with Trim**

Quantity	Exit Device	Trim/Function	Finish	Hand	Door Thickness	Door Width	Misc. Options
50	ED7200	P557	630	LHR	D214	W048	M53

**Trim Only (Rim Device)**

Quantity	Exit Device	Finish
10	P457	630

**Vertical Rod Exit Device with Trim**

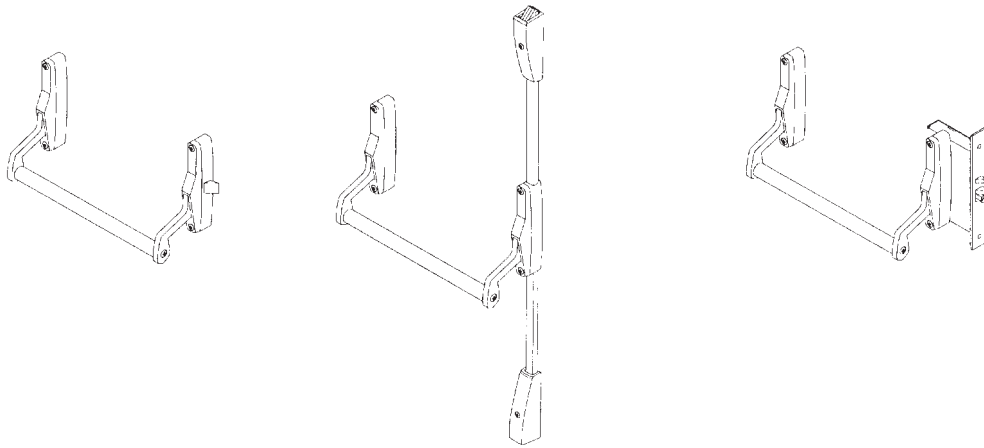
Quantity	Exit Device	Trim/Function	Finish	Hand	Door Thickness	Door Width	Misc. Options
50	ED7401	C455	613	RHR	D214	W048	H1000

**Mortise Exit Device with Trim**

Quantity	Exit Device	Trim/Function	Finish	Hand	Door Thickness	Strike	Door Width
50	ED7600A	T11M55	626	LHR	D200	SB200	W048

**Contract/Detailed Order - Rim Exit Device with Trim**

Quantity	Keyset	Exit Device	Trim/Function	Finish	Hand	Door Thickness	Door Width	Optional Cylinders	Keying
50	AA1	ED7200	P457	626	LHR	D200	W048	C6	VKC3



**36" Device Only**

Includes device, strike(s) and screw pack. No cylinder or trim.

**Rim ED7200 Series**

Function	Description	Finish: 613E, 626	Finish: 605, 606, 611, 612, 613, 618, 619, 625, 629, 630, 722
ED7200	Panic	\$2,624.00	\$2,701.00

**Vertical Rod ED7400 Series**

Function	Description	Finish: 613E, 626	Finish: 605, 606, 611, 612, 613, 618, 619, 625, 629, 630, 722
ED7400	Panic Exit Trim Only (accepts operator trim)	\$3,070.00	\$3,147.00
ED7401	Panic Exit Trim Only (accepts lever trim)		

**Mortise ED7600 Series**

Function	Description	Finish: 613E, 626	Finish: 605, 606, 611, 612, 613, 618, 619, 625, 629, 630, 722
ED7600	Panic	\$2,782.00	\$2,859.00
ED7600A	3 Hour Fire Rated		

**Concealed V.R. ED7800 Series**

Function	Description	Finish: 613E, 626	Finish: 605, 606, 611, 612, 613, 618, 619, 625, 629, 630, 722
ED7800	Panic	\$2,960.00	\$3,037.00
ED7800A	3 Hour Fire Rated	\$3,123.00	\$3,200.00

For rim exit trim prices, see page 292.  
 For vertical rod exit trim prices, see page 293.  
 For mortise exit device trim prices see pages 294-295.  
 For concealed vertical rod exit trim prices, see page 295.

Caution: Be sure of your measurements. Exit devices are NOT returnable.

**ED7200 Rim Trim**

Cylinder is not included.

**Pull Trim Design: P4 D Grip Pull**



**Grip:** Extruded

**Escutcheon:** Wrought



Function	Description	Finish: 613E, 626	Finish: 605, 606, 611, 612, 613, 618, 619, 625, 629, 630, 722
P450	Dummy	\$353.00	\$381.00
P457	Nightlatch		

**Pull Trim Design: P5 Round Grip Pull**



**Grip:** Extruded

**Escutcheon:** Wrought



Function	Description	Finish: 613E, 626	Finish: 605, 606, 611, 612, 613, 618, 619, 625, 629, 630, 722
P550	Dummy	\$353.00	\$381.00
P557	Nightlatch		

**Pull Trim Design: P6 Pull**



**Grip:** Wrought  
MR option available

**Escutcheon:** Wrought



Function	Description	Finish: 613E, 626	Finish: 605, 606, 611, 612, 613, 618, 619, 625, 629, 630, 722
P650	Dummy	\$353.00	\$381.00
P657	Nightlatch		

**Pull Trim Design: P7 Plate**

**Escutcheon:** Wrought  
MR option available



Function	Description	Finish: 613E, 626	Finish: 605, 606, 611, 612, 613, 618, 619, 625, 629, 630, 722
P757	Nightlatch	\$345.00	\$373.00



**ED7400 Surface Vertical Rod Trim**


Cylinder is not included.

**Escutcheon Trim Design: C4 Citation**



**Lever:** Cast  
MR option available

**Escutcheon:** Wrought  
Available with ED7401 device only.



Function	Description	Finish: 613E, 626	Finish: 605, 606, 611, 612, 613, 618, 619, 625, 629, 630, 722
C455*	Classroom	\$739.00	\$767.00
C457*	Nightlatch		

\*1-3/4 doors only

**Escutcheon Trim Design: D4 Dirke**



**Lever:** Cast  
MR option available

**Escutcheon:** Wrought  
Available with ED7401 device only.



Function	Description	Finish: 613E, 626	Finish: 605, 606, 611, 612, 613, 618, 619, 625, 629, 630, 722
D455*	Classroom	\$739.00	\$767.00
D457*	Nightlatch		

\*1-3/4 doors only

**Escutcheon Trim Design: O3 D Grip Operator**



**Pull:** Extruded  
MR option available

**Escutcheon:** Cast  
Available with ED7400 only.



Function	Description	Finish: 613E, 626	Finish: 605, 606, 611, 612, 613, 618, 619, 625, 629, 630, 722
O355	Classroom	\$739.00	\$767.00
O356**	Nightlatch		
O357	Nightlatch		

**Escutcheon Trim Design: O4 Round Grip Operator**



**Pull:** Extruded  
MR option available

**Escutcheon:** Cast  
Available with ED7400 only.



Function	Description	Finish: 613E, 626	Finish: 605, 606, 611, 612, 613, 618, 619, 625, 629, 630, 722
O455	Classroom	\$739.00	\$767.00
O456**	Nightlatch		
O457	Nightlatch		

\*\*Key also used to hold top and bottom latchbolts in retracted position.

**ED7600 Mortise Trim**

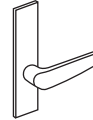
Cylinder is not included.

**Escutcheon Trim Design: C4M Citation**



**Lever:** Cast

**Escutcheon:** Cast



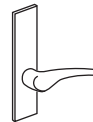
Function	Description	Finish: 613E, 626	Finish: 605, 606, 611, 612, 613, 618, 619, 625, 629, 630, 722
C4M10	Passage	\$739.00	\$767.00
C4M55	Classroom		

**Escutcheon Trim Design: D4M Dirke**



**Lever:** Cast

**Escutcheon:** Cast



Function	Description	Finish: 613E, 626	Finish: 605, 606, 611, 612, 613, 618, 619, 625, 629, 630, 722
D4M10	Passage	\$739.00	\$767.00
D4M55	Classroom		

**Escutcheon Trim Design: G6M Global**

**Knob:** Wrought Reinforced

**Escutcheon:** Cast



Function	Description	Finish: 613E, 626	Finish: 605, 606, 611, 612, 613, 618, 619, 625, 722
G6M10	Passage	\$739.00	\$767.00
G6M50	Dummy		
G6M55	Classroom		

**ED7600 Mortise Trim**

Cylinder is not included.

**Thumbpiece Trim Design: T11M D Grip**

**Grip:** Extruded      **Escutcheon:** Cast



Function	Description	Finish: 613E, 626	Finish: 605, 606, 611, 612, 613, 618, 619, 625, 629, 630, 722
T11M10	Passage	\$544.00	\$572.00
T11M50	Dummy		
T11M55	Classroom		
T11M57	Nightlatch		

**Thumbpiece Trim Design: T12M Round Grip**

**Grip:** Extruded      **Escutcheon:** Cast



Function	Description	Finish: 613E, 626	Finish: 605, 606, 611, 612, 613, 618, 619, 625, 629, 630, 722
T12M10	Passage	\$544.00	\$572.00
T12M50	Dummy		
T12M55	Classroom		
T12M57	Nightlatch		

**ED7800 Concealed Vertical Rod Trim**

Cylinder is not included.

**Trim Design: O5 Operator**

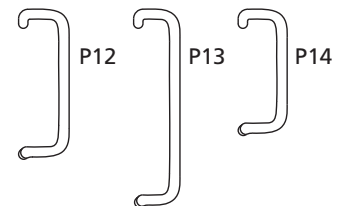
**Escutcheon:** Cast



Function	Description	Finish: 613E, 626	Finish: 605, 606, 611, 612, 613, 618, 619, 625, 629, 630, 722
O557	Nightlatch	\$263.00	\$299.00

**Offset Pull Trim: P12, P13, P14**

Offset Pull Trim	Part Number	Finish: 613E, 630	Finishes: 605, 606, 612, 613, 626, 629
P12	716F50M X Finish	\$258.00	\$272.00
P13	716F51M X Finish	\$316.00	\$330.00
P14	716F52M X Finish	\$223.00	\$237.00



**Cylinder Options**

Description	Specify	Add or Deduct
Conventional 6-pin <sup>7</sup>	6P*	Add \$83.00 per cylinder
Conventional 7-pin <sup>7</sup>	7P	Add \$85.00 per cylinder
Access 3 Patented	AP	Add \$83.00 per cylinder
Access 3 Security	AS	Add \$132.00 per cylinder
Access 3 High Security, UL 437	AHS	Add \$152.00 per cylinder
Access 3 IC Patented	ACP	Add \$154.00 per cylinder
Access 3 IC Security	ACS	Add \$203.00 per cylinder
Access 3 IC High Security, UL 437	ACHS	Add \$223.00 per cylinder
Pyramid Security fixed core <sup>1, 5, 6</sup>	PS	Add \$138.00 per cylinder
Pyramid Security IC <sup>2, 6</sup>	PCS	Add \$197.00 per cylinder
Pyramid High Security fixed core <sup>1, 5, 6</sup>	PHS	Add \$167.00 per cylinder
Pyramid High Security IC <sup>2, 6</sup>	PCHS	Add \$235.00 per cylinder
Pyramid IC with temporary construction core <sup>2, 6</sup>	CTP	Add \$154.00 per cylinder
Pyramid IC with temporary disposable core <sup>1, 3, 6</sup>	CTPD	Add \$83.00 per cylinder
Pyramid IC less core <sup>2, 6</sup>	CLP	Add \$83.00 per cylinder
Security <sup>1</sup>	HS	Add \$189.00 per cylinder
Security IC <sup>2</sup>	CHS	Add \$259.00 per cylinder
Blockout function	BO	Add \$172.00 per cylinder
IC 6-pin <sup>2</sup>	C6	Add \$154.00 per cylinder
IC 6-pin with temporary construction core <sup>2</sup> (Red)	CT6R	Add \$154.00 per cylinder
IC 6-pin with temporary construction core <sup>2</sup> (Blue)	CT6B	Add \$154.00 per cylinder
IC 6-pin with temporary construction core <sup>2</sup> (Green)	CT6G	Add \$154.00 per cylinder
IC 6-pin with temporary disposable core <sup>2</sup>	CT6D	Add \$83.00 per cylinder
IC 6-pin less core <sup>2</sup>	CL6	Add \$83.00 per cylinder
SFIC 6-pin with Less Core	CLS6	Add \$83.00 per cylinder
IC 6-pin with SFIC disposable temporary core	CT6SD	Add \$83.00 per cylinder
IC 7-pin <sup>3</sup>	C7	Add \$158.00 per cylinder
IC 7-pin with temporary construction core <sup>3</sup> (Red)	CT7R	Add \$158.00 per cylinder
IC 7-pin with temporary construction core <sup>3</sup> (Blue)	CT7B	Add \$158.00 per cylinder
IC 7-pin with temporary construction core <sup>3</sup> (Green)	CT7G	Add \$158.00 per cylinder
IC 7-pin with temporary disposable core <sup>3</sup>	CT7D	Add \$85.00 per cylinder
IC 7-pin less core <sup>3</sup>	CL7	Add \$85.00 per cylinder
SFIC 7-pin with Less Core	CLS7	Add \$85.00 per cylinder
IC 7-pin with SFIC disposable temporary core	CT7SD	Add \$85.00 per cylinder
Less master ring cylinder <sup>4</sup>	MR-LC	No Charge
Master Ring <sup>4</sup>	MR	Add \$128.00 per cylinder

\*6P cylinder option is supplied in 6-pin, L4 keyway, 0-bitted with two nickel silver keys.

**Notes:**

1. Available on outside trim only.  
 2. Not available on O5 trim.  
 3. Rim only.

4. Available on C4, D4, OBS, O3, O4 trims only.  
 5. Not available on ED7600 C4M, D4M, E4M B5M, G6M trims.

6. Pyramid is not available on ED7600 with door thicknesses over 2-1/4".  
 7. Not available on P4, P5, P5, P7 trims.

**Keying Options**

Description	Specify	Add or Deduct
0-Bitted with 2 blank keys	(standard)	No Charge
Keyed Random	KR	No Charge
Master Keyed (all cylinders except 8000, 8020, 8027 IC core)	specify keyset	Add \$16.00 per cylinder
Master Keyed Pyramid	specify keyset	Add \$16.00 per cylinder
Master Keyed Security (including IC cylinder and core)	specify keyset	Add \$16.00 per cylinder
Master Keyed (8000, 8020, 8027 IC core)	specify keyset	No Charge
Master Keyed to customer bittings or sample key	specify keyset	Add \$16.00 per cylinder
Construction master keyed <sup>1, 2</sup>	CMK	Add \$16.00 per cylinder
Visual key control (VKC)		
- No Stamping	VKC0	\$4.50
- Keys only	VKC1	No Charge
- Cylinders and Keys <sup>3</sup>	VKC2	\$8.00
- Cylinders only <sup>3</sup>	VKC3	\$8.00
Concealed key control (CKC)		
- CKC cylinders with VKC keys	CKC2	\$8.00
- CKC cylinders only <sup>3</sup>	CKC3	\$8.00
More than 2 keys per lock	KY# (e.g., KY6)	See page 66 - Cut Keys Section

**Notes:**

1. CMK Construction master keying charge is in addition to master keying charge.  
 2. CMK Construction master keying is not available in Pyramid or Security series.  
 3. VKC2, VKC3, CKC3 are not available in Pyramid or Security series.

### Strike Options

To purchase strike separately, see catalog for part no.

Description	Specify	Add or Deduct
Open rim strike on ED7200	(standard)	No Charge
Rim strike	S07	
Rim strike for aluminum frames with blade stops	S08	
Mortised adjustable rim strike	S04	
Vertical rod top strike on ED7400 device	(standard)	
Vertical rod bottom strike on ED7400	(standard)	
Vertical rod flush bottom strike on ED7400 device	S03	
Concealed vertical rod top strike on ED7800 device	(standard)	
Fire rated concealed vertical rod top strike on ED7800A device	(standard)	
Fire rated concealed vertical rod bottom strike on ED7800 and ED7800A devices	(standard)	

Description	Lip Length	Specify	Add or Deduct
Mortise straight lip ANSI strike on ED7600, ED7600A	1-1/8"	(standard)	No Charge
	1-1/4"	SS114	
	1-3/8"	SS138	
Mortise open back strike	1-3/4"	SB134	Add \$80.00 per device
	2"	SB200	\$128.00
	2-1/4"	SB214	

### Custom Laser Engraving- LASER

#### Laser engraving processing charge (all engraving types)

- \$250 net per order. Charge will be applied to production order when placed.

#### Single Vanity, Logo or Other (same engraving on all parts)

- Lever - \$10 net add each
- Mortise Escutcheon - \$10 net add each
- HPSK Paddle - \$10 net add each

#### Unique laser engraving (i.e. Room Number, Apartment Number, etc)

- \$12 net add each (per piece)

<b>Door Width Options</b>		
<b>Description</b>	<b>Specify</b>	<b>Add or Deduct</b>
36"	(standard)	No Charge
48"	W048	Add \$35.00 per device
<b>Door Thickness Options</b>		
<b>Description</b>	<b>Specify</b>	<b>Add or Deduct</b>
1-3/4"	(standard)	No Charge
2" (Not available for ED7800 Series)	D200	
2-1/4" (Not available for ED7800 Series)	D214	
<b>Door Height Options</b>		
<b>Description</b>	<b>Specify</b>	<b>Add or Deduct</b>
7'6" (ED7400 devices)	(standard)	No Charge
7'2" (ED7400A & 7800A devices)	(standard)	
8'6" (ED7800 devices)	(standard)	
10'0" (ED7400 devices only)	H1000	Add \$82.00 per device
10'8" (ED7800 devices only)	H1008	
<b>Miscellaneous Options</b>		
<b>Description</b>	<b>Specify</b>	<b>Add or Deduct</b>
Spanner head screws	M02	Add \$32.00 per device
ANSI wrought strike box (for mortise only)	M17	No Charge
Knurling outside and inside (trim and device)	M20	Add \$139.00 per device
Knurling outside only (trim side)	M21	Add \$65.00 per device
Knurling inside only (device side)	M22	Add \$74.00 per device
Abrasive coat outside and inside (trim and device)	M23	Add \$88.00 per device
Abrasive coat inside only (device side)	M24	Add \$46.00 per device
Abrasive coat outside only (trim side)	M25	Add \$42.00 per device
Stainless steel crossbar <sup>1</sup>		
- When ordered with 626 or 630 finish	M50	No Charge
- All other finishes	M50	Add \$74.00 per device
Less dogging	M51	No Charge
Steel reinforced crossbar	M53	Add \$68.00 per device
Sex nuts and bolts (SNBs)	M54	No Charge
Shim for 2-3/4" backset on doors with 1/2" stop (for ED7200 only)	M59	Add \$22.00 per device
Less latch hold-back (for ED7200 and ED7600 devices only)	M66	No Charge
Note: 1. Not available with M22 or M20 option.		

**Mortise Lock Only**

Includes lockcase, armored front, strike and screw pack. No cylinder.

**Ordering Example**

Qty	Lock Number	Hand	Finish
10	MLE09	RHR	626

Lock Number	Description	Finish: 605, 606, 611, 612, 613, 622, 625, 626, 629, 630
MLE08	ED7600	\$572.00
MLE09	ED7600A	\$582.00

**Removable Mullion**

**Ordering Example**

Quantity	Mullion Number
10	507

Mullion Number	Description	Price
507	For doors up to 7'2"	\$639.00
508	For doors up to 8'0"	\$893.00
510	For doors up to 10'	\$766.00

**Standard Features**

**Handing**

ED8200 Non-handed  
ED8400 Handed; specify hand

**Door Thickness**

1-3/4"

**Backset**

2-3/4"

**Bar Length**

36 standard; 30", 42" and 48"  
available. Easily field cut to size.

**Projection**

2-1/2"

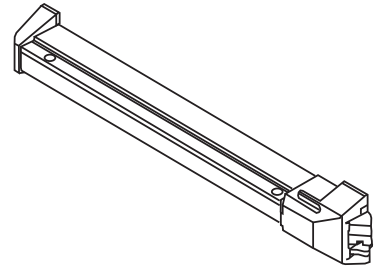
**Trim**

Cylinder is not included.  
See page 303 for  
cylinder options.

**RIM**

ED8200  
ED8200B  
ED8200A

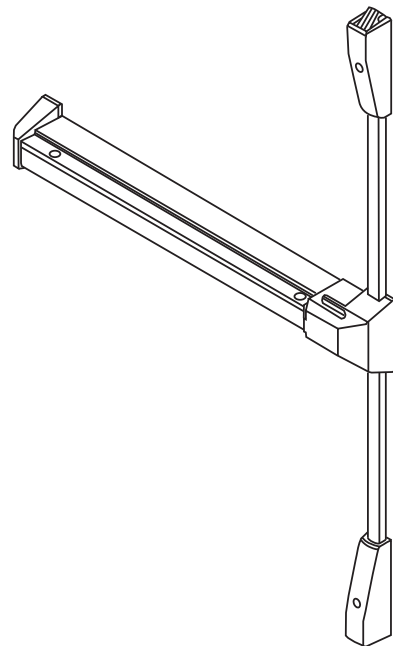
Panic  
1-1/2 Hour Fire Rated  
3 Hour Fire Rated



**VERTICAL ROD**

ED8400  
ED8400A

Panic  
3 Hour Fire Rated





**Ordering Example**
**Rim Exit Device**

Quantity	Exit Device	Finish
20	ED8200	689

**Rim Exit Device with Trim**

Quantity	Exit Device	Trim/Function	Finish		Hand	Door Thickness	Door Width	Misc. Options
			Trim	Device				
50	ED8200A	A657	613	690	RHR	D200	W048	M58

**Trim Only (Rim or Vertical Rod)**

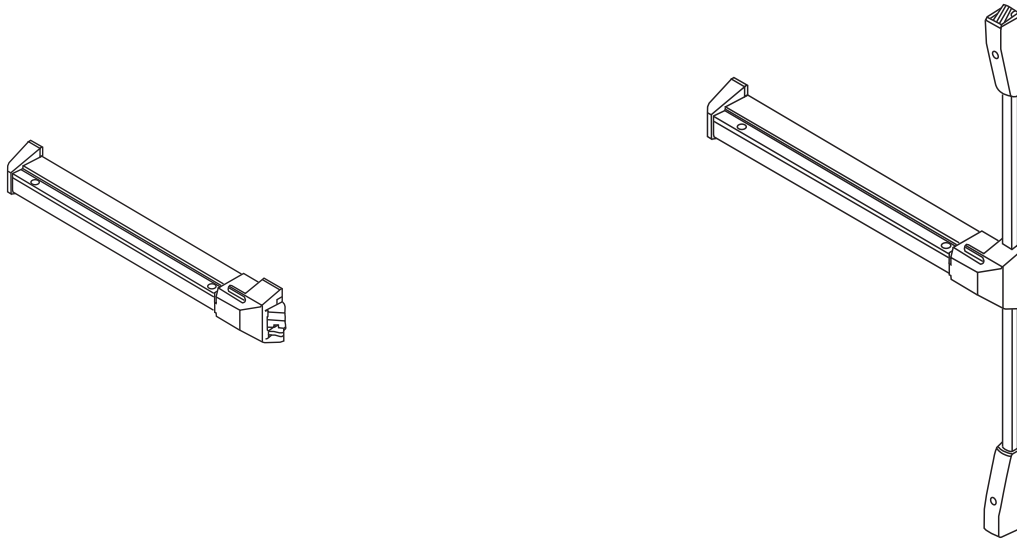
Quantity	Trim/Function	Finish	Hand
10	N655	606	RHR

**Vertical Rod Exit Device with Trim**

Quantity	Exit Device	Trim/Function	Finish		Hand	Optional Strike	Door Width	Height
			Trim	Device				
50	ED8400	PR610	626	689	RHR	S03	W048	H1000

**Contract/Detailed Order - Rim Exit Device with Trim**

Quantity	Keyset	Exit Device	Trim/Function	Finish		Hand	Door Thickness	Door Width	Optional Cylinder	Keying
				Trim	Device					
50	AA1	ED8200	N655	626	689	LHR	D200	W048	C6	VKC3



**30", 36" and 42" Exit Devices**

Includes device, strike(s) and screw pack. No cylinder or trim.

**Rim ED8200 Series**

Function	Description	Finish: 689, 690, 691
ED8200	Panic	\$518.00
ED8200B	1-1/2 Hour Fire Rated	\$590.00
ED8200A	3 Hour Fire Rated	\$671.00

**Vertical Rod ED8400 Series**

Function	Description	Finish: 689, 690, 691
ED8400	Panic	\$909.00
ED8400A	3 Hour Fire Rated	\$1,062.00

For exit trim prices see pages 304-306.

Caution: Be sure of your measurements. Exit devices are NOT returnable.

**ED8200/ED8400 Rim and Vertical Rod Trim**


Cylinder is not included, except where noted.

**Rose Trim Design: A6 Armstrong**



**Lever:** Die cast zinc  
Cylinder included

**Rose:** Wrought brass or bronze




Function	Description	Finish: 613E, 626	Finish: 605, 606, 611, 612, 613, 619, 625, 722
A610	Passage	\$300.00	\$310.00
A650	Dummy	\$300.00	\$310.00
A655	Classroom	\$326.00	\$336.00
A657	Nightlatch <sup>1</sup>		
A659	Storeroom		

**Rose Trim Design: N6 Newport**



**Lever:** Die cast zinc  
Cylinder included

**Rose:** Wrought brass or bronze



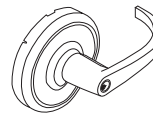
Function	Description	Finish: 613E, 626	Finish: 605, 606, 611, 612, 613, 619, 625, 722
N610	Passage	\$300.00	\$310.00
N650	Dummy	\$300.00	\$310.00
N655	Classroom	\$326.00	\$336.00
N657	Nightlatch <sup>1</sup>		
N659	Storeroom		

**Rose Trim Design: PR6 Princeton**



**Lever:** Die cast zinc  
Cylinder included

**Rose:** Wrought brass or bronze



Function	Description	Finish: 613E, 626	Finish: 605, 606, 611, 612, 613, 619, 625, 722
PR610	Passage	\$300.00	\$310.00
PR650	Dummy	\$300.00	\$310.00
PR655	Classroom	\$326.00	\$336.00
PR657	Nightlatch <sup>1</sup>		
PR659	Storeroom		

Note:  
1. Not recommended for use with ED8400 and ED8400A surface vertical rod exit devices.

**ED8200/ED8400 Rim and Vertical Rod Trim**

Cylinder is not included, except where noted.

**Rose Trim Design: G10 Global**

**Knob:** Wrought  
Cylinder included

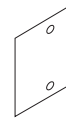
**Rose:** Wrought brass or bronze



Function	Description	Finish: 613E, 626	Finish: 605, 606, 611, 612, 613, 619, 625, 722
G1010	Passage	\$282.00	\$292.00
G1055	Classroom	\$308.00	\$318.00
G1050	Dummy	\$282.00	\$292.00
G1057	Nightlatch <sup>1</sup>	\$308.00	\$318.00
G1059	Storeroom	\$308.00	\$318.00

**Flat Plate Trim Design: F1 Flat Plate**

**Plate:** Steel

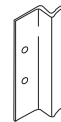


Function	Description	Finish: 613E, 626	Finish: 605, 606, 611, 612, 613, 619, 625, 722
F150	Dummy	\$80.00	\$90.00
F157	Nightlatch <sup>1</sup>		

**Pull Trim Design: P1 Z-Pull**



**Pull:** Extruded Aluminum



Function	Description	Finish: 613E, 626	Finish: 605, 606, 611, 612, 613, 619, 625, 722
P150	Dummy	\$242.00	\$252.00

Note:  
1. Not recommended for use with ED8400 and ED8400A surface vertical rod exit devices.

**ED8200/ED8400 Rim and Vertical Rod Trim**

Cylinder is not included, except where noted.

**Pull Trim Design: P2 Offset Pull**



**Pull:** Extruded Aluminum

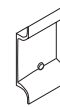


Function	Description	Finish: 613E, 626	Finish: 605, 606, 611, 612, 613, 619, 625, 722
P250	Dummy	\$282.00	\$292.00
P257	Nightlatch <sup>1</sup>		

**Pull Trim Design: P8 Wing Pull**



**Pull:** Extruded Aluminum



Function	Description	Finish: 689, 690, 691
P850	Dummy	\$82.00
P857	Nightlatch <sup>1</sup>	

**Trim Design: KO Key Only**

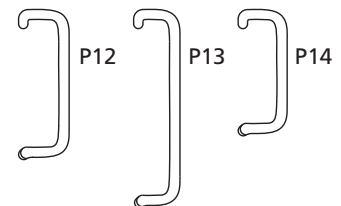
Note: Available with cylinder option only.  
Example: KO57 x 6P



Function	Description	Finish: 605, 606, 611, 612, 613, 619, 622, 625, 626, 722
KO57	Nightlatch <sup>1</sup>	\$55.00

**Offset Pull Trim: P12, P13, P14**

Offset Pull Trim	Part Number	Finishes: 613E, 630	Finishes: 605, 606, 612, 613, 626, 629
P12	716F50M X Finish	\$258.00	\$272.00
P13	716F51M X Finish	\$316.00	\$330.00
P14	716F52M X Finish	\$223.00	\$237.00



Note:  
1. Not recommended for use with ED8400 and ED8400A surface vertical rod exit devices.

**Cylinder Options\***
**Rim Cylinder Trim**

Description	Specify	Add or Deduct
Conventional 6-pin	6P**	Add \$83.00 per cylinder
Conventional 7-pin	7P	Add \$85.00 per cylinder
Access 3 Patented	AP	Add \$83.00 per cylinder
Access 3 Security	AS	Add \$132.00 per cylinder
Access 3 High Security, UL 437	AHS	Add \$152.00 per cylinder
Access 3 IC Patented	ACP	Add \$154.00 per cylinder
Access 3 IC Security	ACS	Add \$203.00 per cylinder
Access 3 IC High Security, UL 437	ACHS	Add \$223.00 per cylinder
Pyramid Security fixed core	PS	Add \$138.00 per cylinder
Pyramid Security IC	PCS	Add \$197.00 per cylinder
Pyramid High Security fixed core	PHS	Add \$167.00 per cylinder
Pyramid High Security IC	PCHS	Add \$235.00 per cylinder
Pyramid IC with temporary construction core	CTP	Add \$154.00 per cylinder
Pyramid IC with temporary disposable core	CTPD	Add \$83.00 per cylinder
Pyramid IC less core	CLP	Add \$83.00 per cylinder
Security	HS	Add \$189.00 per cylinder
Security IC	CHS	Add \$259.00 per cylinder
IC 6-pin	C6	Add \$154.00 per cylinder
IC 6-pin with temporary construction core (Red)	CT6R	Add \$154.00 per cylinder
IC 6-pin with temporary construction core (Blue)	CT6B	Add \$154.00 per cylinder
IC 6-pin with temporary construction core (Green)	CT6G	Add \$154.00 per cylinder
IC 6-Pin with temporary disposable core	CT6D	Add \$83.00 per cylinder
IC 6-pin less core	CL6***	Add \$83.00 per cylinder
SFIC 6-pin with Less Core	CLS6	Add \$83.00 per cylinder
IC 6-pin with SFIC disposable temporary core	CT6SD	Add \$83.00 per cylinder
IC 7-pin	C7	Add \$158.00 per cylinder
IC 7-pin with temporary construction core (Red)	CT7R	Add \$158.00 per cylinder
IC 7-pin with temporary construction core (Blue)	CT7B	Add \$158.00 per cylinder
IC 7-pin with temporary construction core (Green)	CT7G	Add \$158.00 per cylinder
IC 7-Pin with temporary disposable core	CT7D	Add \$85.00 per cylinder
IC 7-pin less core	CL7	Add \$85.00 per cylinder
SFIC 7-pin with Less Core	CLS7	Add \$85.00 per cylinder
IC 7-pin with SFIC disposable temporary core	CT7SD	Add \$85.00 per cylinder
Blockout function	BO	Add \$172.00 per cylinder

**Knob and Lever Trim**

Description	Specify	Add or Deduct
Conventional 6-pin	6P**	No Charge
Conventional 7-pin	7P	Add \$2.00 per cylinder
Access 3 Patented	AP	No Charge
Access 3 Security	AS	Add \$54.00 per cylinder
Access 3 High Security, UL 437	AHS	Add \$76.00 per cylinder
Access 3 IC Patented	ACP	Add \$71.00 per cylinder
Access 3 IC Security	ACS	Add \$120.00 per cylinder
Access 3 IC High Security, UL 437	ACHS	Add \$140.00 per cylinder
Pyramid Security fixed core	PS	Add \$55.00 per cylinder
Pyramid Security IC	PCS	Add \$124.00 per cylinder
Pyramid High Security fixed core	PHS	Add \$82.00 per cylinder
Pyramid High Security IC	PCHS	Add \$152.00 per cylinder
Security	HS	Add \$105.00 per cylinder
Security IC	CHS	Add \$176.00 per cylinder
IC 6-pin	C6	Add \$71.00 per cylinder
IC 6-pin with temporary construction core (Red)	CT6R	Add \$71.00 per cylinder
IC 6-pin with temporary construction core (Blue)	CT6B	Add \$71.00 per cylinder
IC 6-pin with temporary construction core (Green)	CT6G	Add \$71.00 per cylinder
IC 6-pin with temporary disposable core	CT6D	No Charge
IC 6-pin less core	CL6	No Charge
IC 7-pin	C7	Add \$73.00 per cylinder
IC 7-pin with temporary construction core (Red)	CT7R	Add \$73.00 per cylinder
IC 7-pin with temporary construction core (Blue)	CT7B	Add \$73.00 per cylinder
IC 7-pin with temporary construction core (Green)	CT7G	Add \$73.00 per cylinder
IC 7-pin with temporary disposable core	CT7D	No Charge
IC 7-pin less core	CL7	No Charge
Less (1) cylinder	LC	Deduct \$76.00 per cylinder

\*Optional alarm unit cylinder and trim are keyed alike unless otherwise specified.

If different keying is required, specify outside cylinder, then inside cylinder.

\*\*6P cylinder option is supplied in 6-pin, L4 keyway, 0-bitted with two nickel silver keys.

\*\*\* Not available for G10 trim

**Keying Options\***

Description	Specify	Add or Deduct
0-Bitted with 2 blank keys	(standard)	No Charge
Keyed random	KR	No Charge
Master Keyed (all cylinders except (8000, 8020, 8027 IC core)	specify keyset	Add \$16.00 per cylinder
Master Keyed Pyramid	specify keyset	Add \$16.00 per cylinder
Master Keyed Security (including IC cylinder and core)	specify keyset	Add \$16.00 per cylinder
Master Keyed 8000, 8020, 8027 IC core	specify keyset	No Charge
Master Keyed to customer bittings or sample key	specify keyset	Add \$16.00 per cylinder
Construction master keyed <sup>1,2</sup>	CMK	Add \$16.00 per cylinder
Visual key control (VKC)		
- No Stamping	VKC0	\$4.50
- Keys only	VKC1	No Charge
- Cylinders and Keys <sup>3</sup>	VKC2	\$8.00
- Cylinders only <sup>3</sup>	VKC3	\$8.00
Concealed key control (CKC)		
- CKC cylinders with VKC keys	CKC2	\$8.00
- CKC cylinders only <sup>3</sup>	CKC3	\$8.00
More than 2 keys per lock	KY# (e.g., KY6)	See page 66 - Cut Keys Section

**Notes:**

1. CMK Construction master keying charge is in addition to master keying charge.
  2. CMK construction master keying is not available in Pyramid or Security Series.
  3. VKC2, VKC3, CKC3 are not available in Pyramid or Security series.
- \*For key bows other than 10 and 90, specify 'KB' + bow number as Quick Code, e.g. KB12. No extra charge.

**Door Width Options**

Door Width	Specify	Add or Deduct
36"	(standard)	No Charge
30"	W030	
42"	W042	
48"	W048	Add \$35.00 per device

**Door Thickness Options**

Door Thickness	Specify	Add or Deduct
1-3/8" (G10, A6, N6, PR6 Trim only)	D138	No Charge
1-3/4"	(standard)	
2"	D200	
2-1/4"	D214	

**Door Height Options**

Door Height	Specify	Add or Deduct
7'6" (ED8400 devices)	(standard)	No Charge
8'0" (ED8400A devices)	(standard)	
10'0" (ED8400 devices only)	H1000	

**Miscellaneous Options**

Description	Specify	Add or Deduct
Less cylinder with tailpiece for Schlage® cylinder (A6, N6, PR6 designs only)	M06	No Charge
Lever to accept 6- or 7-pin Best-type IC core (SFIC) (N6, PR6 design only)	M08	No Charge
Lever to accept Sargent® cylinder (N6, PR6 design only)	M09	
Lever to accept <i>Schlage</i> IC core (N6, PR6 design only)	M69	
Knurling outside only (trim side)	M21	Add \$69.00 per lockset
Abrasive coat outside and inside (trim and device)	M23	Add \$85.00 per lockset
Abrasive coat inside only (device side)	M24	Add \$43.00 per lockset
Abrasive coat outside only (trim side)	M25	Add \$43.00 per lockset
Less dogging	M51	No Charge
Sex nuts and bolts (SNBs) <sup>1</sup>	M54	No Charge
Mullion Stabilizer	M57	Add \$62.00 per mullion
Shim kit (for vision light)		
- Rim device	M58	Add \$62.00 to device
- Vertical Rod device	M58	Add \$110.00 to device
Shim for 2-3/4" backset on doors with 1/2" stop	M59	Add \$30.00 to device
Exit alarm (for rim devices only)		
- Rim	M61	Add \$572.00 to device
- 1-1/2" hour fire rated rim	M61	Add \$578.00 to device
Exit alarm with delay (for rim devices only)		
- Rim	M62	Add \$601.00 to device
- 1-1/2" hour fire rated rim	M62	Add \$597.00 to device

Note:

1. Not available with D138 option.

**Strike Options\***

Description	Specify	Add or Deduct
Rim strike on ED8200, ED8200B devices	(standard)	No Charge
Fire rated Rim strike on ED8200A devices		
Rim x Vertical Rod strike for pairs of doors	S02	Add \$36.00 to device
Vertical Rod top strike on ED8400 device	(standard)	No Charge
Vertical Rod surface projecting bottom strike on ED8400 device		
Vertical Rod flush bottom strike on ED8400 device	S03	No Charge
Fire rated Vertical Rod top strike on ED8400A device	(standard)	No Charge
Fire rated Vertical Rod bottom strike on ED8400A device	(standard)	No Charge

\*To purchase strike separately, see catalog or parts manual for part no.

**Custom Laser Engraving- LASER**
**Laser engraving processing charge (all engraving types)**

- \$250 net per order. Charge will be applied to production order when placed.

**Single Vanity, Logo or Other (same engraving on all parts)**

- Lever - \$10 net add each
- Mortise Escutcheon - \$10 net add each
- HPSK Paddle - \$10 net add each

**Unique laser engraving (i.e. Room Number, Apartment Number, etc)**

- \$12 net add each (per piece)



**Alarm Kit**

**Ordering Example**

Quantity	Kit Number	Finish	Options
4	ED82AK	689	M62

Function	Description	Finish: 689, 690, 691
ED82AK	Cylinder is not included, M61 option	\$723.00
ED82AK	Cylinder is not included, M62 option	\$747.00

**Removable Mullion (Cylinder not included)**

Cylinder not included

**Ordering Example**

Quantity	Mullion Number
10	508

**Door Height Options**

Door Height	Specify	Price
Up to 8'0" 3 hour fire rated	508	\$893.00
Up to 7'2"	507	\$639.00
(SFIC) Up to 10'0" (ED8200 only)	510	\$766.00
Up to 7'0" Steel Mullion - Panic Rated	907	\$636.00
Up to 8'0" Steel Mullion - Panic Rated	908	\$646.00
Up to 10'0" (ED8200 only), Steel Mullion - Panic Rated	910	\$766.00
Up to 7'0", Steel Mullion - 3 Hour Fire Rated	907A	\$883.00
Up to 8'0", Steel Mullion - 3 Hour Fire Rated	908A	\$893.00

**Options**

Description	Specify	Price
Up to 7'0", key removable mullion, 1-1/2 Hour Fire Rated	907BKM <sup>1</sup>	\$1,360.00
Up to 8'0", key removable mullion, 1-1/2 Hour Fire Rated	908BKM <sup>1</sup>	\$1,370.00
Up to 10'0" (ED8200 only), key removable mullion, Panic Rated	910KM <sup>1</sup>	\$1,202.00
Door frame filler block for double rabbeted frames	M95	Add \$42.00 per mullion
Door frame angle bracket for aluminum frames	M96	Add \$42.00 per mullion

Note 1: Cylinder and collars not included, specify separately

**Mullions Cylinder Options**

Description	Specify	Add or Deduct
Conventional 6-pin	6P	Add \$83.00 per cylinder
Conventional 7-pin	7P	Add \$85.00 per cylinder
IC 6-pin	C6	Add \$154.00 per cylinder
IC 7-pin	C7	Add \$158.00 per cylinder
Pyramid High Security Fixed Core	PHS	Add \$167.00 per cylinder
Pyramid Security Fixed Core	PS	Add \$138.00 per cylinder
Pyramid High Security IC	PCHS	Add \$235.00 per cylinder
Pyramid Security IC	PCS	Add \$197.00 per cylinder
Security	HS	Add \$189.00 per cylinder
Security IC	CHS	Add \$259.00 per cylinder
IC 6-pin less core	CL6	Add \$83.00 per cylinder
IC 7-pin less core	CL7	Add \$85.00 per cylinder

**DOOR CLOSERS**

**PAGES**

**DC3000 Series:**

DC3000 Series Standard Features	323
DC3000 Series Arm Options, Miscellaneous Options, Brackets, Door Thickness, Drop Plates, Finish Options	324

**DC5000 Series (Cam Action Door Closer):**

DC5000 Series Standard Features	325
DC5000 Series Arm Options, Door Thickness, Handing, Finish Options, Miscellaneous Options, Drop Plate	326

**DC6000 Series:**

DC6000 Series Standard Features	327
DC6200 Series, DC6400 Series	328
DC6000 Series Arm Options, Door Width Options, Finish Options, Door Thickness, Handing	329
DC6000 Series Miscellaneous Options, Blade Stop Spacer, Miscellaneous Brackets, Drop Plates	330

**DC8000 Series:**

DC8000 Series Standard Features	331
DC8200 Series (Factory Pre-Sized)	332
DC8000 Series Arm Options, Door Width Options, Finish Options	333
DC8000 Series Miscellaneous Options, Blade Stop Spacer, Miscellaneous Brackets	334
DC8000 Series Drop Plates	335

**DC46900 Series:**

DC46900 Series Safeguard™ Door Controls: Ordering Example, DC46900 Series, Voltage	336
--	-----

**DC62900 Series:**

DC62900 Series Electromechanical Door Controls: Ordering Example, DC62900 Series, Miscellaneous Options, Voltage	337
Notes	338

**Standard Features**

**Handing**

Non-handed

**Spring Power**

DC3200 Series: Non-sized fully adjustable 1 thru 6.

**Degree of Opening**

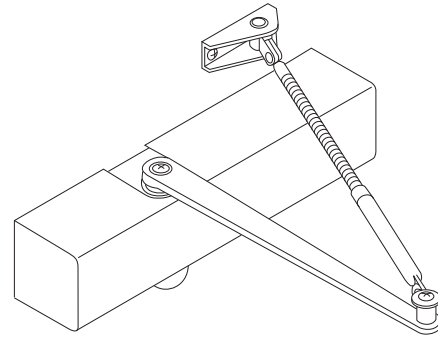
Up to 180° opening standard for regular, top jamb and parallel arm mounting.

**Case Quantity**

4

**Case Weight**

42 lbs



**Ordering Examples**

**Stock Order**

Quantity	Series/Mounting	Finish
48	DC3210	689

**Contract Order**

Quantity	Series/Mounting	Arm	Finish	Option
100	DC3210	A4	689	M54

**DC3200 Series**

Non-sized: full adjustability from sizes 1-6

Function	Description	Finish: 600, 689, 690, 691, 693, 696
DC3200	Regular arm	\$349.00
DC3210	Parallel arm	
DC3220	Top jamb	

DC3210 closers are tri-packed standard (for regular arm, top jamb or parallel arm mounting) unless specialty arm is requested.

**Arm Options**

Description	Specify Quick Code	Add or Deduct
Hold open arm	A1	Add \$61.00 per closer
Heavy-duty parallel arm with hold open	A2	Add \$78.00 per closer
Heavy-duty parallel arm	A3	Add \$39.00 per closer
Heavy-duty parallel arm with backstop	A4	Add \$72.00 per closer
Heavy-duty parallel arm with backstop & hold open	A5	Add \$136.00 per closer
Heavy-duty regular arm	A10	Add \$39.00 per closer

**Miscellaneous Options**

Description	Specify Quick Code	Add or Deduct
Sex nuts and bolts (SNB)	M54	No Charge
Backcheck intensity	(standard)	No Charge
Delayed Action	M71	Add \$38.00 per closer
Full ABS Cover	(standard)	No Charge
Corrosion protection	M75	Add \$38.00 per closer
Heavy-duty parallel arm flush transom bracket (499F30). Used with A2, A3, A4 & A5 arms)	M79	Add \$16.50 per closer

**Miscellaneous Brackets**

Description	Specify Quick Code	Add or Deduct
Parallel arm flush transom bracket	M82	Add \$25.00 per closer
Parallel arm offset bracket	M83	Add \$27.00 per closer
Mortise arm bracket for regular arm mounting	M84	Add \$27.00 per closer
Angle Support bracket	M85	Add \$27.00 per closer

**Door Thickness**

Description	Specify
1-3/4"	(standard)

**Drop Plates**

Closer Plates	Old Quick Ship #	Full Cover	List price
DC3210	M80	597F58	\$61.00
DC3220	M80	188F65	\$52.00

**Finish Options**

Description	Add or Deduct
600, 613E, 689, 690, 691, 693, 696	(standard)

**Standard Features**

**Handing**

Non-handed

**Spring Power**

DC5000 Series: sizes 1 thru 6 fully adjustable.

**Degree of Opening**

110° opening range for Push Side and Pull Side installations.

**Slide Track**

Standard

**Case Weight**

DC5230 8 lbs.

DC5240 8 lbs.



**Ordering Example**

**Stock Order**

Quantity	Series/Mounting	Finish
100	DC5230	689

**Contract Order**

Quantity	Series/Mounting	Arm	Finish
100	DC5240	A1	689

### DC5000 Series

Non-sized: full adjustability from sizes 1-6

Function	Description	Finish: 600, 689, 690, 691, 693, 696
DC5230	Pull Side Track	\$518.00
DC5240	Push Side Track	

### Arm Options

Description	Specify Quick Code	Add or Deduct
Hold open arm	A1	\$33.00

### Door Thickness

Description	Specify
1-3/4"	(standard)

### Handing

Description	Specify
Left Hand	LH
Right Hand	RH
Left Hand Reverse	RH
Right Hand Reverse	LH

### Finish Options

Description	Add or Deduct
Painted finishes: 600, 689, 690, 691, 693, 696	(standard)

### Miscellaneous Options

Description	Specify Quick Code	Add or Deduct
Sex nuts and bolts (SNB)	M54	No Charge

### Drop Plate

Description	Part Number	Add or Deduct
Drop Plate (Push side)	754F80	\$42.00

**Standard Features**

**Handing**

Non-handed

**Spring Power**

DC6200 Series: sizes 1 thru 6 non-sized fully adjustable.

DC6400 Series: sizes 1 thru 6 half-size adjustability.

**Degree of Opening**

Up to full 180° opening standard for regular, top jamb and parallel arm applications.

**Case Quantity**

4

**Case Weight**

DC6200 42 lbs

DC6400 42 lbs



**Ordering Example**

**Stock Order**

Quantity	Series/Mounting	Finish
100	DC6210	689

**Contract Order**

Quantity	Series/Mounting	Arm	Finish	Door Thickness
100	DC6406	A6	689	D138

**DC6200 Series**

Non-sized: full adjustability from sizes 1-6

Function	Description	Finish: 600, 689, 690, 691, 693, 696
DC6200	Regular arm	\$394.00
DC6210	Parallel arm	
DC6220	Top jamb	
DC6230	Pull side track**	\$454.00
DC6240	Push side track	

DC6210 closers are tri-packed standard (for regular arm, top jamb or parallel arm mounting) unless specialty arm is requested.  
 \*\*Minimum 3" top jamb required.

**DC6400 Series**

Sized: 1/2-size adjustability

Function	Description	Finish: 600, 689, 690, 691, 693, 696	
DC6401	Regular arm	\$394.00	
DC6402			Size 1
DC6403			Size 2
DC6404			Size 3
DC6405			Size 4
DC6406			Size 5
DC6411	Parallel arm	\$394.00	
DC6412			Size 1
DC6413			Size 2
DC6414			Size 3
DC6415			Size 4
DC6416			Size 5
DC6421	Top jamb	\$394.00	
DC6422			Size 1
DC6423			Size 2
DC6424			Size 3
DC6425			Size 4
DC6426			Size 5
DC6433	Pull side track	\$454.00	
DC6434			Size 3
DC6435			Size 4
DC6436			Size 5
DC6443	Push side track	\$454.00	
DC6444			Size 3
DC6445			Size 4
DC6446			Size 5

Note: See page 317 for plated finishes.  
 DC641X closers are tri-packed standard (for regular arm, top jamb or parallel arm mounting) unless specialty arm is requested.



**Arm Options**

Description	Specify Quick Code	Add or Deduct
Hold open arm	A1	Add \$61.00 per closer
Heavy-duty parallel arm with hold open	A2	Add \$78.00 per closer
Heavy-duty parallel arm	A3	Add \$39.00 per closer
Heavy-duty parallel arm with backstop	A4	Add \$72.00 per closer
Heavy-duty parallel arm with backstop & hold open	A5	Add \$136.00 per closer
Deep reveal (3-1/4" - 7-1/4")	A6	No Charge
Deep reveal with hold open	A8	Add \$61.00 per closer
Heavy-duty regular arm	A10	Add \$39.00 per closer
Heavy-duty Unitrol®	A11*	Add \$197.00 per closer
Heavy-duty Unitrol® with hold open	A12*	Add \$259.00 per closer
Heavy-duty parallel arm with extra clearance	A13	Add \$31.00 per closer
Heavy-duty friction hold open arm	A14	Add \$77.00 per closer
Push side track with hold open	A1	Add \$61.00 per closer

\* Specify door width

**Door Width Options**

Description	Specify Quick Code	Add or Deduct
A11, A12 door width 28" - 32"	W28	No Charge
A11, A12 door width 33" - 41"	W33	
A11, A12 door width 42" - 48"	W42	

**Finish Options\***

Description	Add or Deduct
	<b>605, 606, 611, 612, 625, 626</b>
Painted finishes: 600, 613E, 689, 690, 691, 693, 696	(standard)
Plated finishes: specify 605, 606, 611, 612, 625, 626	
Regular, parallel, hold open:	
- Plated arm & cover*	Add \$502.00 per closer
- Plated cover (metal)	Add \$205.00 per closer
- Plated arm*	Add \$297.00 per closer
Heavy-Duty arms (A2, A3, A4, A5, A10, A11, A12, A13, A14) are not available plated. Track & arm for track-type closers are not available plated.	

\*For split finish of closer cover and arm, specify cover first, then arm finish; e.g. DC6200 x 625 x 689.

**Door Thickness**

Description	Specify
1- 3/4"	(standard)
2"	D200

**Handing**

Description	Specify
Left Hand	LH
Right Hand	RH
Left Hand Reverse	RH
Right Hand Reverse	LH

**Miscellaneous Options**

Description	Specify Quick Code	Add or Deduct
Torx® Screws	M04	Add \$30.00 per closer
Sex nuts and bolts (SNB)	M54	No Charge
Backcheck intensity and location valves	(standard)	No Charge
Delayed Action	M71	Add \$38.00 per closer
Full ABS Cover	(standard)	No Charge
Full Metal Cover	M73	Add \$16.00 per closer
Extreme temperature fluid	(standard)	No Charge
Corrosion protection	M75	Add \$38.00 per closer
Security package*	M87	A2-Arm - Add \$108.00 per closer
		A3 Arm - Add \$74.00 per closer
		A4 Arm - Add \$106.00 per closer
		A5 Arm - Add \$167.00 per closer
		A10 Arm - Add \$74.00 per closer

\*M87 includes full metal cover, Torx® fasteners and A2, A3, A4, A5, or A10 arm. Specify arm when ordering.

**Blade Stop Spacer**

Description	Specify Quick Code	Add or Deduct
1/2" spacer (597F92)	M77	Add \$20.00 per closer
5/8" spacer (597F93)	M78	Add \$32.00 per closer

**Miscellaneous Brackets**

Description	Specify Quick Code	Add or Deduct
HD PA flush transom bracket (used with all parallel arms except the Unicontrol®)	M79	Add \$33.00 per closer
Parallel arm flush transom bracket	M82	Add \$25.00 per closer
Parallel arm offset bracket	M83	Add \$27.00 per closer
Mortise arm bracket for regular arm mounting	M84	Add \$27.00 per closer
Angle support bracket	M85	Add \$27.00 per closer
Deep Reveal Reinforcement Kit	M103	Add \$27.00 per closer
Flush partition bracket	M104	Add \$22.00 per closer
Lead lined cover (metal cover only)	M108	Add \$18.00 per closer

**Drop Plates**

Closer Plates	Old Quick Ship #	Full Cover	List Price
DC6210, DC6410 (Parallel)	M80	597F58	\$61.00
DC6220, DC6420 (Top Jamb)	M80	188F65	\$52.00
DC6230, DC6430 (Pull Side)	M81	597F59	\$52.00
DC6240, DC6440 (Push Side)	M102	597F59	\$52.00

**Standard Features**

**Handing**

Non-handed

**Spring Power**

DC8200 Series: sizes 1 thru 6 non-sized fully adjustable.

DC8200 Series: sizes 1 thru 6 half-size adjustability.

**Degree of Opening**

Up to full 180° opening standard for regular, top jamb and parallel arm applications.

**Case Quantity**

4

**Case Weight**

DC8200 54 lbs



**Ordering Example**

**Stock Order**

Quantity	Series/Mounting	Finish
100	DC8210	689

**Contract Order**

Quantity	Series/Mounting	Arm	Finish	Door Thickness
100	DC8206	A6	689	D138

**DC8200 Series**

Non-sized full adjustability from sizes 1-6

Function	Description	Finish: 600, 689, 690, 691, 693, 696
DC8200	Regular arm	\$510.00
DC8210	Parallel arm	
DC8220	Top Jamb	
DC8230	Pull side track**	\$568.00
DC8240	Push side track	

DC8210 closers are tri-packed standard (for regular arm, top jamb or parallel arm mounting) unless specialty arm is requested.  
 \*Minimum 3" top jamb required.

**Factory Pre-Sized (available upon request)**

Function	Description		Finish: 600, 689, 690, 691, 693, 696
DC8201	Regular arm	Size 1	\$510.00
DC8202		Size 2	
DC8203		Size 3	
DC8204		Size 4	
DC8205		Size 5	
DC8206		Size 6	
DC8211	Parallel arm	Size 1	
DC8212		Size 2	
DC8213		Size 3	
DC8214		Size 4	
DC8215		Size 5	
DC8216		Size 6	
DC8221	Top Jamb	Size 1	
DC8222		Size 2	
DC8223		Size 3	
DC8224		Size 4	
DC8225		Size 5	
DC8226		Size 6	
DC8233	Pull side track	Size 3	\$568.00
DC8234		Size 4	
DC8235		Size 5	
DC8236		Size 6	
DC8243	Push side track	Size 3	
DC8244		Size 4	
DC8245		Size 5	
DC8246		Size 6	

DC821X closers are tri-packed standard (for regular arm, top jamb or parallel arm mounting) unless specialty arm is requested.

<b>Arm Options</b>		
<b>Description</b>	<b>Specify Quick Code</b>	<b>Add or Deduct</b>
Hold open arm	A1	Add \$61.00 per closer
Heavy-duty parallel arm with hold open	A2	Add \$78.00 per closer
Heavy-duty parallel arm	A3	Add \$39.00 per closer
Heavy-duty parallel arm with backstop	A4	Add \$72.00 per closer
Heavy-duty parallel arm with backstop & hold open	A5	Add \$136.00 per closer
Deep reveal (3-1/4" - 7-1/4")	A6	No Charge
Deep reveal with hold open	A8	Add \$61.00 per closer
Heavy-duty regular arm	A10	Add \$39.00 per closer
Unitrol® arm	A11*	Add \$197.00 per closer
Unitrol arm x hold open	A12*	Add \$259.00 per closer
Heavy-duty parallel arm with extra clearance	A13	Add \$31.00 per closer
Heavy-duty friction hold open	A14	Add \$77.00 per closer
Push side track with hold open	A1	Add \$61.00 per closer
*Specify door width		
<b>Door Width Options</b>		
<b>Description</b>	<b>Specify Quick Code</b>	<b>Add or Deduct</b>
A11, A12 - door width 28" - 32"	W28	No Charge
A11, A12 - door width 33" - 41"	W33	
A11, A12 - door width 42" - 48"	W42	
<b>Finish Options*</b>		
<b>Description</b>	<b>Add or Deduct</b>	
	<b>605, 606, 611, 612, 625, 626</b>	
Painted finishes: 600, 613E, 689, 690, 691, 693, 696	(standard)	
Plated finishes: specify 605, 606, 611, 612, 625, 626		
Regular, parallel, hold open:		
- Plated arm & cover*	Add \$502.00 per closer	
- Plated cover (metal)**	Add \$205.00 per closer	
- Plated arm*	Add \$297.00 per closer	
Heavy-Duty arms (A2, A3, A4, A5, A10, A11, A12, A13, A14) are not available plated. Track & arm for track-type closers are not available plated.		
*For split finish of closer cover and arm, specify cover first, then arm finish; e.g. DC6200 x 625 x 689. **Price of M73 option is not included.		

**Miscellaneous Options**

Description	Specify Quick Code	Add or Deduct
Torx® Screws	M04	Add \$30.00 per closer
Sex nuts and bolts (SNB)	M54	No Charge
Backcheck valve	(standard)	No Charge
Delayed Action	M71	Add \$38.00 per closer
Full ABS Cover	(standard)	No Charge
Full Metal Cover	M73	Add \$16.00 per closer
Extreme Temperature Fluid	(standard)	No Charge
Corrosion Protection	M75	Add \$38.00 per closer
Security Package*	M87	A2-Arm - Add \$108.00 per closer
		A3 Arm - Add \$74.00 per closer
		A4 Arm - Add \$106.00 per closer
		A5 Arm - Add \$167.00 per closer
		A10 Arm - Add \$74.00 per closer

\*M87 includes full metal cover, Torx® fasteners and A2, A3, A4, A5, A10 or A13. Specify arm when ordering

**Blade Stop Spacer**

Description	Specify Quick Code	Add or Deduct
1/2 " spacer (597F92)	M77	Add \$20.00 per closer
5/8 " spacer (597F93)	M78	Add \$32.00 per closer

**Miscellaneous Brackets**

Description	Specify Quick Code	Add or Deduct
HD PA flush transom bracket (used with all parallel arms except the Unitrol®)	M79	Add \$33.00 per closer
Parallel arm flush transom bracket	M82	Add \$25.00 per closer
Parallel arm offset bracket	M83	Add \$27.00 per closer
Mortise arm bracket for regular arm mounting	M84	Add \$27.00 per closer
Angle support bracket	M85	Add \$27.00 per closer
Deep reveal reinforcement kit	M103	Add \$27.00 per closer
Flush partition bracket (used with Unitrol® arm)	M104	Add \$22.00 per closer
Lead lined cover	M108	Add \$18.00 per closer

**Drop Plates**

Closer Series	Part Number	List Price
DC8200 (regular)	754F20	\$76.00
DC8200 (with concealed holder)	754F24	\$76.00
DC8210 (parallel)	754F25	\$76.00
DC8220 (top jamb)	754F24	\$76.00
DC8230 (pull side track)	754F20	\$76.00
DC8240 (push side track)	754F25	\$76.00

**Safeguard™ Door Controls**

Non-sized closer.  
 689 and 690 Finishes.

**Ordering Example**

Quantity	Series/Mounting	Finish	Voltage
10	DC46920	689	24A

**DC46900 Series**

Model	Description	Price
DC46920	Pull side for RH and LH single doors and pair of doors	\$1,149.00
DC46925	Push side for LHR double egress doors	
DC46928	Pull side holder body with push side closer for reverse bevel doors	

**Voltage**

Description	Specify Quick Code
24VAC	24A
24VDC	24D
120VAC	120A



**Electromechanical Door Controls**

Sex nuts and bolts are furnished standard.  
 689 Finish.

**Ordering Example**

Quantity	Series/Mounting	Finish	Voltage	Options
24	DC62930	689	24A	M54

**DC62900 Series**

Model	Quick Code	Description	Finish: 600, 689, 690, 691, 693, 696	
DC62930	ETD	Pull Side	Master Unit	\$1,883.00
DC62930	ETS		Slave Unit	\$878.00
DC62930	ET		Support Unit	\$878.00
DC62940	ETD	Push Side	Master Unit	\$1,883.00
DC62940	ETS		Slave Unit	\$878.00
DC62940	ET		Support Unit	\$878.00

**Miscellaneous Options**

Description	Specify Quick Code	Add or Deduct
Torx® machine screws	M04	Add \$30.00 per closer
Sex nuts and bolts		
- DC62930	(standard)	(standard)
- DC62940	(standard)	(standard)
Backcheck intensity valve	M70	Add \$27.00 per closer

**Voltage\***

Description	Specify Quick Code
24VAC	24A
24VDC	24D
120VAC	120A



# Parts Price List

Number 30  
Effective September 1, 2017



PARTS	PAGES
<b>Key Systems</b>	
Plugs and Shells	340
Cylinder Parts	341-342
Standard Diameter Cylinder Collars	343
Master Ring Cylinder Collars	344
Tools	344
<b>Mortise Locksets and Trim</b>	
ML2000 and ML2000HS Series – Mortise Locks	345 - 347
ML2000 and ML2000HS Series – Mortise Trim	348 - 356
<b>Vandal Resistant Cylindrical Lever Locksets</b>	
CL3100 Series	357 - 359
<b>Extra Heavy-Duty Cylindrical Lever Locksets</b>	
CL3300 Series	360 - 362
<b>Heavy-Duty Cylindrical Lever Locksets</b>	
CL3500 Series	363 - 364
<b>Grade 2 Key-In-Lever</b>	
CL3700 Series	364
CL3800 Series	365 - 366
<b>Heavy-Duty Cylindrical Knob Locksets</b>	
CK4200 Series	367
CK4300 Series	367
<b>Standard-Duty Cylindrical Knob Locksets</b>	
CK4400 Series	368
CK4700 Series	368
<b>Pre-Assembled Unit Locksets</b>	
UT5200 Series	369 - 370
<b>Padlocks, Deadlocks and Push-Pull Latches</b>	
Padlocks	370
DL3000 Series Deadlocks	370
<b>ED4000 and ED5000 Series</b>	
Device Parts	371 - 373
Trim Parts	373 - 375
<b>Crossbar Exit Devices and Trims</b>	
ED7000 Series	376 - 381
<b>Pushpad Exit Devices and Trims</b>	
ED8000 Series	382 - 383
<b>Door Closers</b>	
DC3000 Series	384
DC5000 Series	384
DC6000 Series	385
DC8000 Series	386
<b>Electronic Hardware Parts</b>	
DC46900 Series	387
DC62900 Series	387
Access 800® AC2 Series	387
<b>Part Number Index</b>	<b>388 - 399</b>

**PLUGS AND SHELLS**

**6-PIN PLUGS, BULK PACKS**

606, 626

PART NO.	DESCRIPTION	LIST PRICE
----------	-------------	------------

These packages are priced at a savings over individual plug prices. Keyway availability is limited to L4, D1, H1, 60, 59A1 and 981.

492K90	25 Pack for 1-1/8" Mortise	\$681.00
492K91	25 Pack for 3000 Rim	
492K92	50 Pack for CK4200, UT5200	\$1,362.00
610K48	50 Pack for CL3300	

**5- AND 6-PIN INDIVIDUAL PLUGS**

X CLASS	STANDARD	USED IN	LIST PRICE
---------	----------	---------	------------

487K10	121K10	1" Mortise (5-pin)	\$34.00
487K11	121K11	1-1/8" Mortise	
606K73	193K09	3-1/4" Mortise	\$61.00
606K74	193K10	3-1/2" Mortise	\$63.00
606K75	193K11	3-3/4" Mortise	\$65.00
487K38	197K51*	1001 Hotel Mortise	\$36.00
559K94	464K97	1004 Brink Mortise	
559K95	468K87	1005 Brink Mortise	
488K99	488K98	CK4200, UT5200 (.552") and 2000051	\$34.00
564K53	574K05	CK4400, except below	
564K60	564K52	CK4429 Hotel, old tailpiece	\$43.00
564K59	579K14	CK4429, new tailpiece	
580K99	574K07	CK4455, CK4482, before 8/93	\$34.00
596K29	585K24	CL3300, CL3500, CL3600, CL3700, CL3800	
596K31	585K26	CL3329, CL3629 Hotel	\$45.00
489K49	186K75	2001051 (1429/3433EM)	\$45.00
534K25	245K37	2100/2160 (large head)	\$43.00
612K90	444K87	2200001 and 009	
612K91	444K89	2200002	
612K88	444K94	2200008	
612K93	444K88	2200054	
612K94	523K21	2200076	
488K84	253K66	3000 Rim Cylinder	\$34.00
610K46	146K80	4200002 for AR Pull	\$43.00
	195K68	4266 for MR Exit Operators	\$51.00
334K01	334K00	80006 Interchangeable Core	\$34.00
n/a	378K18	Fox Police Rim Cyl. (5-pin)	\$51.00

**7-PIN PLUGS**

606, 626

X CLASS	STANDARD	USED IN	LIST PRICE
---------	----------	---------	------------

487K13	292K95	1-1/4" Mortise	\$36.00
487K15	292K96	1-3/8" Mortise	
487K17	292K97	1-1/2" Mortise	
487K19	292K98	1-3/4" Mortise	\$48.00
487K21	292K99	2" Mortise	\$50.00
606K76	293K00	2-1/4" Mortise	
606K77	293K01	2-1/2" Mortise	
606K78	293K02	2-3/4" Mortise	
606K79	293K03	3" Mortise	\$52.00
596K30	585K25	CL3300 Non-Hotel	\$44.00
596K32	585K27	CL3329 Hotel	\$48.00
488K85	253K67	3000-7 Rim Cylinder	\$36.00
416K08	416K07	8000-7 Core	\$44.00

**SECURITY PLUGS (USE IN SECURITY SHELLS ONLY)**

PART NO.	DESCRIPTION	LIST PRICE
----------	-------------	------------

407K63	1-1/8" Mortise	\$52.00
407K64	1-1/4" and 1012 (Blockout)	
415K73	1-3/8" Mortise	\$58.00
415K74	1-1/2" Mortise	
518K73	1-3/4" Mortise	\$68.00
518K74	2" Mortise	\$70.00
518K75	2-1/4" Mortise	
518K76	2-1/2" Mortise	\$72.00
518K77	2-3/4" Mortise	
409K12*	1011 Mortise Hotel	\$52.00
481K19	1014 Brink Mortise	\$54.00
481K28	1015 Brink Mortise	
408K45	CK4200, UT5200	\$48.00
585K46	CL3300 Non-Hotel	\$58.00
444K97	2210001 and 009	\$58.00
444K98	2210002	\$52.00
444K96	2210008	\$58.00
444K99	2210054	\$52.00
407K65	3010 Rim Cylinder	\$48.00
483K01	3012 Rim (Blockout)	\$56.00
446K68	8010 Interchangeable Core	\$44.00

**PYRAMID STANDARD PLUGS**

696K43	Used with 1020	†Order 10-	\$44.00
798K912 x Fin	Used with 1020112	†Order 10-	
696K45	Used with 3020	†Order 10-	
696K46	Used with 2020	†Order 10-	
696K48	Used with 2020	†Order 10-	
696K52	Used with 8020, 8027	†Order 10-	
715K14	Used with 2220	†Order 10-	\$46.00

**PYRAMID SECURITY PLUGS**

716K43	Used with 1027	†Order 10-	\$44.00
798K922 x Fin	Used with 1027112	†Order 10-	
716K45	Used with 3027	†Order 10-	
716K46	Used with 2027 KIL	†Order 10-	
716K48	Used with 2027 KIK	†Order 10-	
716K16	Used with 2227	†Order 10-	

**PYRAMID SIDE PIN PLUGS**

628K852 x Fin	Used with 1020114	†Order 10-	\$46.00
628K972 x Fin	Used with 1020112	†Order 10-	
628K872 x Fin	Used with 3020	†Order 10-	
628K902 x Fin	Used with 2020052	†Order 10-	
628K882 x Fin	Used with 202003x	†Order 10-	
628K952 x Fin	Used with 2220	†Order 10-	
629K032 x Fin	Used with 8020, 8027	†Order 10-	\$46.00
628K992 x Fin	Used with 1027114	†Order 10-	
630K472 x Fin	Used with 1027112	†Order 10-	
629K002 x Fin	Used with 3027	†Order 10-	
629K022 x Fin	Used with 2027052	†Order 10-	
629K012 x Fin	Used with 202703x	†Order 10-	
629K042 x Fin	Used with 2227	†Order 10-	\$48.00

**6-PIN LOADED SHELLS, BULK PACKS**

Finishes available for rim and mortise shells: 605, 606, 612, 613, 625, 626

493F76	25 Pack for 1000118 Mortise	\$1,270.00
677F42	25 Pack for 1000114 Mortise	
493F77	25 Pack for 3000 Rim	\$1,270.00
493F78	50 Pack for CK4200, UT5200	
610F49	50 Pack for CL3300, CL3700	

\*Not available in D1, D2, L1, L2, 752, 852 or A class keyways.  
†Sold only in multiples of the number indicated. Price is each.

**CYLINDER PARTS**

PART NO.	DESCRIPTION	LIST PRICE	SOLD IN MULT. OF	PART NO.	DESCRIPTION	LIST PRICE	SOLD IN MULT. OF				
<b>PYRAMID SHELLS</b>				<b>SECURITY MASTER PINS</b>							
695F042 x Fin	Used with 1020114, 1027114, 3020058, 3027058	\$62.00	10+	407T314097	2L	\$4.40	20+				
695F052 x Fin	Used with 3020, 3027 (Slotted)										
696F502 x Fin	Used with 8020, 8027										
696F472	Used with 2020, 2027 (KIL))	\$53.00									
696F499	Used with 2020, 2027 (KIK)										
715F152	Used with 2220, 2227	\$54.00									
<b>PYRAMID SHELLS - SIDE PINS</b>				<b>SECURITY TOP PINS</b>							
628F922 x Fin	Used with 8020, 8027	\$53.00		1	407T434193	Size 1 Long	\$4.10	20+			
629F062 x Fin	Used with 1020114, 1027114, 3020058, 3027058										
630F482 x Fin	Used with 1020112, 1027112										
628F912	Used with 2020052, 2027052										
628F892	Used with 2020, 2027 (Levers)										
628F962	Used with 2220, 2227 (Competitors)	\$54.00									
629F072 x Fin	Used with 3020, 3027 (Slotted)	\$53.00									
<b>PYRAMID SIDE PINS (VIAL OF 20 PINS)</b>					<b>BUMP-RESISTANT TOP SPOOL PINS (VIAL OF 100 PINS)</b>						
630F494	Pyramid Side Pins - Vial Of 20 Pins	\$16.00			628F107171	Conventional	\$42.00	1			
<b>PYRAMID HIGH SECURITY PINS (VIAL OF 100 PINS)</b>					<b>SPRINGS AND SPRING COVERS</b>						
<b>TOP PINS</b>				172F217							
695F257031 - .031"	695F257173 - .173"	\$43.00	1	603F207	Spring, interchangeable core	\$0.60	100+				
695F257047 - .047"	695F257189 - .189"			\$0.20	100+						
695F257063 - .063"	695F257204 - .204"										
695F257078 - .078"	695F257220 - .220"			026F757	Spring, hotel mortise blocking pin	\$0.30	100+				
695F257094 - .094"	695F257236 - .236"			314F987	Spring, cylinder cap pin for 2000034 type	\$0.20	100+				
695F257110 - .110"	695F257252 - .252"			217F422	Spring for 2001034 indicator	\$0.40	100+				
695F257126 - .126"	695F257267 - .267"			217F442	Spring Cover, 5-pin brass	\$0.40	100+				
695F257141 - .141"	695F257283 - .283"			314F887	Spring Cover, 6-pin brass	\$0.60	50+				
695F257157 - .157"	695F257299 - .299"			217F432	Spring Cover, 6-pin stainless for most 2000 Series	\$0.30	100+				
<b>BOTTOM PINS</b>				217F432							
695F247139 - .139"	695F247218 - .218"			\$36.00	1	585F397	Spring Cover, 7-pin brass	\$1.30	10+		
695F247155 - .155"	695F247234 - .234"					171F468	Spring Cover for 20000347	\$0.20	100+		
695F247171 - .171"	695F247250 - .250"					697F507	Spring for 1100 Series Cyl. Head	\$0.20	100+		
695F247187 - .187"	695F247265 - .265"					<b>ACCESS 3 PINS (VIAL OF 100 PINS)</b>					
695F247202 - .202"	695F247281 - .281"					<b>Bottom Pins (BP)</b>					
<b>PYRAMID SECURITY PINS (VIAL OF 100 PINS)</b>						763F002243					
<b>TOP PINS</b>						763F002273					
695F252031 - .031"	695F252173 - .173"	\$20.00	1			763F002303	Bottom AP-1	\$21.00	1		
695F252047 - .047"	695F252189 - .189"					763F002333	Bottom AP-2				
695F252063 - .063"	695F252204 - .204"					763F002363	Bottom AP-3				
695F252078 - .078"	695F252220 - .220"					763F002393	Bottom AP-4				
695F252094 - .094"	695F252236 - .236"					<b>Master Pins (MP)</b>					
695F252110 - .110"	695F252252 - .252"					763F012030	Bottom AP-5			\$44.60	1
695F252126 - .126"	695F252267 - .267"					763F012060	Bottom AP-6				
695F252141 - .141"	695F252283 - .283"					763F012090	Master AP-1				
695F252157 - .157"	695F252299 - .299"			763F012120	Master AP-2						
695F252173 - .173"	695F252315 - .252"			763F012150	Master AP-3						
<b>BOTTOM PINS</b>				<b>Top Pin - Bump Resistant</b>							
695F244139 - .139"	695F244218 - .218"	\$19.00	1	763F027120	Master AP-4	\$21.00	1				
695F244155 - .155"	695F244234 - .234"			763F027150	Master AP-5						
695F244171 - .171"	695F244250 - .250"			763F027180	Master AP-6						
695F244187 - .187"	695F244265 - .265"			763F027210	Master AP-7						
695F244202 - .202"	695F244281 - .281"			763F027240	Master AP-8						
<b>PINS (SPECIFY SIZE WHERE APPROPRIATE)</b>				763F027270							
553F484	Vial of 100 bottom pins (L Pins)			\$20.00	1			<b>Top Pin</b>			
553F502	Vial of 100 spool top pins (J Pins)							763F012180	Top AP-6	\$21.00	1
553F492	Vial of 100 top pins (= master & Bu) (M Pins)							763F012210	Top AP/BU-7		
546F978	Vial of 1500 construction balls					763F012240	Top AP/BU-8				
197F527	Pin, blocking of 1001, 1011 (hotel)	763F012270	Top AP/BU-9								
159F367	Ball bearing for wear resistance	\$0.40	100+	<b>Build Up Pins (BU)</b>							
<b>SECURITY BOTTOM PINS</b>				763F012300							
407T414242	2L	\$4.20	20+	763F012330	BU-10	\$21.00	1				
407T424242	2R			763F012330	BU-11						
407T414270	3L			<b>CMK Wafer</b>							
407T424270	3R			763F072	CMK Wafer	\$38.80	1				
407T414298	4L			<b>TOP PINS</b>							
407T424298	4R			695F257031 - .031"							
407T414326	5L			695F257047 - .047"							
407T424326	5R			695F257063 - .063"							
407T414354	6L			695F257078 - .078"							
407T424354	6R			695F257094 - .094"							

†Sold only in multiples of the number indicated. Price is each.

**CYLINDER PARTS (CONT'D)**

PART NO.	DESCRIPTION	LIST PRICE	SOLD IN MULT. OF
<b>CAMS – CONVENTIONAL AND SECURITY</b>			
756F507	A01 Cloverleaf	\$2.70	10†
756F517	A02 Straight	\$4.30	10†
756F527	A03	\$4.30	10†
756F537	A04	\$4.30	10†
756F542	A05 AR4070	\$5.10	5†
756F557	A06	\$5.00	10
756F567	A07	\$6.20	10
756F582	A62	\$16.30	10
756F622	A92	\$4.10	10†
281F272	A93	\$8.40	10†
406F438	Cam for O5 Exit trim	\$10.50	1
<b>CAMS - LFIC VERSION</b>			
756F507	A01 Cloverleaf	\$2.70	10†
756F517	A02 Straight	\$4.30	
756F527	A03		
756F537	A04		
756F542	A05 AR4070	\$5.10	5†
756F557	A06	\$5.00	10
756F567	A07	\$6.20	10
756F582	A62 Straight	\$16.30	10
756F622	A92	\$4.10	10
362F432	A93	\$8.40	10†
<b>MASTER RING</b>			
562F402	A61 New Cloverleaf (locks after 5/93)	\$4.30	10†
756F582	A62 Straight	\$16.30	10†
121F012	A63	\$4.40	5†
135F192	A64	\$7.40	5†
025F722	A65 Old Cloverleaf (was 11A)	\$5.30	5†
<b>TAILPIECES</b>			
444F748	A21	\$1.90	20†
461F108	A22	\$2.40	10†
520F358	A23	\$4.30	10†
444F758	A24	\$2.40	10†
365F968	A38 (Fox square)	\$3.40	5†
329F998	A39 (Fox round)	\$5.60	5†
484F958	A41	\$2.10	10†
484F928	A42		
484F918	A43	\$1.60	20†
484F968	A44	\$3.90	10†
484F938	A45	\$2.60	10†
484F948	A46	\$3.70	10†
146F788	A47	\$13.90	1
585F337	For 20010346	\$1.90	20†
585F358	For 20010347	\$2.60	10†
622F298	For 20000346	\$3.30	10†
596F898	For 2000038		
622F308	For 20000336, 20000347	\$2.00	20†
489F028	For 2000051		
682F298	For 20000337	\$1.90	20†
186F748	For 2001051	\$1.80	20†
622F328	For 2400033	\$6.30	1
682F398	For 2400034		
685F098	For 2400037		
616F208	For 2400039	\$7.10	1
616F218	For 2400039L		
490F558	For 3000138	\$3.10	10†
253F768	For 3000200	\$2.00	20†
413F488	For 3000200V	\$3.00	10†
253F778	For 3000312	\$2.00	20†
413F498	For 3000312V	\$3.30	10†
582F298	For 3080114 for exit alarm options M61 & M62	\$3.70	10†
253F858	For 3080178	\$3.60	10†
284F138	For 3080318	\$2.90	10†
599F389	Kit for Sargent® in CL3600	\$9.40	1
601F229	Kit for Sargent in CL3400	\$9.90	1
622F328	For Schlage® cyl. in CL3400/CL3600	\$6.90	5†
715F108	P21	\$4.50	10†
715F118	P22		
715F128	P23		

†Sold only in multiples of the number indicated. Price is each.

PART NO.	DESCRIPTION	LIST PRICE	SOLD IN MULT. OF
<b>RETAINERS</b>			
173F798	.020" Plug Retainer-3300/5600,1400/4300	\$1.20	50†
368F918	.030" Plug Retainer-3000 and 3010 rim cylinders	\$1.80	20†
488F928	.032" Plug Retainer-2000052, 044 and 051	\$1.50	20†
333F998	Plug Retainer, LFIC, CK4400, 2200008, 2020 KIK	\$0.30	100†
334F238	Retainer, LFIC rim tailpiece	\$3.60	10†
365F958	Retainer, Fox Police rim cylinder	\$4.60	10†
250F088	Retainer for flex head cylinder	\$0.10	100†
680F645	Cap for 2000033, 034	\$4.40	10†
585F312	Cap Pin for 2000034	\$0.20	100†
219F888	Plug Retainer for 2060052	\$0.30	100†
<b>LFIC THROW MEMBERS</b>			
715F892	CK4200, UT5200	\$3.80	1
320F442	CK4200, UT5200 Best® knob	\$5.70	1
622F728	CL3400, CL3600 Series packet (before 6/2000) straight	\$4.00	10†
682F918	CL3300, CL3600 series packet (after 6/2000) twisted	\$5.60	10†
379F805	Used with 1030134, 1037134	\$39.00	1
628F825	Used with 1030114, 1037114, 1030138, 1037138, 3030, 3037	\$12.00	1
628F835	Used with 1030112, 1037112	\$15.00	1
362F153	Padlock	\$8.00	10†
<b>OTHER LFIC PARTS</b>			
353F868	Inner cam for 1071 (hotel)	\$8.00	5†
446F572	Control Sleeve for 8000 core	\$14.00	5†
446F582	Control Sleeve for 8010 core	\$17.00	5†
438F428	Mortise Cylinder Cam Screw	\$0.30	100†
334F128	Mortise Cylinder Cam Plate	\$2.10	20†
622F698	Security disk for CL3400, CL3600		
607F919	Spacer for 6-pin Best type core		
<b>OTHER MASTER RING CYLINDER PARTS</b>			
522F932	Adapter Bushing for MR	\$71.00	1
135F108	Backplate, MR rim	\$4.00	10†
158F062	Cam Spacer for A61, A62, A65	\$1.50	20†
700F575	Thumbturn Hub for A61 MR cam	\$31.00	1
562F422	Kit, A61 cam / hub conversion		
488F108	Mortise Cylinder Set Screw Pkt	\$2.10	20†
354F198	Thumbturn disk, A64 cam	\$84.00	1
197F357	Wave Washer for collar	\$4.20	10†
<b>OTHER MORTISE/RIM CYLINDER PARTS</b>			
253F758	Backplate, rim cylinder	\$1.60	20†
438F418	Cam Screw	\$0.40	100†
488F088	Mortise Cylinder Set Screw Pkt	\$0.70	20†
021F688	Screw, rim cyl. mounting, 2-9/32"	\$0.70	20†
021F718	Screw, rim cyl. mounting, 3-1/8"	\$4.00	10†
197F347	Wave Washer for collar	\$3.00	20†
129F848	Cylinder Nut	\$7.00	1
310F488	Thumbturn Disk, A02 cam	\$35.00	1
<b>OTHER KNOB/LEVER CYLINDER PARTS</b>			
596F879	Obsolete by new design		
585F387	2001034 Indicator fork	\$1.30	20†
585F377	2001034 Stabilizer Pin	\$2.40	20†
314F997	20010346 Indicator Pin	\$4.20	20†
585F407	20010347 Indicator Pin	\$7.30	1
585F367	Tailpiece Anchor, 2001034	\$2.00	20†
041F478	Key, hotel shut-out		
<b>PYRAMID CYLINDER PARTS</b>			
696F42	Blocking plate	\$4.20	20†
697F50	Tumbler spring	\$0.20	100†
217F43	Spring cover	\$0.40	100†
217F44	LFIC Spring cover	\$0.40	100†
696F51	Control sleeve	\$26.00	10†
628F932	Control sleeve - Used with 8020, 8027	\$28.00	10

**STANDARD DIAMETER CYLINDER COLLARS**

PART NO.	DESCRIPTION	LIST PRICE	SOLD IN MULT. OF	PART NO.	DESCRIPTION	LIST PRICE	SOLD IN MULT. OF
<b>STAMPED COLLARS</b>				<b>SOLID, RECESSED FOR CYLINDER HEAD (Cont'd)</b>			
253F97	<b>Spring collar</b>		10†	654F08	<b>.556" for ED4000/ED5000</b>		1
	605, 606, 612, 613, 618, 619, 622, 625, 626	\$6.80			609F37	<b>.650"</b>	
428F66	<b>2-Piece (was 574 1/2, H)</b>		5† 1	609F38		<b>.850"</b>	
	605, 606, 612, 613, 618, 619, 622, 625, 626	\$10.90			609F38	605, 606, 611, 612, 613, 618, 619, 625, 626	\$32.50
549F52	<b>.219" Straight (was 154 1/2, H1)</b>		10†	134F05		<b>With lip, .510" ED7400, ED7800</b>	
	605, 606, 612, 613, 618, 619, 622, 625, 626	\$6.40			134F05	605, 606, 611, 612, 613, 618, 619, 622, 625, 626	\$32.50
605F43	<b>.350 Tapered spring collar</b>		10†	267F97		<b>With lip, .635"</b>	
	605, 606, 612, 613, 618, 619, 622, 625, 626	\$6.70			267F97	605, 606, 611, 612, 613, 618, 619, 622, 625, 626	\$33.50
<b>SPACER FOR FLEXIBLE HEAD CYLINDER</b>				<b>OTHER CYLINDER COLLARS</b>			
370F29	.125" (1/8")	\$34.00	1	416F39	<b>Security .172" (was 95)</b>		1
370F31	.250" (1/4")	\$35.00	1		303F25	<b>Solid .312" (was 571/J)</b>	
252F82	.312" (5/16")	\$36.00	1	303F25		605, 606, 611, 612, 613, 618, 619, 625, 626	\$31.50
<b>SOLID, RECESSED FOR CYLINDER HEAD</b>					<b>RIM CYLINDER COLLARS</b>		
447F41	<b>.031" (was 575 1/4, 910)</b>		1	255F53	<b>Flush Mount (was 151/ R1290)</b>		10† 10†
	605, 606, 612, 613, 618, 619, 622, 625, 626	\$17.00			255F53	605, 606, 611, 612, 613, 618, 619, 622, 625, 626	
270F15	<b>.156"</b>		1	442F88		<b>Surface Mount</b>	
	605, 606, 612, 613, 618, 619, 622, 625, 626	\$21.50			442F88	605, 606, 611, 612, 613, 618, 619, 622, 626, 625	\$15.20
447F42	<b>.172" (was 575 3/8, 9106)</b>		1	609F36		<b>.500"</b>	
	605, 606, 612, 613, 618, 619, 622, 625, 626	\$14.40			609F36	605, 606, 611, 612, 613, 618, 619, 625, 626	\$30.50
610F01	<b>.221" (was 5574 3/4, C)</b>		1				
	605, 606, 612, 613, 618, 619, 622, 625, 626	\$28.50					
610F02	<b>.289" (was 5574 1/4, L)</b>		1				
	605, 606, 611, 612, 613, 618, 619, 625, 626	\$28.50					
654F07	<b>.356" for ED4000/ED5000</b>		1				
	605, 606, 611, 612, 613, 622, 625, 626, 629, 630	\$20.50					
447F43	<b>.375" (was 575 9/16, 9109)</b>		1				
	605, 606, 611, 612, 613, 618, 619, 625, 626	\$17.80					

†Sold only in multiples of the number indicated. Price is each.



**MASTER RING CYLINDER COLLARS**

PART NO.	DESCRIPTION	LIST PRICE	SOLD IN MULT. OF
<b>SOLID, RECESSED FOR CYLINDER HEAD</b>			
447F44	<b>.031" (was 576 1/4, MR910)</b>	\$20.40	1
	605, 606, 611, 612, 613, 618, 619, 625, 626		
447F45	<b>.172" (was 576 3/8, MR9106)</b>	\$26.40	1
	605, 606, 611, 612, 613, 618, 619, 625, 626		
447F46	<b>.375" (was 576 9/16, MR9109)</b>	\$30.40	1
	605, 606, 611, 612, 613, 618, 619, 625, 626		
<b>SPACERS FOR FLEXIBLE HEAD CYLINDERS</b>			
366F70	.090" tapered	\$8.90	5
370F33	.094"		
370F35	.281"	\$10.90	1
<b>RIM CYLINDER COLLARS</b>			
255F54	<b>(was 151 3/4, T)</b>	\$15.20	1
	605, 606, 612, 613, 619, 625, 626		

PART NO.	DESCRIPTION	LIST PRICE
<b>CYLINDER SERVICE TOOLS</b>		
See main price book		
<b>LOCKSET INSTALLATION TOOLS</b>		
574F158	CK4400 Series Knob Removal Tool	\$2.20
506F57	CK4400 Series Knob Cover Removal Tool	\$6.50
391F658	Knob Release Tool, CK4200, ML2200 †Order 100-	\$1.00

PART NO.	DESCRIPTION	LIST PRICE	PART NO.	DESCRIPTION	LIST PRICE
<b>ARMORED FRONT</b>			<b>AUXILIARY LATCH</b>		
Finish: 605, 606, 611, 612, 612, 613, 619, 625, 626, 629**, 630**			403F677	Auxiliary latch	\$15.00
<b>Deadbolt</b>			<b>AUXILIARY LATCH LEVER</b>		
079F00	Armored front, 1-1/4" standard	\$33.00	678F548	Auxiliary latch lever	\$5.00
079F02	Armored front, 1-1/8"		<b>Auxiliary Latch Lever Spring</b>		
<b>Deadbolt, latchbolt, aux. latch, toggle</b>			678F677	Auxiliary latch lever spring. †Order 100-	\$0.30
402F29	Armored front, 1-1/4" standard	\$33.00	<b>CAP</b>		
402F33	Armored front, 1-1/8"		700F278	Cap	\$22.00
<b>Deadbolt, latchbolt, auxiliary latch</b>			<b>CASE &amp; FRONT SA</b>		
402F30	Armored front, 1-1/4" standard	\$33.00	820F268 = 1-1/4" - STD		
402F34	Armored front, 1-1/8"		820F278 = 1-1/4" - ML2060/68		
<b>Deadbolt, latchbolt, toggle</b>			820F348 = 1-1/8" - STD		
402F31	Armored front, 1-1/4" standard	\$33.00	820F358 = 1-1/8" - ML2060/68		
402F35	Armored front, 1-1/8"		<b>CYLINDER LATCH LEVER SA</b>		
<b>Latchbolt, auxiliary latch, toggle</b>			701F748	Cylinder latch lever	\$1.20
681F31	Armored front, 1-1/4" standard	\$33.00	753F098	Cylinder latch lever (functions 72, 73, 75 )	
681F30	Armored front, 1-1/8"		<b>CYLINDER LATCH LEVER STOP</b>		
681F41	LHB, 1-1/4"		705F949	Cylinder latch lever stop	\$2.10
681F40	LHB, 1-1/16"		<b>CYLINDER SET SCREW BRACKET</b>		
<b>Blank Front</b>			402F738	Cylinder set screw bracket	\$5.30
720F43	Armored front, 1-1/4"	\$33.00	<b>DEADBOLT</b>		
720F46	Armored front, 1-1/16"		702F987	Deadbolt	\$39.00
<b>Filler Plate</b>			753F697	Deadbolt ML2072	
334F998	USP Filler, 8" x 1-1/4"	\$33.00	<b>DEADBOLT SPRING</b>		
<b>Deadbolt, latchbolt</b>			701F228	Deadbolt spring †Order 50-	\$1.20
423F54	Armored front, 1-1/4" standard	\$33.00	<b>DEADLOCKING LEVER</b>		
423F57	Armored front, 1-1/8"		602F198	Toggle Functions	\$3.70
<b>Latchbolt only</b>			624F488	Non-Toggle Functions	
423F55	Armored front, 1-1/4" standard	\$33.00	<b>DEADLOCKING LEVER SPRING</b>		
423F58	Armored front, 1-1/8"		700F907	Deadlocking lever spring	\$0.40
<b>Latchbolt, auxiliary latch</b>			<b>FIXED STOP</b>		
624F49	Armored front, 1-1/4" standard	\$33.00	684F559	Fixed stop	\$4.20
624F53	Armored front, 1-1/8"		<b>HUB ALIGNMENT BRACKET</b>		
<b>Deadbolt, latchbolt</b>			404F868	Hub alignment bracket	\$5.50
<b>Latchbolt, auxiliary latch</b>			<b>HUB ALIGNMENT BRACKET SCREW</b>		
624F49	Armored front, 1-1/4" standard	\$33.00	269F088	FHUM-PH #8-32 X 3/8" Screw †Order 20-	\$0.20
624F53	Armored front, 1-1/8"		<b>HUB LEVER</b>		
<b>Deadbolt, latchbolt</b>			820F008	Non Panic Egress	\$5.30
<b>Latchbolt, auxiliary latch</b>			820F148	Panic Egress	

†Sold only in multiples of the number indicated. Price is each.

\*\*618, 619 finish provided to match 629, 630.

PART NO.	DESCRIPTION	LIST PRICE
<b>HUB LEVER SPRING</b>		
820F048	Hub lever spring †Order 10-	\$1.90
<b>HUB SPACER</b>		
684F119	Hub spacer	\$1.90
<b>KNOB HUB</b>		
820F088	Cap Side	\$20.00
820F168	Case Side	
<b>LATCHBOLT</b>		
688F177	Latchbolt	\$45.00
<b>LATCH LEVER SPRING</b>		
700F957	Latch lever spring	\$0.80
<b>LEVER HUB</b>		
820F068	Cap side	\$12.00
820F078	Case side	
<b>LEVER RETURN SPRING</b>		
404F858	Lever return spring †Order 20-	\$1.50
<b>LOCKING LEVER</b>		
852F307	ML2017 Locking Lever	\$21.00
852F318	ML2017 Spring	
<b>OCCUPANCY INDICATOR, ML2029</b>		
<b>605, 606, 611, 612, 613, 618, 619, 625, 626</b>		
416F84	1-3/4" door, sectional	\$76.00
429F08	1-3/8" door, sectional	\$78.00
484F74	2-1/4" door, sectional	\$80.00
416F49	Escutcheon trim - 1-3/4" door	\$60.00
<b>RETAINING RING</b>		
436F177	Retaining ring †Order 100-	\$1.00
<b>SCREW PACKETS</b>		
<b>Finish: 606, 612, 613, 619</b>		
429F41	Mounting screw pack, standard	\$4.00
488F09	Mounting screw pack, MR option	\$7.00
465F57	Mounting screw pack, M04 (VR)	\$23.00
616F12	Mounting screw pack, MR x M04	
<b>SPACER</b>		
466F229	Spacer	\$0.30
624F439	Spacer	
624F449	Spacer	
<b>SPACER SPRING</b>		
684F129	Spacer spring	\$0.20
<b>SPRINGS</b>		
403F568	Spring	\$8.00
688F017	Spring, kickoff	\$1.60
624F427	Spring	\$2.60

†Sold only in multiples of the number indicated. Price is each.

\*\*618, 619 finish provided to match 629, 630

PART NO.	DESCRIPTION	LIST PRICE
<b>STOP</b>		
684F055	Stop	\$4.00
<b>STOP CYLINDER LEVER</b>		
701F705	Stop cylinder lever	\$7.00
<b>STOP LEVERS</b>		
700F708	Stop lever	\$1.80
624F478	Stop lever	\$5.00
681F448	Stop lever	\$0.90
682F018	Stop lever	\$5.00
700F748	Stop lever	\$1.80
753F078	Stop lever	
<b>STOP SCREW</b>		
684F068	Stop screw	\$0.60
<b>STOP SPRING</b>		
685F387	Stop spring	\$0.50
703F997	Stop spring	\$1.40
790F047	Aux Stop Spring	
<b>THUMBTURN LEVER HUB</b>		
624F455	Thumbturn lever hub	\$8.00
<b>TURNPIECE HUB</b>		
813F505	Turnpiece Hub	\$3.00
<b>WROUGHT STRIKE BOX</b>		
120F768	ANSI wrought strike box	\$4.00
<b>STRIKES</b>		
<b>605, 606, 611, 612, 613, 619, 625, 626, 629**, 630**</b>		
<b>Latchbolt &amp; Deadbolt - Straight Lip</b>		
236L72014	7/8" Lip Length	\$32.00
236L72018	1-1/8" Lip Length	
236L72020	1-1/4" Lip Length	
236L72022	1-3/8" Lip Length	
236L72024	1-1/2" Lip Length	
236L72028	1-3/4" Lip Length	
236L72032	2" Lip Length	
236L72036	2-1/4" Lip Length	
236L72040	2-1/2" Lip Length	
236L72044	2-3/4" Lip Length	
236L72048	3" Lip Length	

PART NO.	DESCRIPTION	LIST PRICE	PART NO.	DESCRIPTION	LIST PRICE
<b>STRIKES (Cont'd)</b>			<b>STRIKE - MORTISE EXIT DEVICE - ED7600</b>		
<b>605, 606, 611, 612, 619, 613, 625, 626, 629**, 630**</b>			<b>689, 690, 691</b>		
<b>Latchbolt &amp; Deadbolt - Curved Lip (RH)</b>			405L138018	1-1/8" Lip Length LHR	\$30.00
340L60020	1-1/4" Lip Length RH	\$36.00	405L138020	1-1/4" Lip Length LHR	
340L60022	1-3/8" Lip Length RH		405L138022	1-3/8" Lip Length LHR	
340L60024	1-1/2" Lip Length RH		405L148018	1-1/8" Lip Length RHR	
340L60028	1-3/4" Lip Length RH		405L148020	1 1/4" Lip Length RHR	
340L60032	2" Lip Length RH		405L148022	1 3/8" Lip Length RHR	
340L60036	2-1/4" Lip Length RH		<b>STRIKE - OPEN BACK</b>		
340L60040	2-1/2" Lip Length RH		<b>605, 606, 611, 612, 613, 619, 625, 626, 629**, 630**</b>		
340L60044	2-3/4" Lip Length RH		411L63M016	1-3/4" Door RHR	\$105.00
340L60048	3" Lip Length RH		411L62M016	1-3/4" Door LHR	
<b>Latchbolt &amp; Deadbolt - Curved Lip (LH)</b>			411L63M018	2" Door RHR	\$156.00
340L61020	1-1/4" Lip Length LH	\$36.00	411L62M018	2" Door LHR	
340L61022	1-3/8" Lip Length LH		411L63M020	2 1/4" Door RHR	
340L61024	1-1/2" Lip Length LH		411L62M020	2-1/4" Door LHR	
340L61028	1-3/4" Lip Length LH		<b>STRIKE - RABBETED FRONT</b>		
340L61032	2" Lip Length LH		<b>605, 606, 611, 612, 613, 619, 625, 626, 629**, 630**</b>		
340L61036	2-1/4" Lip Length LH		318F64	Latch RH/LHR	\$180.00
340L61040	2-1/2" Lip Length LH		318F65	Deadbolt RH/LHR	
340L61044	2-3/4" Lip Length LH		318F66	Latch and Deadbolt RH/LHR	
340L61048	3" Lip Length LH		318F67	Latch LH/RHR	
			318F68	Deadbolt LH/RHR	
		318F69	Latch and Deadbolt LH/RHR		

†Sold only in multiples of the number indicated. Price is each.

\*\*618, 619 finish provided to match 629, 630, except on 1-1/4" length curved lip strike

PART NO.	DESCRIPTION	LIST PRICE
<b>TRIM ALIGNMENT (ADAPTER) PACKETS</b>		
Finish: 605, 606, 611, 612, 613, 619, 625, 626, 629**, 630**		
<b>"P" Escutcheon</b>		
<b>Knob or Lever Trim</b>		
466F73	1-3/8" door	\$53.00
466F74	1-3/4" door	
466F75	2-1/4" door	\$61.00
<b>Half Working Trim</b>		
439F25	1-3/8" door	\$33.00
439F26	1-3/4" door	
439F27	2-1/4" door	
<b>Lever/Knob (GZ/YZ) Half Dummy Trim</b>		
488F31	"P" Escutcheon	\$69.00
<b>Lever/Knob (GZ/YZ) Full Dummy Trim</b>		
854F19	"P" Escutcheon	\$71.00
<b>Knob Half Dummy Trim</b>		
437F28	"P" Escutcheon*	\$69.00
<b>Wrought Knob Half Dummy Trim</b>		
511F52	"P" Escutcheon*	\$61.00
<b>"M" and "N" Escutcheons</b>		
<b>Regularly Furnished with Working Trim</b>		
466F50	1-3/8" door	\$45.00
466F51	1-3/4" door	\$49.00
466F52	2-1/4" door	\$51.00
<b>Half Working Trim</b>		
428F32	1-3/8" door	\$32.00
428F33	1-3/4" door	
428F34	2-1/4" door	
<b>Half Dummy Trim</b>		
437F26	Knob*	\$58.00
438F37	Cast Knob*	\$64.00
854F27	Lever/Knob (GZ/YZ)	\$58.00
<b>Full Dummy Trim</b>		
854F15	Lever/Knob (GZ/YZ)	\$60.00

†Sold only in multiples of the number indicated. Price is each.

\*\*618, 619 finish provided to match 629, 630.

\*Discontinued product, only available as inventory allows.

PART NO.	DESCRIPTION	LIST PRICE
<b>TRIM ALIGNMENT (ADAPTER) PACKETS (Cont'd)</b>		
<b>Knob or Lever Trim Outside &amp; Blank Escutcheon Inside</b>		
466F45	1-3/8" door	\$37.00
466F46	1-3/4" door	
466F47	2-1/4" door	\$39.00
<b>Sectional Trim</b>		
<b>Regularly Furnished with Working Trim</b>		<b>No Finish</b>
466F40	1-3/8" door	\$24.00
466F41	1-3/4" door	\$22.00
466F42	2-1/4" door	\$24.00
<b>Half Working Trim</b>		
437F40	1-3/8" door	\$26.00
437F41	1-3/4" door	
437F42	2-1/4" door	
<b>Half Dummy Trim</b>		
438F38	Cast Knob*	\$67.00
854F23	Lever/Knob (GZ/YZ)	\$41.00
511F51	Wrought Knob*	\$49.00
<b>Full Dummy Trim</b>		
854F11	Lever/Knob (GZ/YZ)	\$13.00
<b>Inside Adapter Only - Lockbody</b>		
427F06	Knob Half Working Trim*	\$26.00
488F27	Lever/Knob (GZ/YZ) Half Working Trim	\$48.00
<b>Adjustable Locknut Assembly*</b>		<b>No Finish</b>
482F37	Adjustable Locknut Assembly	\$7.00
<b>Adjusting Bolt for Half Lever Trim</b>		<b>No Finish</b>
483F34	1-3/8" door	\$7.00
483F35	1-3/4" door	\$8.00
483F36	2-1/4" door	\$9.00
<b>Adjusting Nut*</b>		<b>No Finish</b>
118F488	Adjusting Nut for Cast Knob	\$4.00
<b>Cylinder Set Screw Packet</b>		<b>No Finish</b>
488F088	Standard †Order 20	\$0.70
488F108	Master Ring	\$2.10
<b>Dowel Screw</b>		<b>No Finish</b>
483F30	for Inside Lever/Knob (GZ/YZ)	\$3.00
<b>Emergency Key</b>		<b>Finish: 619</b>
605F42	for ML2020, ML2030, ML2060	\$5.00
<b>E-Ring</b>		<b>No Finish</b>
427F078	for working half trim adapter. †Order 100-	\$0.20

PART NO.	DESCRIPTION	605, 606, 611, 612, 613, 613E, 618, 619, 625, 626, 629, 630, 722
<b>"R" ESCUTCHEON - CAST</b>		
<b>Blank</b>		
426F52	Outside	
545F79	Inside	
<b>For Cylinder only</b>		
427F45	Outside	
545F88	Inside	
<b>For Grip only</b>		
427F43	Outside	
545F87	Inside	
<b>For Cylinder &amp; Grip</b>		
427F39	Outside	
545F80	Inside	
<b>For Thumbturn Lever only</b>		
545F84	Inside-1-3/8" door	\$212.00
545F86	Inside-2-1/4" door	
545F85	Inside-1-3/4" door	
<b>For Thumbturn Lever &amp; Grip</b>		
545F81	Inside-1-3/8" door	
545F83	Inside-2-1/4" door	
545F82	Inside-1-3/4" door	
<b>For Grip &amp; Emergency Key</b>		
427F47	Outside	
<b>For Cylinder, Grip &amp; Indicator</b>		
427F37	Outside-1-3/4" door	
427F36	Outside-1-3/8" door	
485F74	Outside-2-1/4" door	
<b>"N" ESCUTCHEON - WROUGHT</b>		
<b>Blank</b>		
544F93	Inside or Outside	
<b>For Cylinder only</b>		
544F80	Inside or Outside	
<b>For Grip only</b>		
544F76	Inside or Outside	
<b>For Cylinder &amp; Grip</b>		
544F77	Inside or Outside	
<b>For Thumbturn Lever only</b>		
544F89	Inside-1-3/4" door	
544F92	Inside-1-3/8" door	
544F91	Inside-2-1/4" door	\$118.00
<b>For Thumbturn Lever &amp; Grip</b>		
544F85	Inside-1-3/4" door	
544F87	Inside-2-1/4" door	
544F88	Inside-1-3/8" door	
<b>For Grip &amp; Emergency Key</b>		
544F79	Outside	
<b>For Cylinder, Grip &amp; Indicator</b>		
544F82	Outside-1-3/8" door	
544F83	Outside-1-3/4" door	
544F84	Outside-2-1/4" door	

PART NO.	DESCRIPTION	605, 606, 611, 612, 613, 613E, 618, 619, 625, 626, 629, 630, 722
<b>"M" ESCUTCHEON - WROUGHT</b>		
<b>Blank</b>		
383F82	Outside	
545F45	Inside	
<b>For Cylinder only</b>		
488F07	Outside	
751F16	Outside - Master Ring	
545F00	Inside	
751F17	Inside - Master Ring	
<b>For Grip only</b>		
488F04	Outside	
544F95	Inside	
<b>For Cylinder &amp; Grip</b>		
488F05	Outside - Conventional	
557F29	Outside - Master Ring	
544F96	Inside - Conventional	\$118.00
377F80	Inside - Master Ring	
<b>For Thumbturn Lever only</b>		
545F42	Inside-1-3/8" door	
545F43	Inside-1-3/4" door	
545F44	Inside-2-1/4" door	
<b>For Thumbturn Lever &amp; Grip</b>		
544F97	Inside-1-3/8" door	
544F98	Inside-1-3/4" door	
544F99	Inside-2-1/4" door	
<b>For Grip &amp; Emergency Key</b>		
544F94	Outside	
<b>For Cylinder, Grip &amp; Indicator</b>		
433F48	Outside-1-3/8" door	
433F49	Outside-1-3/4" door	
484F90	Outside-2-1/4" door	
<b>"P" ESCUTCHEON - WROUGHT</b>		
<b>Blank</b>		
544F46	Inside	
384F11	Outside	
<b>For Cylinder only</b>		
488F03	Outside	\$118.00
544F43	Inside	

PART NO.	DESCRIPTION	605, 606, 611, 612, 613, 613E, 618, 619, 626, 625, 629, 630, 722
<b>"P" ESCUTCHEON - WROUGHT</b>		
<b>For Grip only</b>		
488F00	Outside	
544F39	Inside	
<b>For Cylinder &amp; Grip</b>		
488F01	Outside	
544F40	Inside	
<b>For Thumbturn Lever only</b>		
544F14	Inside-1-3/8" door	
544F44	Inside-2-1/4" door	
544F45	Inside-1-3/4" door	
<b>For Thumbturn Lever &amp; Grp</b>		
544F13	Inside-1-3/8" door	
544F41	Inside-2-1/4" door	
544F42	Inside-1-3/4" door	
<b>For Grp &amp; Emergency Key</b>		
544F38	Outside	
<b>For Cylinder, Grip &amp; Indicator</b>		
430F47	Outside-1-3/8" door	
435F00	Outside-1-3/4" door	
484F76	Outside-2-1/4" door	
		<b>\$118.00</b>
PART NO.	DESCRIPTION	613E, 630
<b>"V" ESCUTCHEON - CAST</b>		
<b>Blank</b>		
700F80	Outside	
700F40	Inside	
<b>For Cylinder only</b>		
700F83	Outside	
700F43	Inside	
<b>For Grip only</b>		
700F81	Outside	
700F41	Inside	
<b>For Cylinder &amp; Grip</b>		
700F82	Outside	
700F87	Outside - 7P & C6 (Use when collar is required)	
700F42	Inside	
700F47	Inside - 7P & C6 (Use when collar is required)	
<b>For Thumbturn Lever only</b>		
700F45	Inside	
<b>For Thumbturn Lever &amp; Grip</b>		
700F44	Inside	
<b>For Grp &amp; Emergency Key</b>		
700F84	Outside	
<b>For Cylinder, Grip &amp; Indicator</b>		
700F86	Outside	
700F46	Inside	
		<b>\$239.00</b>
PART NO.	DESCRIPTION	LIST PRICE
<b>Hex Wrench</b>		
		<b>No Finish</b>
264F698	Hex Wrench	<b>\$1.00</b>
<b>Key Plate Packet</b>		
438F90	Key Plate Packet: 605, 606, 611, 612, 613, 619, 625, 626, 629**, 630**	<b>\$24.00</b>

\*\*618, 619 finish provided to match 629, 630.



PART NO.	DESCRIPTION	605, 606, 611, 612, 613, 613E, 625, 626	PART NO.	DESCRIPTION	605, 606, 611, 612, 613, 613E, 625, 626
<b>"GZ" KNOB - CAST*</b>			<b>"YZ" KNOB - CAST*</b>		
<b>Inside Knob</b>			<b>Inside Knob</b>		
854F04		\$172.00	854F09		\$172.00
<b>Outside Knob &amp; Spindle Assembly</b>			<b>Outside Knob &amp; Spindle Assembly</b>		
854F01	for 1-3/4" door	\$172.00	854F06	for 1-3/4" door	\$172.00
854F00	for 1-3/8" door		854F05	for 1-3/8" door	
854F03	for 2-1/4" door		854F08	for 2-1/4" door	
PART NO.	DESCRIPTION	605, 606, 611, 612, 613, 613E, 618, 619, 625, 626, 722			
<b>KNOBS - WROUGHT AND CAST "YW" KNOB - WROUGHT*</b>					
<b>Inside Knob</b>					
502F62		\$162.00			
<b>Outside Knob &amp; Spindle Assembly</b>					
689F33	for 1-3/4" door	\$162.00			
689F30	for 1-3/8" door				
689F39	for 2-1/4" door				
<b>"GS" KNOB - CAST*</b>					
<b>Inside Knob</b>					
503F15		\$264.00			
<b>Outside Knob &amp; Spindle Assembly</b>					
689F37	for 2-1/4" door	\$264.00			
689F31	for 1-3/4" door				
689F28	for 1-3/8" door				
PART NO.	DESCRIPTION	605, 606, 611, 612, 613, 613E, 625, 626			
<b>"SS" KNOB - CAST*</b>					
<b>Inside Knob</b>					
445F38		\$264.00			
<b>Outside Knob &amp; Spindle Assembly</b>					
445F43	for 1-3/4" door	\$264.00			
498F86	for 2" door				
498F87	for 2-1/4" door				
<b>"GW" KNOB - WROUGHT*</b>					
<b>Inside Knob</b>					
568F11		\$162.00			
<b>Outside Knob &amp; Spindle Assembly</b>					
689F60	for 1-3/4" door	\$162.00			
689F58	for 1-3/8" door				
689F62	for 2-1/4" door				
<b>"BW" KNOB - WROUGHT*</b>					
<b>Inside Knob</b>					
568F12		\$162.00			
<b>Outside Knob &amp; Spindle Assembly</b>					
502F10	for 1-3/4" door	\$162.00			
507F01	for 1-3/8" door				
511F73	for 2-1/4" door				
PART NO.	DESCRIPTION	605, 606, 611, 612, 613, 613E, 625, 626			
<b>"GR" KNOB - WROUGHT REINFORCED*</b>					
<b>Inside Knob</b>					
502F27		\$172.00			
<b>Outside Knob &amp; Spindle Assembly</b>					
689F52	for 1-3/4" door	\$172.00			
689F50	for 1-3/8" door				
689F54	for 2-1/4" door				
PART NO.	DESCRIPTION	LIST PRICE			
<b>Knob Release Tool</b>					
391F658	Knob Release Tool	\$1.00			
<b>Knob Shank Adapter</b>					
483F118	Knob Shank Adapter	\$7.00			
<b>Spring Clip</b>					
377F308	Spring Clip	\$2.00			

\*Discontinued product, only available as inventory allows.

PART NO.	DESCRIPTION	605, 606, 611, 612, 613, 613E, 618, 619, 625, 626, 629, 630, 722
<b>"AS" LEVER - CAST</b>		
<b>Inside Lever</b>		
670F37		
<b>Outside Lever &amp; Spindle Assembly</b>		
670F64	for 1-3/8" door	\$186.00
670F73	for 1-3/4" door	
671F09	for 2-1/4" door	
<b>"CS" LEVER - CAST</b>		
<b>Inside Lever</b>		
670F30		
<b>Outside Lever &amp; Spindle Assembly</b>		
670F57	for 1-3/8" door	\$186.00
670F66	for 1-3/4" door	
671F02	for 2-1/4" door	
<b>"DS" LEVER - CAST</b>		
<b>Inside Lever</b>		
670F32	LH/LHR	
670F31	RH/RHR	
<b>Outside Lever &amp; Spindle Assembly</b>		
670F59	for 1-3/8" door RH/RHR	\$186.00
670F68	for 1-3/4" door RH/RHR	
671F04	for 2-1/4" door RH/RHR	
670F58	for 1-3/8" door LH/LHR	
670F67	for 1-3/4" door LH/LHR	
671F03	for 2-1/4" door LH/LHR	
<b>"ES" LEVER - CAST</b>		
<b>Inside Lever</b>		
670F33		
<b>Outside Lever &amp; Spindle Assembly</b>		
670F60	for 1-3/8" door	\$186.00
670F69	for 1-3/4" door	
671F05	for 2-1/4" door	
<b>"LS" LEVER - CAST</b>		
<b>Inside Lever</b>		
670F34		
<b>Outside Lever &amp; Spindle Assembly</b>		
670F61	for 1-3/8" door	\$186.00
670F70	for 1-3/4" door	
671F06	for 2-1/4" door	
<b>"NS" LEVER - CAST</b>		
<b>Inside Lever</b>		
670F36		
<b>Outside Lever &amp; Spindle Assembly</b>		
670F63	for 1-3/8" door	\$186.00
670F72	for 1-3/4" door	
671F08	for 2-1/4" door	
<b>"PS" LEVER - CAST</b>		
<b>Inside Lever</b>		
670F38		
<b>Outside Lever &amp; Spindle Assembly</b>		
670F65	for 1-3/8" door	\$186.00
670F74	for 1-3/4" door	
671F10	for 2-1/4" door	
<b>"RS" LEVER - CAST</b>		
<b>Inside Lever</b>		
670F35		
<b>Outside Lever &amp; Spindle Assembly</b>		
670F62	for 1-3/8" door	\$186.00
670F71	for 1-3/4" door	
671F07	for 2-1/4" door	

PART NO.	DESCRIPTION	605, 606, 611, 612, 613, 613E, 618, 619, 625, 626, 629, 630, 722
<b>"LW" LEVER - WROUGHT</b>		
<b>Inside Lever</b>		
493F31		\$156.00
<b>Outside Lever &amp; Spindle Assembly</b>		
483F79	for 1-3/8" door	\$156.00
483F80	for 1-3/4" door	
483F81	for 2-1/4" door	
<b>"RW" LEVER - WROUGHT</b>		
<b>Inside Lever</b>		
493F34		\$156.00
<b>Outside Lever &amp; Spindle Assembly</b>		
483F82	for 1-3/8" door	\$156.00
483F83	for 1-3/4" door	
483F84	for 2-1/4" door	

PART NO.	DESCRIPTION	LIST PRICE
<b>NYLON BUSHING NO FINISH</b>		
698F22	Nylon Bushing †Order 100-	\$0.30
<b>ROSE PACKET</b>		
<b>Wrought Rose Packet- (Qty 2) 2-7/8" dia. (C)*</b>		
445F82	605, 606, 611, 612, 613, 613E, 618, 619, 625, 626, 722	\$68.00
<b>Wrought Rose Packet- (Qty 2) 3-1/2" dia. (D)*</b>		
445F83	605, 606, 611, 612, 613, 613E, 618, 619, 625, 626, 722	\$68.00
<b>Wrought Rose Packet- (Qty 2) 3" square (E)*</b>		
445F84	605, 606, 611, 612, 613, 613E, 618, 619, 625, 626, 722	\$68.00
<b>Cast Rose Packet - (Qty 2) 2-7/8" dia. (F)</b>		
447F24	605, 606, 611, 612, 613E, 618, 619, 625, 626, 629, 630, 722	\$166.00
<b>Cast Rose Packet- (Qty 2) 2-1/4" dia. (B)</b>		
447F25	605, 606, 611, 612, 613E, 618, 619, 625, 626, 629, 630, 722	\$86.00
<b>Wrought Rose Packet- (Qty 2) 2-1/4" dia. (A)</b>		
487F08	605, 606, 611, 612, 613E, 618, 619, 625, 626, 629, 630, 722	\$59.00
<b>Wrought Rose Packet- (Qty 2) 2-7/8" dia. (H)</b>		
853F05	605, 606, 611, 612, 613E, 618, 619, 625, 626, 629, 630, 722	\$65.00

PART NO.	DESCRIPTION	LIST PRICE
<b>ROSE REINFORCEMENT PACKET NO FINISH</b>		
445F869	Rose Reinforcement Packet*	\$6.00
<b>SCREW PACKET</b>		
<b>605, 606, 611, 612, 613, 619, 625, 626, 629, 630</b>		
569F45	For M & P half dummy trim*	\$7.00
429F317	Screw Packet for "N" Surface Mounted Escutcheon	\$8.80
616F088	Lock mounting, spanner	\$9.20
584F46	Escutcheon for 1-3/4" door, spanner	\$5.00
384F03	Escutcheon for 2" - 2-1/4" door, spanner	
616F078	T20 Torx® bit	\$12.20
269F098	Screw 1-32 x 1/4" OHMS-PH †Order 100-	\$0.46
<b>SLEEVE</b>		
<b>605, 606, 611, 612, 613, 619, 625, 626, 629, 630</b>		
206F53	Sleeve for Cast Knob*	\$14.00
<b>SPACER NO FINISH</b>		
497F528	Spacer for Cast Knob*	\$3.00
<b>SPINDLES NO FINISH</b>		
<b>LxL, KxK, LxK, KxL Spindle</b>		
499F828	1-3/8" door	\$31.00
499F838	1-3/4" door	
499F848	2-1/4" door	\$33.00

†Sold only in multiples of the number indicated. Price is each.

\*Discontinued product, only available as inventory allows.

PART NO.	DESCRIPTION	LIST PRICE	PART NO.	DESCRIPTION	LIST PRICE
<b>SPINDLE (Cont'd)</b>			<b>THUMBTURN LEVER PACKET</b>		
<b>(Knob x Knob) Spindle*</b>			<b>605, 606, 611, 612, 613, 625, 626, 629, 630</b>		
696F598	2-1/4" door	\$31.00	519F09	for 1-3/8" door	\$45.00
696F578	1-3/8" door	\$30.00	519F10	for 1-3/4" door	
696F588	1-3/4" door		519F11	for 2-1/4" door	
<b>SPINDLE FOR KNOB HALF TRIM*</b>			519F12	for up to 3" door	\$57.00
303F18	1-3/8" door	\$30.00	581F96	for up to 3-1/2" door	
303F19	1-3/4" door		303F20	2-1/4" door	\$57.00
<b>INSIDE SPINDLE FOR HALF LEVER TRIM*</b>			696F39	Blank Plate	\$57.00
680F348	1-3/8" door	\$17.00	<b>ERGONOMIC THUMBTURN LEVER PACKET FOR SECTIONAL TRIM</b>		
680F358	1-3/4" door	\$5.00	<b>605, 606, 611, 612, 613, 619, 625, 626, 629, 630</b>		
680F368	2-1/4" door	\$11.00	707F57	for 1-3/8" door	\$65.00
<b>HIGH SECURITY SPINDLE*</b>			707F58	for 1-3/4" to 2" doors	
445F41	1-3/4" door	\$27.00	707F59	for 2-1/4" door	
498F84	2" door	\$28.00	707F60	for up to 3" door	\$65.00
498F85	2-1/4" door	\$29.00	706F70	for up to 4" door	
<b>VANDAL RESISTANT SPINDLE &amp; SCREW PACK</b>			<b>ERGONOMIC THUMBTURN KIT FOR ESCUTCHEON TRIM</b>		
700F65	1-3/4" door	\$15.00	<b>605, 606, 611, 612, 613, 619, 625, 626, 629, 630</b>		
700F66	2" door		711F002	for up to 4" door (must be field cut to size)	\$65.00
700F67	2 -1/4" door		<b>WASHER FOR VANDAL RESISTANT TRIM</b>		
<b>THIMBLE PACKET</b>			700F378	Washer	\$2.60
432F86	<b>(Qty 2) for wrought escutcheon knob trim designs*</b>		<b>RETAINING RING FOR VANDAL RESISTANT TRIM</b>		
	605, 606, 611, 612, 613, 619, 625, 626, 629, 630	\$32.00	700F168	Retaining ring	\$1.00
445F85	<b>(Qty 2) for sectional knob trim designs*</b>		<b>LEVER SPINDLE SPRING FOR VANDAL RESISTANT TRIM</b>		
	605, 606, 611, 612, 613, 619, 625, 626	\$40.00	700F367	Lever spindle spring	\$1.00
<b>THIMBLE WRENCH NO FINISH</b>			PART NO. X FINISH	DESCRIPTION	605, 606, 611, 612, 613, 613E, 618, 619, 625, 626, 629, 630, 722
300F688	Thimble Wrench	\$4.20			
<b>THROUGHBOLT PACKET</b>			720F21	for 1-3/8" (35mm) door	\$92.00
<b>605, 606, 611, 612, 613, 619, 625, 626, 629, 630</b>			720F22	for 1-3/4" (44mm) – 2" (51mm) door	
<b>"M" and "P" Escutcheons</b>			720F24	for 2-1/4" (57mm) door	
433F76	1-3/8" door	\$7.00	720F25	for over 2-1/4" (57mm) door	
433F77	1-3/4" door		<b>INDICATORS – KEYED FUNCTION (VACANT)</b>		
433F78	2-1/4" door		741F21	for 1-3/8" door	\$92.00
<b>"R" Escutcheon</b>			741F22	for 1-3/4" to 2" doors	
439F33	1-3/8" door	\$7.00	741F23	for 2-1/4" door	
439F34	1-3/4" door		741F24	for up to 3" door	
439F35	2-1/4" door		<b>INDICATORS – NON-KEYED FUNCTION (SECURE)</b>		
<b>"T" Escutcheon (spanner head)*</b>			721F16	for 1-3/8" (35mm) door	\$110.00
445F318	1-3/4" door	\$14.00	721F17	for 1-3/4" (44mm) – 2" (51mm) door	
498F928	2" to 2-1/4" door		721F18	for 2-1/4" (57mm) door	
<b>*Discontinued product, only available as inventory allows.</b>			721F19	for over 2-1/4" (57mm) door	
			<b>INDICATORS – NON-KEYED FUNCTION (VACANT)</b>		
			720F61	for 1-3/8" (35mm) door	\$110.00
			720F62	for 1-3/4" (44mm) – 2" (51mm) door	
			720F64	for 2-1/4" (57mm) door	
			720F65	for over 2-1/4" (57mm) door	
			<b>THUMBTURN INDICATOR</b>		
			723F69	for 1-3/8" (35mm) door	\$192.00
			723F26	for 1-3/4" (44mm) – 2" (51mm) door	
			791F59	for 2-1/4" (57mm) door	
			791F60	for over 2-1/4" (57mm) door	

**VINEYARD™ COLLECTION TRIM**

PART NO.	DESCRIPTION	605 , 606, 613E, 619, 625, 626
<b>INSIDE LEVERS</b>		
692F632	Frascati LH/LHR	\$244.00
692F642	Frascati RH/RHR	
692F662	Zinfandel LH/LHR	
692F672	Zinfandel RH/RHR	
692F652	Merlot	
<b>OUTSIDE LEVERS</b>		
692F762	Frascati for 1 3/4" door LH/LHR	\$244.00
692F752	Frascati for 1 3/4" door RH/RHR	
692F952	Zinfandel for 1 3/4" door LH/LHR	
692F942	Zinfandel for 1 3/4" door RH/RHR	
692F932	Merlot for 1 3/4" door	
<b>L ESCUTCHEON - CAST</b>		
<b>Blank</b>		
692F862	Inside	\$201.00
<b>For Cylinder Only</b>		
694F322	Inside	
694F522	Outside	
<b>For Grip Only</b>		
694F312	Inside	
694F442	Outside	
<b>For Cylinder &amp; Grip</b>		
694F332	Inside	
694F562	Outside	
<b>For Thumbturn Lever Only</b>		
694F352	Inside	
<b>For Thumbturn Lever &amp; Grip</b>		
694F392	Inside	
<b>For Grip &amp; Emergency Key</b>		
694F482	Outside	
<b>For Cylinder, Grip &amp; Indicator</b>		
694F602	Outside	
<b>For Grip x Plug Only</b>		
694F682	Outside	
<b>For Grip x Plug Only x Indicator</b>		
694F722	Outside	
<b>ROSES (PAIR)</b>		
694F802	G-Rose (All functions)	\$227.00

## LOCKSET PARTS

PART NO.	DESCRIPTION	LIST PRICE
<b>LEVERS – (Finish: 605,606,611,612,613,613E,613L,618,619,625,626,722)</b>		
790F215	NZ - Plain	\$78.00
790F225	NZ - Cylinder or Button	\$78.00
790F235	NZ - Emergency Key Hole	\$78.00
790F245	NZ - Intruder	\$78.00
790F335	NZ - Sargent® Cylinder Cutout	\$78.00
790F345	NZ - Sargent Cylinder Cutout - Intruder	\$78.00
790F395	NZ - Corbin Russwin LFIC - 6 Pin	\$78.00
790F405	NZ - Corbin Russwin LFIC - 6 Pin Intruder	\$78.00
790F415	NZ - Corbin Russwin LFIC - 7 Pin	\$78.00
790F425	NZ - Corbin Russwin LFIC - 7 Pin Intruder	\$78.00
790F515	NZ - SFIC Cutout	\$78.00
790F525	NZ - SFIC Cutout Intruder	\$78.00
790F575	NZ - Schlage® LFIC Cutout	\$78.00
790F585	NZ - Schlage® LFIC Cutout - Intruder	\$78.00
774F225	PZ Yale® Cylinder Cutout 6/7 Pin	\$78.00
798F295	PZ Yale® Cylinder Cutout 6/7 Pin - Intruder	\$78.00
774F945	PZ Yale® Cylinder Cutout 6/7 Pin	\$78.00
798F305	PZ Yale® Cylinder Cutout 6/7 Pin - Intruder	\$78.00
780F215	NZ Security - Plain	\$78.00
780F225	NZ Security - Cylinder or Button	\$78.00
780F235	NZ Security - Emergency Key Hole	\$78.00
780F245	NZ Security - Intruder	\$78.00
780F335	NZ Security - Sargent Cylinder Cutout	\$78.00
780F345	NZ Security - Sargent Cylinder Cutout - Intruder	\$78.00
780F395	NZ Security - Corbin Russwin LFIC - 6 Pin	\$78.00
780F405	NZ Security - Corbin Russwin LFIC - 6 Pin Intruder	\$78.00
780F415	NZ Security - Corbin Russwin LFIC - 7 Pin	\$78.00
780F425	NZ Security - Corbin Russwin LFIC - 7 Pin Intruder	\$78.00
780F515	NZ Security - SFIC Cutout	\$78.00
780F525	NZ Security - SFIC Cutout Intruder	\$78.00
780F575	NZ Security - Schlage® LFIC Cutout	\$78.00
780F585	NZ Security - Schlage® LFIC Cutout - Intruder	\$78.00
790F225	PZ Yale® Cylinder Cutout 6/7 Pin	\$78.00
790F245	PZ Yale® Cylinder Cutout 6/7 Pin - Intruder	\$78.00
776F215	AZ - Plain	\$78.00
776F225	AZ - Cylinder or Button	\$78.00
776F235	AZ - Emergency Key Hole	\$78.00
776F245	AZ - Intruder	\$78.00
776F335	AZ - Sargent® Cylinder Cutout	\$78.00
776F345	AZ - Sargent Cylinder Cutout - Intruder	\$78.00
776F395	AZ - Corbin Russwin LFIC - 6 Pin	\$78.00
776F405	AZ - Corbin Russwin LFIC - 6 Pin Intruder	\$78.00
776F415	AZ - Corbin Russwin LFIC - 7 Pin	\$78.00
776F425	AZ - Corbin Russwin LFIC - 7 Pin Intruder	\$78.00
776F515	AZ - SFIC Cutout	\$78.00
776F525	AZ - SFIC Cutout Intruder	\$78.00
776F575	AZ - Schlage® LFIC Cutout	\$78.00
776F585	AZ - Schlage® LFIC Cutout - Intruder	\$78.00
777F215	AZ Security - Plain	\$78.00
777F225	AZ Security - Cylinder or Button	\$78.00
777F235	AZ Security - Emergency Key Hole	\$78.00
777F245	AZ Security - Intruder	\$78.00
777F335	AZ Security - Sargent Cylinder Cutout	\$78.00
777F345	AZ Security - Sargent Cylinder Cutout - Intruder	\$78.00
777F395	AZ Security - Corbin Russwin LFIC - 6 Pin	\$78.00
777F405	AZ Security - Corbin Russwin LFIC - 6 Pin Intruder	\$78.00
777F415	AZ Security - Corbin Russwin LFIC - 7 Pin	\$78.00
777F425	AZ Security - Corbin Russwin LFIC - 7 Pin Intruder	\$78.00
777F515	AZ Security - SFIC Cutout	\$78.00
777F525	AZ Security - SFIC Cutout Intruder	\$78.00
777F575	AZ Security - Schlage® LFIC Cutout	\$78.00
777F585	AZ Security - Schlage® LFIC Cutout - Intruder	\$78.00

PART NO.	DESCRIPTION	LIST PRICE
<b>LEVERS – (Finish: 605,606,611,612,613,613E,613L,618,619,625,626,722)</b>		
778F215	PZ - Plain	\$78.00
778F225	PZ - Cylinder or Button	\$78.00
778F235	PZ - Emergency Key Hole	\$78.00
778F245	PZ - Intruder	\$78.00
778F335	PZ - Sargent® Cylinder Cutout	\$78.00
778F345	PZ - Sargent Cylinder Cutout - Intruder	\$78.00
778F395	PZ - Corbin Russwin LFIC - 6 Pin	\$78.00
778F405	PZ - Corbin Russwin LFIC - 6 Pin Intruder	\$78.00
778F415	PZ - Corbin Russwin LFIC - 7 Pin	\$78.00
778F425	PZ - Corbin Russwin LFIC - 7 Pin Intruder	\$78.00
778F515	PZ - SFIC Cutout	\$78.00
778F525	PZ - SFIC Cutout Intruder	\$78.00
778F575	PZ - Schlage® LFIC Cutout	\$78.00
778F585	PZ - Schlage® LFIC Cutout - Intruder	\$78.00
778F225	PZ Yale® Cylinder Cutout 6/7 Pin	\$78.00
778F245	PZ Yale® Cylinder Cutout 6/7 Pin - Intruder	\$78.00
774F965	PZ Yale® Cylinder Cutout 6/7 Pin	\$78.00
798F395	PZ Yale® Cylinder Cutout 6/7 Pin - Intruder	\$78.00
774F985	PZ Yale® Cylinder Cutout 6/7 Pin	\$78.00
798F405	PZ Yale® Cylinder Cutout 6/7 Pin - Intruder	\$78.00
779F215	PZ Security - Plain	\$78.00
779F225	PZ Security - Cylinder or Button	\$78.00
779F235	PZ Security - Emergency Key Hole	\$78.00
779F245	PZ Security - Intruder	\$78.00
779F335	PZ Security - Sargent Cylinder Cutout	\$78.00
779F345	PZ Security - Sargent Cylinder Cutout - Intruder	\$78.00
779F395	PZ Security - Corbin Russwin LFIC - 6 Pin	\$78.00
779F405	PZ Security - Corbin Russwin LFIC - 6 Pin Intruder	\$78.00
779F415	PZ Security - Corbin Russwin LFIC - 7 Pin	\$78.00
779F425	PZ Security - Corbin Russwin LFIC - 7 Pin Intruder	\$78.00
779F515	PZ Security - SFIC Cutout	\$78.00
779F525	PZ Security - SFIC Cutout Intruder	\$78.00
779F575	PZ Security - Schlage® LFIC Cutout	\$78.00
779F585	PZ Security - Schlage® LFIC Cutout - Intruder	\$78.00

PART NO.	DESCRIPTION	LIST PRICE
<b>ROSES</b>		
<b>D ROSE</b>		
678F252 Fin	626/613E	\$37.00
	605,606,611,612,613,613L,618,619,625,722	\$42.00
<b>C ROSE</b>		
779F97 Fin	626/613E	\$37.00
	605,606,611,612,613,613L,618,619,625,722	\$42.00
<b>ROSETTE FOR C &amp; K ROSE</b>		
778F90 Fin	626/613E	\$37.00
	605,606,611,612,613,613L,618,619,625,722	\$42.00
<b>E ROSE</b>		
779F98 Fin	626/613E	\$39.00
	605,606,611,612,613,613L,618,619,625,722	\$45.00
<b>ROSETTE FOR E ROSE</b>		
778F97 Fin	626/613E	\$42.00
	605,606,611,612,613,613L,618,619,625,722	\$48.00
<b>K ROSE</b>		
779F99 Fin	626/613E	\$42.00
	605,606,611,612,613,613L,618,619,625,722	\$48.00

# CL3100 Cylindrical Lock Series Vandal Resistant Lever Lockset

## LOCKSET PARTS

PART NO.	DESCRIPTION	LIST PRICE
<b>LATCH ASSEMBLIES</b>		
Standard		
780F81 Fin	10 Function	\$148.00
780F82 Fin	32, 40NT, 51, 52, 55, 57, 62, 72, and 80 Functions	
780F83 Fin	20 and 20H Functions	
780F84 Fin	29, 75, and 93 Functions	
780F85 Fin	61 Function	
3-3/4" Backset		
780F86 Fin	10 Function	\$138.00
780F87 Fin	32, 40NT, 51, 52, 55, 57, 62, 72, and 80 Functions	
780F88 Fin	20 and 20H Functions	
780F89 Fin	29, 75, and 93 Functions	
780F90 Fin	61 Function	
5" Backset		
780F91 Fin	10 Function	\$144.00
780F92 Fin	32, 40NT, 51, 52, 55, 57, 62, 72, and 80 Functions	
780F93 Fin	20 and 20H Functions	
780F94 Fin	29, 75, and 93 Functions	
780F95 Fin	61 Function	
3/4" Throw Fire Latch		
780F96 Fin	10, 51, 55, 57, 72, and 80 Functions	\$187.00

PART NO.	DESCRIPTION	LIST PRICE
<b>STRIKES</b>		
217L13	ANSI Curved Lip (Standard)	\$20.00
586L19	Curved Lip "T" Strike	\$22.00
120F768	ANSI Wrought Strike Box	\$9.00

PART NO.	DESCRIPTION	LIST PRICE
<b>SLEEVE ASSEMBLIES</b>		
STANDARD		
775F808	Outside Sleeve - 61 Function	\$151.00
776F002 Fin	Inside Sleeve - 51 Function	\$80.00
776F012 Fin	Inside Sleeve - 93 Function	\$80.00
776F022 Fin	Inside Sleeve - 61 Function	\$80.00
776F032 Fin	Inside Sleeve - 29 Function	\$151.00
776F042 Fin	Inside Sleeve - 20, 20H and 75 Functions	\$200.00
776F638	Outside Sleeve - 51,57,61,72, and 93 Functions	\$151.00
776F648	Outside Sleeve - 40NT Function	\$80.00
776F658	Outside Sleeve - 32 Function	\$148.00
776F668	Outside Sleeve - 55 and 62 Functions	\$148.00
776F678	Outside Sleeve - 29 Function	\$151.00
776F688	Outside Sleeve - 52 and 75 Functions	\$170.00
776F698	Outside Sleeve - 20 and 20H Functions	\$130.00
776F708	Inside Sleeve - 10, 55, and 80 Functions Outside Sleeve - 10 Function	\$71.00
776F848	Inside Sleeve - 52 and 72 Functions	\$200.00
776F858	Inside Sleeve - 32 Function	\$144.00
776F868	Inside Sleeve - 62 Function	\$144.00
776F878	Inside Sleeve - 40NT and 57 Functions	\$71.00

PART NO.	DESCRIPTION	LIST PRICE
<b>SLEEVE ASSEMBLIES</b>		
INTERCHANGEABLE CORE		
775F818	Outside Sleeve - 61 Function	\$154.00
776F718	Outside Sleeve - 51, 57, 72, 93 Functions	\$154.00
776F728	Outside Sleeve - 32 Function	\$148.00
776F738	Outside Sleeve - 55, 62 Functions	\$148.00
776F748	Outside Sleeve - 52, 75 Functions	\$167.00
776F918	Inside Sleeve - 61, 75 Functions	\$154.00
776F928	Inside Sleeve - 52, 72 Functions	\$148.00
776F938	Inside Sleeve - 32 Function	\$148.00
776F948	Inside Sleeve - 62 Function	\$141.00
3/4" THROW FIRE LATCH - STANDARD		
779F638	Outside Sleeve - 51, 57, 72 Functions	\$144.00
779F648	Outside Sleeve - 55 Function	\$148.00
779F658	Inside Sleeve - 72 Function Inside Sleeve - 57 Function	\$74.00
779F728	Inside Sleeve - 72 Function	\$200.00
779F738	Inside Sleeve - 57 Function	\$71.00
779F748	Inside Sleeve - 51 Function	\$144.00
3/4" THROW FIRE LATCH - INTERCHANGEABLE CORE		
779F758	Inside Sleeve - 72 Function	\$151.00
M111 SLEEVE ASSEMBLIES - STANDARD		
775F828	Outside Sleeve - 61 Function	\$151.00
776F758	Outside Sleeve - 51, 57, 72, 93 Functions	\$151.00
776F768	Outside Sleeve - 32 Function	\$148.00
776F778	Outside Sleeve - 55, 62 Functions	\$148.00
776F788	Outside Sleeve - 29 Function	\$151.00
776F798	Outside Sleeve - 52, 75 Functions	\$170.00
776F958	Inside Sleeve - 52, 72 Functions	\$200.00
776F968	Inside Sleeve - 32 Function	\$144.00
776F978	Inside Sleeve - 62 Function	\$144.00
M111 SLEEVE ASSEMBLIES - INTERCHANGEABLE CORE		
775F838	Outside Sleeve - 61 Function	\$154.00
776F808	Outside Sleeve - 51,57,61,72,93 Functions	\$154.00
776F818	Outside Sleeve - 32 Function	\$148.00
776F828	Outside Sleeve - 55, 62 Functions	\$148.00
776F838	Outside Sleeve - 52, 75 Functions	\$167.00
776F988	Inside Sleeve - 52, 72 Functions	\$148.00
776F998	Inside Sleeve - 32 Function	\$148.00
777F208	Inside Sleeve - 62 Function	\$148.00

PART NO.	DESCRIPTION	LIST PRICE
<b>COLLARS</b>		
778F888	Inside Collar	\$6.00
778F898	Outside Collar	\$8.00

PART NO.	DESCRIPTION	LIST PRICE
<b>TAILPIECES</b>		
778F788	Schlage® Fixed Core	\$17.00
780F658	SFIC Core	\$5.00
775F948	SARGENT Fixed Core	\$17.00
780F662	Schlage® LFIC	\$23.00
780F648	Corbin Russwin LFIC	\$1.00
774F878	Yale® LFIC 6-Pin	\$1.00
774F888	Yale® LFIC 7-Pin	\$1.00
780F808	Tail, Cylinder, 20H	\$2.00

**LOCKSET PARTS**

PART NO.	DESCRIPTION	LIST PRICE
<b>MISCELLANEOUS</b>		
778F638	Collar/Rosette Installation Wrench	\$8.00
780F638	Allen Key Wrench	\$8.00
780F208	M111 Screwdriver	\$5.00
604F228 Fin	Screw Packet	\$4.60
775F908 Fin	Mounting Kit Packet (CL3150)	\$21.00
775F918 Fin	Mounting Kit Packet (CL3170)	\$21.00
753F598	Rose Installation Tool	\$7.00
778F868	Aligning Pin	\$1.00
779F787	Bearing Assembly	\$194.00
778F812	Emergency Release Cylinder	\$45.00
206F578	Screw, combo #8 PH	\$1.00
790F988	Inside Mounting Flange Assembly	\$112.00
790F998	Outside Mounting Flange Assembly	\$112.00
403F302 Fin	Cup Washer	\$3.00
305F318 Fin	Machine Screw 1/4-20 x 2-3/4"	\$4.00
269F808	Countersunk Flat Head Screw 10-24x3/8" (1-3/4" Door)	\$1.00
778F968	Anchor Plate	\$1.00
778F91 Fin	Rosette Plug	\$38.00
790F988	Flange SA, Mounting I/S	\$112.00
790F998	Flange SA, Mounting O/S	\$112.00
220F718	Screw, FHM-PH, 10-24X1/2"	\$1.00
779F797	Bearing SA, D200	\$194.00
779F807	Bearing SA, M16	\$172.00
790F208	Screw, FHM-PH, #4-40X1/2"	\$4.00
679F818	Emergency Release Tool	\$1.20
778F759	Cylinder Spacer for 6-Pin Fixed Core Corbin Russwin or Yale® Cylinder	\$2.10



### LOCKSET PARTS

PART NO.	DESCRIPTION	LIST PRICE	PART NO.	DESCRIPTION	LIST PRICE
<b>CHASSIS ASSEMBLY STANDARD</b>			<b>LEVERS 1-3/4" TO 2" DOORS (Cont'd)</b>		
785F008	for CL3310	\$154.00	596F825	NZD - SFIC (Best®) cylinder	\$103.00
785F118 Fin	for CL3320, CL3361	\$162.00	714F425	NZD - SFIC (Best®) cylinder CL3352 inside	
785F138 Fin	CL3320TO	\$156.00	690F975	NZD - Schlage® LFIC cylinder	
785F078 Fin	for CL3329	\$190.00	714F455	NZD - Schlage® LFIC cylinder CL3352 inside	\$99.00
785F068	for CL3332	\$184.00	563F885	AZD - Plain	
785F028 Fin	for CL3340	\$180.00	563F895	AZD - Cylinder or button	
785F038	for CL3340NT	\$164.00	714F005	AZD - CL3352 inside	\$101.00
785F018 Fin	CL3351, CL3357	\$164.00	563F905	AZD - Emergency key hole	
785F048	for CL3352, CL3355	\$190.00	585F705	AZD - LFIC cylinder - 6 pin	
785F148	for CL3359	\$164.00	714F305	AZD - LFIC cylinder - 6 pin CL3352 inside	\$101.00
785F058	for CL3362	\$184.00	600F425	AZD - LFIC cylinder - 7 pin	
785F088	for CL3372	\$172.00	714F315	AZD - LFIC cylinder - 7 pin CL3352 inside	
785F158 Fin	CL3375	\$152.00	695F075	AZD - Sargent® cylinder	\$101.00
785F088	for CL3380, CL3390	\$174.00	714F035	AZD - Sargent® cylinder CL3352 inside	
785F108	for CL3381, CL3391	\$172.00	578F435	NZD - Sargent cylinder	
785F378 Fin	CL3393	\$428.36	714F125	NZD - Sargent cylinder CL3352 inside	\$99.00
785F188	CL33903-12AD	\$428.36	799F505	PZD - plain	
785F168	CL33903-24AD	\$428.36	799F515	PZD - Cylinder or button	
785F198	CL33905-12AD	\$428.36	799F535	PZD - CL3352 inside	\$101.00
785F178	CL33905-24AD	\$196.00	799F525	PZD - Emergency key hole	
<b>CHASSIS ASSEMBLY, LFIC</b>			799F565	PZD - LFIC Cylinder - 6 pin	
785F298	for CL3361	\$202.00	799F575	PZD - LFIC Cylinder - 6 pin CL3352 inside	\$101.00
785F268 Fin	for CL3329	\$196.00	799F585	PZD - LFIC Cylinder - 7 pin	
785F258	for CL3332	\$180.00	799F595	PZD - LFIC Cylinder - 7 pin CL3352 inside	
785F218 Fin	for CL3351, CL3357, CL3393	\$196.00	799F805	PZD - SFIC (Best®) cylinder	\$103.00
785F238	for CL3352	\$180.00	799F815	PZD - SFIC (Best®) cylinder CL3352 inside	
785F228	for CL3355	\$196.00	799F825	PZD - Schlage® LFIC cylinder	
785F308	for CL3359	\$196.00	799F835	PZD - Schlage® LFIC cylinder CL3352 inside	\$101.00
785F248	for CL3362	\$175.00	799F545	PZD - Sargent® cylinder	
785F278	for CL3372	\$188.00	799F555	PZD - Sargent® cylinder CL3352 inside	
785F318 Fin	CL3375	\$175.00	712F205	FZD - LH plain	\$101.00
785F288	for CL3381, CL3391	\$438.36	712F215	FZD - LH cylinder or button	
785F388 Fin	CL3393	\$438.36	712F385	FZD - LH CL3352 inside	
785F348	CL33903-12AD	\$438.36	712F225	FZD - LH emergency key hole	\$103.00
785F328	CL33903-24AD	\$438.36	715F245	FZD - LH LFIC cylinder - 6 pin	
785F358	CL33905-12AD	\$438.36	712F405	FZD - LH LFIC cylinder - 6 pin CL3352 inside	
785F338	CL33905-24AD	\$438.36	714F255	FZD - LH LFIC cylinder - 7 pin	\$105.00
<b>CYLINDER PARTS</b>			712F415	FZD - LH LFIC cylinder - 7 pin CL3352 inside	
622F308	Tailpiece 6-pin	\$2.00	712F265	FZD - LH SFIC (Best®) cylinder	
682F298	Tailpiece 7-pin	\$5.60	712F425	FZD - LH SFIC (Best®) cylinder CL3352 inside	\$103.00
631F248	Corbin Russwin LFIC core kit	\$5.60	712F275	FZD - LH Schlage® LFIC cylinder	
682F958	SFIC (Best®) tailpiece kit	\$17.40	712F435	FZD - LH Schlage® LFIC cylinder CL3352 inside	
682F969	Sargent® tailpiece kit	\$23.00	712F235	FZD - LH Sargent® cylinder	\$101.00
697F942	Schlage® LFIC tailpiece kit	\$6.30	712F395	FZD - LH Sargent® cylinder CL3352 inside	
682F398	Schlage® tailpiece kit	\$33.00	712F505	FZD - RH plain	
<b>HOUSING ASSEMBLIES</b>			712F515	FZD - RH cylinder or button	\$101.00
783F208	Spring housing O/S	\$28.00	712F685	FZD - RH CL3352 inside	
783F308	Spring housing I/S 1 3/4" -2"	\$28.00	712F525	FZD - RH emergency key hole	
783F408	Spring housing I/S 2 1/4"	\$108.00	712F545	FZD - RH LFIC cylinder - 6 pin	\$103.00
686F858	Dummy housing I/S	\$94.40	712F705	FZD - RH LFIC cylinder - 6 pin CL3352 inside	
686F868	Dummy housing O/S	\$99.00	712F555	FZD - RH LFIC cylinder - 7 pin	
<b>LEVERS 1-3/4" TO 2" DOORS</b>			712F715	FZD - RH LFIC cylinder - 7 pin CL3352 inside	\$105.00
563F945	NZD - Plain	\$99.00	712F565	FZD - RH SFIC (Best®) cylinder	
563F955	NZD - Cylinder button		712F725	FZD - RH SFIC (Best®) cylinder CL3352 inside	
714F065	NZD - CL3352 inside		712F575	FZD Schlage® LFIC cylinder	
563F965	NZD - Emergency key hole	\$101.00	712F735	FZD Schlage® LFIC cylinder CL3352 inside	
585F715	NZD - LFIC cylinder - 6 pin		712F535	FDZ - RH Sargent® cylinder	
714F365	NZD - LFIC cylinder - 6 pin CL3352 inside		712F695	FDZ - RH Sargent® cylinder CL3352 inside	
600F415	NZD - LFIC cylinder - 7 pin	\$103.00			
714F375	NZD - LFIC cylinder - 7 pin CL3352 inside				

### LOCKSET PARTS

PART NO.	DESCRIPTION	LIST PRICE	PART NO.	DESCRIPTION	LIST PRICE
<b>LEVERS 2 1/4" DOORS</b>			<b>LEVERS 2 1/4" DOORS (Cont'd)</b>		
684F825	NZD - Plain	\$99.00	712F335	FZD - LH Sargent® cylinder	\$103.00
684F835	NZD - Cylinder or button		712F455	FZD - LH Sargent® cylinder CL3352 inside	
714F215	NZD - CL3352 inside		712F605	FZD - RH plain	\$101.00
684F845	NZD - Emergency key hole		712F615	FZD - RH cylinder or button	
684F865	NZD - LFIC cylinder - 6 pin	712F745	FZD - RH CL3352 inside		
714F545	NZD - LFIC cylinder - 6 pin CL3352 inside	712F625	FZD - RH emergency key hole		
685F875	NZD - LFIC cylinder - 7 pin	\$101.00	712F645	FZD - RH LFIC cylinder - 6 pin	\$103.00
714F555	NZD - LFIC cylinder - 7 pin CL3352 inside		712F765	FZD - RH LFIC cylinder - 6 pin CL3352 inside	
684F885	NZD - SFIC (Best®) cylinder		712F655	FZD - RH LFIC cylinder - 7 pin	
714F605	NZD - SFIC (Best®) cylinder CL3352 inside	\$103.00	712F775	FZD - RH LFIC cylinder - 7 pin CL3352 inside	\$105.00
690F985	NZD - Schlage® LFIC cylinder		712F665	FZD - RH SFIC (Best®) cylinder	
714F635	NZD - Schlage® LFIC cylinder CL3352 inside		712F785	FZD - RH SFIC (Best®) cylinder CL3352 inside	
684F855	NZD - Sargent® cylinder	\$101.00	712F675	FZD - RH Schlage® LFIC cylinder	\$103.00
714F275	NZD - Sargent® cylinder CL3352 inside		712F795	FZD - RH Schlage® LFIC cylinder CL3352 inside	
684F775	AZD - Plain	\$99.00	712F635	FZD - RH Sargent® cylinder	
684F785	AZD - Cylinder or button		712F755	FZD - RH Sargent® cylinder CL3352 inside	
714F155	AZD - CL3352 inside		<b>EMERGENCY RELEASE TOOL</b>		
684F795	AZD - Emergency key hole		679F818	Emergency Release Tool (CL3320)	\$1.20
684F805	AZD - LFIC cylinder - 6 pin	601F829	Emergency Release Label (CL3320)		
714F485	AZD - LFIC cylinder - 6 pin CL3352 inside	\$101.00	<b>LEVER INSERT</b>		
684F815	AZD - LFIC cylinder - 7 pin		585F729	Lever insert (black)	\$0.30
714F495	AZD - LFIC cylinder - 7 pin CL3352 inside		<b>LATCH ASSEMBLY</b>		
697F995	AZD - Sargent® cylinder		<b>2 3/4" Backsets</b>		
714F185	AZD - Sargent® cylinder CL3352 inside	\$99.00	586F16	Plain, square corner	\$71.00
799F605	PZD - Plain		596F66	Plain, round corner	
799F615	PZD - Cylinder or button		586F17	Deadlocking square corner	\$79.00
799F635	PZD - CL3352 inside		596F67	Deadlocking round corner	
799F625	PZD - Emergency key hole	586F18	Throw-Off square corner		
799F665	PZD - LFIC cylinder - 6 pin	\$101.00	596F68	Throw-Off round corner	\$101.00
799F675	PZD - LFIC cylinder - 6 pin CL3352 inside		601F69	3/4" Through deadlocking fire latch square corner	
799F685	PZD - LFIC cylinder - 7 pin		<b>3 3/4" Backsets</b>		
799F695	PZD - LFIC cylinder - 7 pin CL3352 inside	\$135.00	586F80	Plain, square corner	
799F845	PZD - SFIC (Best®) cylinder		586F86	Plain, round corner	
799F855	PZD - SFIC (Best®) cylinder CL3352 inside	\$143.00	586F81	Deadlocking square corner	
799F865	PZD - Schlage® LFIC cylinder		586F87	Deadlocking round corner	
799F875	PZD - Schlage LFIC cylinder CL3352 inside		586F82	Throw-Off square corner	
799F645	PZD - Sargent® cylinder	\$101.00	586F88	Throw-Off round corner	
799F655	PZD - Sargent® cylinder CL3352 inside		<b>5" Backsets</b>		
712F305	FZD - LH plain	\$101.00	598F20	Plain, square corner	\$96.00
712F315	FZD - LH cylinder or botton		601F24	Plain, round corner	
712F445	FZD - LH CL3352 inside	\$103.00	598F21	Deadlocking square corner	\$104.00
712F325	FZD - LH emergency key hole		601F25	Deadlocking round corner	
712F345	FZD - LH LFIC cylinder - 6 pin		598F22	Throw-Off square corner	
712F465	FZD - LH LFIC cylinder - 6 pin CL3352 inside	\$105.00	601F26	Throw-Off round corner	
712F355	FZD - LH LFIC cylinder - 7 pin				
712F475	FZD - LH LFIC cylinder - 7 pin CL3352 inside				
712F365	FZD - LH SFIC (Best®) cylinder				
712F485	FZD - LH SFIC (Best®) cylinder CL3352 inside				
712F375	FZD - LH Schlage® LFIC cylinder				
712F495	FZD - LH Schlage® LFIC cylinder CL3352 inside				

# CL3300 Cylindrical Lock Series Extra Heavy-Duty Lever Lockset

## LOCKSET PARTS

PART NO.	DESCRIPTION	LIST PRICE
<b>LATCH &amp; STRIKE SCREW PACKS</b>		
604F228 Fin	Latch & ANSI (4 7/8") strike - phillips head	\$4.60
604F238 Fin	Latch & ANSI (4 7/8") strike - spanner head	\$13.10
604F248 Fin	Latch & ANSI (4 7/8") strike - Torx head	\$13.10
604F268 Fin	Latch & T (2 3/4") strike - phillips head	\$4.50
604F278 Fin	Latch & T (2 3/4") strike - spanner head	\$13.10
604F288 Fin	Latch & T (2 3/4") strike - Torx head	\$13.10
480F688 Fin	Rabbetted Strike - phillips head	\$4.60
596F618 Fin	Rabbetted Strike - spanner head	\$13.10
596F628 Fin	Rabbetted Strike - Torx head	\$13.10
<b>MOUNTING SCREW PACKS</b>		
682F608	1 3/4" - 2" doors (pre June 2004)	\$5.00
710F658	1 3/4" - 2" doors (after June 2004)	
682F618	Over 2" (pre June 2004)	\$9.10
710F668	Over 2" (after June 2004)	
682F628	CL3380, CL3381 1 3/4" - 2" doors	\$5.00
682F638	CL3380, CL3381 over 2" doors	\$9.10
682F64 Fin	CL3390, CL3391 1 3/4" - 2" phillips head	\$7.00
682F67 Fin	CL3390, CL3391 1 3/4" - 2" spanner head	\$13.10
682F68 Fin	CL3390, CL3391 1 3/4" - 2" Torx head	\$13.10
682F65 Fin	CL3390, CL3391 over 2" phillips head	\$41.00
682F86 Fin	CL3390, CL3391 over 2" spanner head	\$44.00
682F87 Fin	CL3390, CL3391 over 2" Torx head	\$46.00
684F44 Fin	CL3350 Half Dummy Trim - phillips head	\$9.10
684F45 Fin	CL3350 Half Dummy Trim - spanner head	\$44.00
684F46 Fin	CL3350 Half Dummy Trim - Torx head	\$46.00
684F528	CL3370 Half Dummy Trim	\$5.00
<b>BUTTONS</b>		
585F76 Fin	Turnbutton CL3351	\$19.50
585F77 Fin	Pushbutton CL3320, CL3320H, CL3320TO, CL3340, CL3361, CL3375	\$17.50
585F78 Fin	Hotel button CL3329	
585F79 Fin	Slotted button CL3393	

PART NO.	DESCRIPTION	LIST PRICE
<b>STRIKE BOX</b>		
120F768	4-7/8" ANSI strike box	\$9.00
<b>FRONT PLATE RABBETTED STRIKE</b>		
315F93 Fin*	606, 612, 619, 626, 605, 611, 613, 625	\$55.30
<b>RABBETTED STRIKE</b>		
315F94 Fin*	606, 612, 619, 626, 605, 611, 613, 625	\$55.30
601F283 Fin*	Rabbetted Strike & Front	\$86.30
<b>ROSES</b>		
678F25 Fin	Rose	\$26.00
598F59 Fin	Blank Rose	\$28.00
710F618	Rose liner I/S 1 3/4" - 2" after June 2004	\$4.30
710F628	Rose liner I/S over 2" after June 2004	\$5.00
678F248	Rose liner O/S 1 3/4" - 2"	
678F498	Rose liner O/S over 2"	\$5.70
586F51 Fin	Thumbturn ass'y 1 3/4" - 2"	\$85.80
686F88 Fin	Thumbturn ass'y over 2"	
682F788	Rose liner CL3380, CL3381	\$23.90
<b>STRIKES - 4 7/8" ANSI CURVED LIP</b>		
217L13M016	1" Lip Length	\$19.30
217L13M018	1 1/8" Lip Length	
217L13M020	1 1/4" Lip Length	
217L13M022	1 3/8" Lip Length	
217L13M024	1 1/2" Lip Length	
217L13M028	1 3/4" Lip Length	\$20.30
217L13M032	2" Lip Length	
217L13M036	2 1/4" Lip Length	
217L13M040	2 1/2" Lip Length	
217L13M044	2 3/4" Lip Length	
217L13M048	3" Lip Length	
<b>STRIKES - 2 3/4" T- CURVED LIP</b>		
586L19M016	1" Lip Length	\$20.30
586L19M018	1 1/8" Lip Length	
586L19M020	1 1/4" Lip Length	
586L19M022	1 3/8" Lip Length	
586L19M024	1 1/2" Lip Length	
586L19M028	1 3/4" Lip Length	\$22.30
586L19M032	2" Lip Length	
586L19M036	2 1/4" Lip Length	
586L19M040	2 1/2" Lip Length	
586L19M044	2 3/4" Lip Length	
586L19M048	3" Lip Length	
<b>EMERGENCY RELEASE TOOL</b>		
679F818	Emergency Release Tool (CL3320)	\$1.20
601F829	Emergency Release Label (CL3320)	

## ASSA ABLOY

PART NO.	DESCRIPTION	LIST PRICE
<b>BUTTONS</b>		<b>ALL FINISH</b>
585F762	CL3551 (Turn Button)	\$19.50
585F772	CL3520, 61 (Push Button)	\$17.50
<b>CASSETTE HOUSING O/S</b>		<b>NO FINISH</b>
796F378	Standard	\$28.80
686F858	CL3550, 70	\$108.00
<b>CASSETTE HOUSING I/S</b>		<b>NO FINISH</b>
796F408	CL3580, 81	\$20.70
686F868	CL3570	\$94.40
796F398	Standard I/S Spring Housing	\$11.00
<b>CHASSIS ASSEMBLY, STANDARD</b>		<b>NO FINISH</b>
796F208	CL3510	\$80.30
796F218	CL3520, 61	\$108.60
796F248	CL3580	\$110.60
796F228	CL3551, 57	\$110.60
796F238	CL3555	\$114.60
796F258	CL3581	\$129.60
796F268	CL3582	\$153.60
<b>CHASSIS ASSEMBLY, LFIC</b>		<b>NO FINISH</b>
796F318	CL3561	\$114.60
796F328	CL3551, 57	\$116.60
796F338	CL3555	\$120.60
796F358	CL3581	\$135.60
796F368	CL3582	\$159.60
<b>CYLINDER PARTS</b>		<b>NO FINISH</b>
622F308	Tailpiece 6-Pin	\$2.00
682F298	Tailpiece 7-pin	\$1.90
682F398	M06 - Schlage® tailpiece kit	\$6.30
682F969	M09 - Sargent® tailpiece kit	\$17.40
631F248	C6/C7 - LFIC tailpiece kit	\$5.60
682F958	M08 - small format IC kit	\$5.60
697F942	M69 - Schlage® IC tailpiece kit	\$23.00
<b>HOUSING ASSEMBLIES</b>		
796F388	Housing Assembly, I/S, D134	\$20.70
796F398	Housing Assembly, I/S, D138	\$15.50

## CL3500 Cylindrical Lock Series Heavy-Duty Lever Lockset

PART NO.	DESCRIPTION	LIST PRICE
<b>LATCHES</b>		<b>ALL FINISH</b>
<b>Deadlocking Latches</b>		
599F92	2-3/8" backset x 1" front	\$61.90
599F95	2-3/8" backset x 1" round corner	
599F98	2-3/8" backset x 1-1/8" front	
600F01	2-3/8" backset x 1-1/8" round corner	
600F04	2-3/4" backset x 1" front	
600F07	2-3/4" backset x 1" round corner	
600F10	2-3/4" backset x 1-1/8" front	
600F13	2-3/4" backset x 1-1/8" round corner	\$85.90
600F63	3-3/4" backset x 1-1/8" front	
600F66	3-3/4" backset x 1-1/8" round corner	
600F69	5" backset x 1-1/8" front	\$87.90
600F72	5" backset x 1-1/8" round corner	
<b>Deadlocking Latches with Release (CL3520)</b>		
599F93	2-3/8" backset x 1" front	\$61.90
599F96	2-3/8" backset x 1" round corner	
599F99	2-3/8" backset x 1-1/8" front	
600F02	2-3/8" backset x 1-1/8" round corner	
600F05	2-3/4" backset x 1" front	
600F08	2-3/4" backset x 1" round corner	
600F11	2-3/4" backset x 1-1/8" front	
600F14	2-3/4" backset x 1-1/8" round corner	\$85.90
600F64	3 3/4" backset x 1 1/8" front	
600F67	3-3/4" backset x 1-1/8" round corner	\$87.90
600F70	5" backset x 1 1/8" front	
600F73	5" backset x 1-1/8" round corner	
<b>Plain Spring Latches (CL3610)</b>		
599F91	2-3/8" backset x 1" front	\$55.90
599F94	2-3/8" backset x 1" round corner	
599F97	2-3/8" backset x 1-1/8" front	
600F00	2-3/8" backset x 1-1/8" round corner	
600F03	2-3/4" backset x 1" front	
600F06	2-3/4" backset x 1" round corner	
600F09	2-3/4" backset x 1-1/8" front	
600F12	2-3/4" backset x 1-1/8" round corner	\$75.90
600F62	3-3/4" backset x 1-1/8" front	
600F65	3-3/4" backset x 1-1/8" round corner	\$77.90
600F68	5" backset x 1-1/8" front	
600F71	5" backset x 1-1/8" round corner	

## CL3500 Cylindrical Lock Series Heavy-Duty Lever Lockset

PART NO.	DESCRIPTION	LIST PRICE
<b>LEVERS</b>		<b>ALL FINISH</b>
598F815	AZD x plain	\$82.50
598F825	AZD x cylinder or button	\$82.50
598F835	AZD x emergency hole	\$82.50
598F905	AZD x C6 LFIC 6-pin	\$84.50
599F275	AZD x C7 LFIC 7-pin	\$84.50
797F845	NZD x plain	\$82.50
797F855	NZD x cylinder or button	\$82.50
797F865	NZD x emergency hole	\$82.50
797F875	NZD x M09 Sargent® cylinder	\$84.50
797F915	NZD x C6 LFIC 6-pin	\$84.50
797F925	NZD x C7 LFIC 7-pin	\$84.50
797F935	NZD x M69 Schlage LFIC	\$86.50
797F945	NZD x M08 SFIC	\$86.50
798F115	PZD x plain	\$82.50
798F125	PZD x cylinder or button	
798F135	PZD x emergency hole	
798F145	PZD x M09 Sargent® cylinder	\$84.50
798F155	PZD x C6 LFIC 6-pin	
798F165	PZD x C7 LFIC 7-pin	
798F175	PZD x M69 Schlage® LFIC	\$86.50
798F185	PZD x M08 SFIC	
<b>LEVER INSERT</b>		<b>ALL FINISH</b>
598F809	Standard	\$0.30
<b>MOUNTING SCREW PACK</b>		
796F118	Standard	\$3.80
797F828	Standard - CL3580, 81	\$11.90
684F448	CL3550 (ALL FINISH)	\$9.10
684F528	CL3570	\$5.00

PART NO.	DESCRIPTION	LIST PRICE
<b>ROSES</b>		<b>ALL FINISH</b>
678F252	Standard	\$26.00
598F592	Blank - CL3580, 81	\$28.00
<b>ROSE LINER O/S</b>		<b>NO FINISH</b>
678F248	Standard	\$5.00
682F788	CL3580, 81	\$23.90
<b>SCREW PACKS FOR LATCH &amp; STRIKE</b>		
604F228	For Latch & ANSI Strike	\$4.60
604F268	For Latch & (T strike)	\$4.50
<b>STRIKES</b>		<b>NO FINISH</b>
<b>ANSI Curved Lip Strike</b>		
217L13M016	1" Lip Length	\$19.30
217L13M018	1-1/8" Lip Length	
217L13M020	1-1/4" Lip Length	
217L13M022	1-3/8" Lip Length	
217L13M024	1-1/2" Lip Length	
217L13M028	1-3/4" Lip Length	\$20.30
217L13M032	2" Lip Length	
217L13M036	2-1/4" Lip Length	
217L13M040	2-1/2" Lip Length	
217L13M044	2-3/4" Lip Length	
217L13M048	3" Lip Length	
<b>STRIKE BOX</b>		<b>NO FINISH</b>
120F768	M17 - ANSI wrought	\$9.00
025F858	Curved lip (T strike)	\$2.80

## CL3700 Cylindrical Lock Series Grade 2 Key-In-Lever Locksets

<b>CL3700 SERIES</b>			<b>CL3700 SERIES</b>		
PART NO.	DESCRIPTION	LIST PRICE	PART NO.	DESCRIPTION	LIST PRICE
<b>UL LATCH ASSEMBLY</b>		<b>605, 612, 613, 626</b>	<b>STRIKES</b>		
<b>2-3/4" BACKSET</b>			687F60	Curved lip "T"	\$6.50
687F63	2-1/4" x 1-1/8" square corner front	\$20.70	687F61	Full lip square corner	\$6.90
<b>2-3/8" BACKSET</b>			687F62	Full lip radius corner	
687F64	2-1/4" x 1" square corner front	\$20.70	687F94	Dust box for 687F60 strike	\$4.40
687F65	2-1/4" x 1" x 1/4" rounded corner front				
Note: All CL3700 latches are deadlocking			687F95	Dust box for 687F61, 687F62 strikes	\$20.00
<b>LATCH SLEEVE</b>			217L13	ANSI curved lip	
687F71	1" Latch sleeve	\$0.70	120F768	Dust box for 679L25 strike	\$4.00
			<b>MISCELLANEOUS</b>		
			687F96	Screw pack	\$5.50
			687F66	UL Fire cup	\$8.20
			679F818	Emergency Release Tool	\$1.20

## CL3800 PARTS

PART NO.	DESCRIPTION	LIST PRICE	PART NO.	DESCRIPTION	LIST PRICE	
<b>BUTTONS</b>			<b>CYLINDER PARTS</b>			
ALL FINISH			NO FINISH			
585F762	CL3851 (Turn Button)	\$19.50	622F308	Tailpiece 6-Pin	\$2.00	
585F772	CL3820, 40, 61 (Push Button)	\$17.50	682F298	Tailpiece 7-pin	\$1.90	
585F792	CL3893 (Slotted Turn Button)	\$17.50	682F398	M06 - Schlage® tailpiece kit	\$17.40	
<b>CASSETTE HOUSING O/S</b>			<b>CYLINDER PARTS</b>			
NO FINISH			NO FINISH			
796F378	Standard	\$28.80	682F969	M09 - SARGENT® tailpiece kit	\$17.40	
686F858	CL3850, 70	\$108.00	631F248	C6/C7 - LFIC tailpiece kit	\$5.60	
<b>CASSETTE HOUSING I/S</b>			<b>LATCHES</b>			
NO FINISH			ALL FINISH			
796F398	Standard - 1-3/8" to 1-7/8" door	\$15.50	<b>Deadlocking Latches</b>			
797F808	D214 - 2" to 2-1/4" door	\$20.70	599F92	2-3/8" backset x 1" front	\$61.90	
796F408	CL3880, 81	\$20.70	599F95	2-3/8" backset x 1" round corner		
686F868	CL3870	\$94.40	599F98	2-3/8" backset x 1-1/8" front		
<b>CHASSIS ASSEMBLY, STANDARD</b>			<b>CHASSIS ASSEMBLY, STANDARD</b>			
NO FINISH			NO FINISH			
797F618	CL3810	\$48.90	600F01	2-3/8" backset x 1-1/8" round corner		
797F628	CL3820, 61	\$54.90	600F04	2-3/4" backset x 1" front		
797F648	CL3840	\$54.90	600F07	2-3/4" backset x 1" round corner		
797F788	CL3840NT	\$54.90	600F10	2-3/4" backset x 1-1/8" front		
797F658	CL3880, 90	\$48.90	600F13	2-3/4" backset x 1-1/8" round corner		
797F668	CL3851, 57, 93	\$58.90	600F63	3-3/4" backset x 1-1/8" front	\$85.90	
797F688	CL3855	\$58.90	600F66	3-3/4" backset x 1-1/8" round corner	\$85.90	
797F708	CL3881, 91	\$58.90	600F69	5" backset x 1-1/8" front	\$87.90	
797F728	CL3832	\$62.90	600F72	5" backset x 1-1/8" round corner	\$87.90	
797F748	CL3862	\$62.90	<b>Deadlocking Latches with Release (CL3820, 40, 93)</b>			
797F768	CL3872	\$62.90	599F93	2-3/8" backset x 1" front	\$61.90	
<b>CHASSIS ASSEMBLY, IC</b>			<b>CHASSIS ASSEMBLY, IC</b>			
NO FINISH			NO FINISH			
797F638	CL3861	\$56.90	599F96	2-3/8" backset x 1" round corner		
797F678	CL3851, 57, 93	\$60.90	599F99	2-3/8" backset x 1-1/8" front		
797F698	CL3855	\$60.90	600F02	2-3/8" backset x 1-1/8" round corner		
797F718	CL3881, 91	\$60.90	600F05	2-3/4" backset x 1" front		
797F738	CL3832	\$64.90	600F08	2-3/4" backset x 1" round corner		
797F758	CL3862	\$64.90	600F11	2-3/4" backset x 1-1/8" front		
797F778	CL3872	\$64.90	600F14	2-3/4" backset x 1-1/8" round corner		
			600F64	3 3/4" backset x 1 1/8" front	\$85.90	
			600F67	3-3/4" backset x 1-1/8" round corner	\$85.90	
			600F70	5" backset x 1 1/8" front	\$87.90	
			600F73	5" backset x 1-1/8" round corner	\$87.90	
			<b>Plain Spring Latches (CL3610)</b>			
			599F91	2-3/8" backset x 1" front	\$55.90	
			599F94	2-3/8" backset x 1" round corner		
			599F97	2-3/8" backset x 1-1/8" front		
			600F00	2-3/8" backset x 1-1/8" round corner		
			600F03	2-3/4" backset x 1" front		
			600F06	2-3/4" backset x 1" round corner		
			600F09	2-3/4" backset x 1-1/8" front		
			600F12	2-3/4" backset x 1-1/8" round corner		
			600F62	3-3/4" backset x 1-1/8" front		\$75.90
			600F65	3-3/4" backset x 1-1/8" round corner		\$75.90
			600F68	5" backset x 1-1/8" front	\$77.90	
			600F71	5" backset x 1-1/8" round corner	\$77.90	

# CL3800 Cylindrical Lock Series Grade 2 Key-In-Lever Lockset

## CL3800 PARTS

PART NO.	DESCRIPTION	LIST PRICE
<b>LEVERS 1-3/8" to 1-7/8" Doors</b>		<b>ALL FINISH</b>
598F815	AZD x plain	\$82.50
598F825	AZD x cylinder or button	\$82.50
598F835	AZD x emergency hole	\$82.50
598F905	AZD x C6 LFIC 6-pin	\$84.50
599F275	AZD x C7 LFIC 7-pin	\$84.50
797F845	NZD x plain	\$82.50
797F855	NZD x cylinder or button	\$82.50
797F865	NZD x emergency hole	\$82.50
797F875	NZD x M09 Sargent® cylinder	\$84.50
797F915	NZD x C6 LFIC 6-pin	\$84.50
797F925	NZD x C7 LFIC 7-pin	\$84.50
797F935	NZD x M69 Schlage LFIC	\$86.50
797F945	NZD x M08 SFIC	\$86.50
798F115	PZD x plain	\$82.50
798F125	PZD x cylinder or button	\$82.50
798F135	PZD x emergency hole	\$82.50
798F145	PZD x M09 Sargent® cylinder	\$84.50
798F155	PZD x C6 LFIC 6-pin	\$84.50
798F165	PZD x C7 LFIC 7-pin	\$84.50
798F175	PZD x M69 Schlage® LFIC	\$86.50
798F185	PZD x M08 SFIC	\$86.50
<b>LEVERS 2" to 2-1/4" Doors - D214</b>		<b>ALL FINISH</b>
684F775	AZD x plain	\$99.00
684F785	AZD x cylinder or button	\$99.00
684F795	AZD x emergency hole	\$99.00
684F805	AZD x C6 LFIC 6-pin	\$101.00
684F815	AZD x C7 LFIC 7-pin	\$101.00
684F825	NZD x plain	\$99.00
684F835	NZD x cylinder or button	\$99.00
684F845	NZD x emergency hole	\$99.00
684F855	NZD x M09 Sargent® cylinder	\$101.00
684F865	NZD x C6 LFIC 6-pin	\$101.00
684F875	NZD x C7 LFIC 7-pin	\$101.00
690F985	NZD x M69 Schlage® LFIC	\$103.00
684F885	NZD x M08 SFIC	\$103.00
798F215	PZD x plain	\$99.00
798F225	PZD x cylinder or button	\$99.00
798F235	PZD x emergency hole	\$99.00
798F245	PZD x M09 Sargent® cylinder	\$101.00
798F255	PZD x C6 LFIC 6-pin	\$101.00
798F265	PZD x C7 LFIC 7-pin	\$101.00
798F275	PZD x M69 Schlage® LFIC	\$103.00
798F285	PZD x M08 SFIC	\$103.00

PART NO.	DESCRIPTION	LIST PRICE
<b>LEVER INSERT</b>		<b>ALL FINISH</b>
598F809	Standard - 1-3/8" to 1-7/8" door	\$0.30
684F539	D214 - 2" to 2-1/4" door	\$40.20
<b>MOUNTING SCREW PACK</b>		
796F118	Standard - 1-3/8" to 1-7/8" door	\$3.80
797F818	D214 - 2" to 2-1/4" door	\$15.20
797F828	Standard - CL3880, 81, 90, 91	\$11.90
797F838	D214 - CL3880, 81, 90, 91	\$15.20
684F448	CL3850 (ALL FINISH)	\$9.10
684F528	CL3870	\$5.00
<b>ROSES</b>		<b>ALL FINISH</b>
678F252	Standard	\$26.00
598F592	Blank - CL3880, 81	\$28.00
<b>ROSE LINER O/S</b>		<b>NO FINISH</b>
678F248	Standard - 1-3/8" to 1-7/8" door	\$5.00
678F498	D214 - 2" to 2-1/4" door	\$5.70
682F788	CL3880, 81	\$23.90
<b>SCREW PACK FOR LATCH &amp; STRIKE</b>		<b>ALL FINISH</b>
604F228	For Latch & ANSI Strike	\$4.60
604F268	For Latch & 'T' or Full Lip Strike	\$4.50
<b>STRIKES*</b>		<b>ALL FINISH</b>
217L13	ANSI Curved Lip Strike	\$20.00
680L52	ANSI Curved Lip Blank Strike	
586L19	T-Strike	\$22.00
680L50	Full Lip Strike	\$14.30
680L51	Full Lip Strike 1/4" Radius (Available Only 1-1/4" Lip)	
<b>STRIKE BOX</b>		<b>NO FINISH</b>
120F768	M17 - ANSI wrought	\$9.00
025F858	Curved lip (T strike)	\$2.80
<b>THUMBTURNS</b>		<b>ALL FINISH</b>
586F512	Standard - CL3890, 91	\$85.80
686F882	D214 - CL3890, 91	\$85.80

\*Specify length and finish

## CK4200 Series Heavy-Duty Cylindrical Locksets

LATCHES		
PART NO.	DESCRIPTION	LIST PRICE
(2-1/4" X 1-1/8" SQUARE CORNER FRONT) 605, 613E, 630		
<b>- 2-3/4" Backset</b>		
486F83*	Plain, beveled	\$56.50
486F89*	Deadlocking, beveled	\$66.50

\*For M26 non-ferrous option, change "-8" to "-7". Contact factory for prices

## CK4300 Series Heavy-Duty Cylindrical Locksets

LOCKSET PARTS					
PART NO.	DESCRIPTION	LIST PRICE	PART NO.	DESCRIPTION	LIST PRICE
<b>SCREW PACKET</b> 605, 613E, 630			<b>STRIKE (Cont'd)</b>		
556F558	for CK4350 †Order 50-	\$1.40	<b>Curved Lip Box Strike</b>		
604F268	for curved lip strike	\$4.50	586L19M016	1" Lip Length	\$20.30
604F298	for curved lip strike x hex head (M04)	\$10.90	586L19M018	1-1/8" Lip Length	
604F278	for curved lip strike x spanner head (M02)	\$14.40	586L19M020	1-1/4" Lip Length	
604F288	for curved lip strike x Torx® head (M04)	\$13.10	586L19M022	1-3/8" Lip Length	
604F258	for hex head (M04)	\$4.20	586L19M024	1-1/2" Lip Length	
604F238	for spanner head (M02)	\$13.10	586L19M028	1-3/4" Lip Length	
480F68	for SR118	\$4.60	586L19M032	2" Lip Length	\$22.30
596F638	for SR118 & hex head (M04)	\$6.30	586L19M036	2-1/4" Lip Length	
596F618	for SR118 & spanner head (M02)	\$7.30	586L19M040	2-1/2" Lip Length	
596F628	for SR118 & Torx head (M04)		586L19M044	2-3/4" Lip Length	
604F228	standard	\$4.60	586L19M048	3" Lip Length	
604F248	for Torx head (M04)	\$13.10	<b>ANSI Wrought Strike Box</b> <b>No Finish</b>		
224F008*	Screw, Sems Assembly #8 -32 X 1-1/4" †Order 100-	\$0.40	120F768	ANSI Wrought Strike Box (M17)	\$4.00
<b>STRIKE</b> 605, 613E, 630					
<b>ANSI Curved Lip Strike</b>					
217L13M016	1" Lip Length	\$19.30			
217L13M018	1-1/8" Lip Length				
217L13M020	1-1/4" Lip Length				
217L13M022	1-3/8" Lip Length				
217L13M024	1-1/2" Lip Length				
217L13M028	1-3/4" Lip Length	\$20.30			
217L13M032	2" Lip Length				
217L13M036	2-1/4" Lip Length				
217L13M040	2-1/2" Lip Length				
217L13M044	2-3/4" Lip Length				
217L13M048	3" Lip Length				

†Sold only in multiples of the number indicated. Price is each.



# CK4400/CK4700 Series Standard Cylindrical Locksets

## CK4400 SERIES

PART NO.	DESCRIPTION	LIST PRICE
<b>STRIKES AND WROUGHT BOX</b>		
ANSI TYPE 605, 606, 611, 612, 613, 619, 625, 626		
217L13M016	1" Lip to Center	\$19.30
217L13M018	1-1/8" Lip to Center	
217L13M020	1-1/4" Lip to Center (standard)	
217L13M022	1-3/8" Lip to Center	
217L13M024	1-1/2" Lip to Center	
217L13M028	1-3/4" Lip to Center	\$20.30
217L13M032	2" Lip to Center	
217L13M036	2-1/4" Lip to Center	
217L13M040	2-1/2" Lip to center	
217L13M044	2-3/4" Lip to Center	
217L13M048	3" Lip to Center	
<b>ANSI WROUGHT STRIKE BOX NO FINISH</b>		
120F768	Box only	\$4.00
<b>CURVED LIP BOX TYPE STRIKE 605, 606, 611, 612, 613, 619, 625, 626</b>		
586L19M016	1" Lip Length	\$20.30
586L19M018	1-1/8" Lip Length	
586L19M020	1-1/4" Lip Length	
586L19M022	1-3/8" Lip Length	
586L19M024	1-1/2" Lip Length	
586L19M028	1-3/4" Lip Length	\$22.30
586L19M032	2" Lip Length	
586L19M036	2-1/4" Lip Length	
586L19M040	2-1/2" Lip Length	
586L19M044	2-3/4" Lip Length	
586L19M048	3" Lip Length	
<b>ROSE NO FINISH</b>		
579F11	Screw Packet & Strike Box	\$5.20
580F387	Rose Sub Assembly, stainless I/S	\$15.20
580F38	Rose Sub Assembly I/S	\$13.70
<b>LATCHES</b>		
574F29	2-3/8" deadlatch	\$35.80
574F30	2-3/8" deadlatch with throw-off	
574F55	2-3/4" deadlatch	
574F56	2-3/4" deadlatch with throw-off	
574F29 x574F25	3-3/4" deadlatch	\$64.00
574F30 x574F25	3-3/4" deadlatch with throw-off	
574F29 x574F26	5" deadlatch	
574F30 x574F26	5" deadlatch with throw-off	
<b>BACKSET EXTENDER KIT</b>		
574F258	Extender ONLY (No Latch Unit) - Must be added to 2-3/8" Latch Unit	\$28.20
574F268	Extender ONLY (No Latch Unit) - Must be added to 2-3/8" Latch Unit	

## CK4700 SERIES

PART NO.	DESCRIPTION	LIST PRICE
<b>UL LATCH ASSEMBLY 605, 612, 613, 626</b>		
<b>2-3/4" Backset</b>		
687F63	2-1/4" x 1-1/8" square corner front	\$20.70
<b>2-3/8" Backset</b>		
687F64	2-1/4" x 1" square corner front	\$20.70
687F65	2-1/4" x 1" x 1/4" rounded corner front	
Note: All CK4700 latches are deadlocking		
<b>LATCH SLEEVE</b>		
687F71	1" Latch sleeve	\$0.70
<b>STRIKES</b>		
687F60	Curved lip 'T'	\$6.50
687F61	Full lip square corner	\$6.90
687F62	Full lip radius corner	
687F94	Dust box for 687F60 strike	\$4.40
687F95	Dust box for 687F61, 687F62 strikes	
217L13	ANSI curved lip	\$20.00
120F768	Dust box for 679L25 strike	\$4.00
<b>MISCELLANEOUS</b>		
687F96	Screw pack	\$5.50
687F66	UL Fire cup	\$8.20

**LOCKSET PARTS**

PART NO.	DESCRIPTION	LIST PRICE	PART NO.	DESCRIPTION	LIST PRICE
<b>BUSHING NO FINISH</b>			<b>HUB SPACER NO FINISH</b>		
194F228	Bushing	\$3.30	060F338	for UT5210, 61 †Order 50-	\$1.80
<b>BUTTON ASSEMBLY 612, 613, 619, 625, 626</b>			070F428	for UT5220 †Order 50-	\$1.80
022F80	for UT5220	\$51.00	070F438	for UT5220 †Order 50-	\$3.70
157F11	for UT5251		606F038	for UT5255	\$1.10
156F43	for UT5261		067F428	for UT5257	\$3.00
<b>CHASSIS COVER NO FINISH</b>			<b>LEVER 612, 613, 619, 625, 626</b>		
138F888	Chassis Cover	\$6.10	582F122	cyl/button LH	\$180.60
<b>CHASSIS 612, 613, 619, 625, 626</b>			582F112	cyl/button RH	
496F33	for UT5210	\$296.40	582F142	cyl/button LH tactile	\$188.60
496F34	for UT5220		582F132	cyl/button RH tactile	
496F32	for UT5251, 55, 57, 72		489F892	LFIC 6-pin LH	\$186.60
198F71	for UT5261		489F882	LFIC 6-pin RH	
381F30	for UT5282		549F362	LFIC 6-pin LH tactile	\$192.60
<b>CORE HOUSING NO FINISH</b>			549F352	LFIC 6-pin RH tactile	\$186.60
342F052	for 6-pin LFIC	\$10.90	613F232	LFIC 7-pin LH	
442F952	for 7-pin LFIC	\$8.60	613F222	LFIC 7-pin RH	\$194.60
613F352	for 6/7 pin Best-type LFIC		613F252	LFIC 7-pin LH tactile	
<b>COUPLING NO FINISH</b>			613F242	LFIC 7-pin RH tactile	\$180.60
131F278	Coupling	\$50.00	613F112	plain LH	
<b>EMERGENCY KEY NO FINISH</b>			613F102	plain RH	\$188.60
679F818	for UT5220	\$1.90	613F152	plain LH tactile	
<b>ESCUTCHEON 612, 613, 619, 625, 626</b>			613F142	plain RH tactile	\$180.60
144F33	for inside lever	\$146.00	613F132	priv. key hole LH	
415F16	for outside knob		613F122	priv. key hole RH	\$188.60
144F34	for outside lever		613F172	priv. key hole LH tactile	
605F90	for inside lever, lead lined		613F162	priv. key hole RH tactile	\$206.60
301F567	for outside lever, ext. lip 630 only		613F432	Best - type core prep LH	
<b>GRIP RETAINER NO FINISH</b>			613F422	Best - type core prep RH	
078F078	Grip Retainer †Order 50-	\$0.50	<b>LEVER INSERT NO FINISH</b>		
<b>GRIP RETAINER RING NO FINISH</b>			613F029	Lever Insert †Order 50-	\$0.80
078F088	Grip Retainer Ring †Order 100-	\$0.30	<b>LEVER SPRING ANCHOR NO FINISH</b>		
<b>HUB NO FINISH</b>			171F798	Lever Spring Anchor	\$15.20
060F428	for all but UT5255	\$3.00	<b>PIN NO FINISH</b>		
071F628	for UT5210	\$4.30	019F137	Pin, Spindle Drive †Order 50-	\$1.30
081F778	for UT5220	\$4.60	156F837	Pin, UT5261 shank †Order 50-	\$0.60
147F078	for UT5251, 55, 72	\$2.70	286F507	Pin, UT5282 spindle †Order 50-	\$0.78
140F978	for UT5251, 57, 72	\$2.50			
071F638	for UT5257	\$2.60			

†Sold only in multiples of the number indicated. Price is each.

# UT5200 Series Pre-Assembled Unit Locksets

PART NO.	DESCRIPTION	LIST PRICE
<b>PLUG DRIVER NO FINISH</b>		
144F888	Plug Driver & Spindle Assembly UT5282	\$36.90
168F818	Plug Driver Assembly	\$24.10
144F298	Plug Driver UT5251, 57, 72	\$14.10
606F018	Plug Driver UT5255	\$13.10
145F328	Plug Driver UT5282	\$36.90
<b>RETAINING RING NO FINISH</b>		
251F198	Retaining Ring for UT5282 Spindle †Order 100-	\$0.20
<b>SCREW 612, 619, 626, 613, 625</b>		
480F70	Screw Pkt. (strike mount'g) †Order 20-	\$2.10
<b>No Finish</b>		
249F768	Screw, Fixed Escutcheon †Order 50-	\$0.50
092F789	Screw, Strike Adjustment (nylon) †Order 50-	\$0.78
<b>SHANK, LEVER NO FINISH</b>		
102F198	for UT5210, 57 outside	\$44.50
102F378	for UT5220 inside	
114F678	for UT5220 outside	
188F758	for UT5251, 57, 72 outside	
188F738	for UT5251, 72 inside	\$50.50
605F768	for UT5255 inside	\$46.50
605F778	for UT5255 outside	\$46.50
156F658	for UT5261 inside	\$80.50
156F648	for UT5261 outside	\$54.50
102F278	for UT5282 inside	\$46.50
287F608	for UT5282 outside	\$68.50
<b>SHANK RETAINER NO FINISH</b>		
219F808	for knob †Order 20-	\$1.30
242F508	for lever †Order 50-	\$0.90

† Sold only in multiples of the number indicated. Price is each.

PART NO.	DESCRIPTION	LIST PRICE
<b>SPINDLE NO FINISH</b>		
201F188	for UT5220	\$7.40
144F308	for UT5251, 72	\$6.90
606F028	for UT5255	\$7.00
335F988	for UT5257	\$10.40
<b>SPRING NO FINISH</b>		
022F723	Spring, Button UT5220, 61 †Order 50-	\$0.30
103F458	Spring, Lever Return LH	\$8.60
103F448	Spring, Lever Return RH	\$8.60
060F053	Spring, Shoe UT5220, 61 †Order 100-	\$0.32
071F673	Spring, Spindle for UT5220 †Order 100-	\$0.26
249F773	Spring, Spindle for UT5251, 55, 57, 72 †Order 100-	\$0.26
261F118	Spring, Spindle for UT5282 †Order 100-	\$0.18
<b>SPRING SEAT NO FINISH</b>		
019F117	Spring Seat	1.60
<b>STRIKE 612, 613, 625, 626</b>		
236L75M020	ANSI curved lip	\$21.30
610L44	ANSI straight lip	
610L43	ANSI straight lip for ext. esc.	
083L96M032	curved lip box, 2"	
083L96M036	curved lip box, 2-1/4"	
083L96M034	curved lip box, 2-1/8" (std)	
083L96M040	curved lip box, 2-1/2"	
083L96M048	curved lip box, 3"	
293L14	curved lip box for ext. lip esc.	
082L67	pairs of doors	
<b>THROUGHBOLT</b>		
222F85	Regular	\$5.00
223F29	Spanner head	\$4.60
<b>THROW MEMBER NO FINISH</b>		
320F442	for Best® style core	\$5.70
342F032	for Corbin Russwin core	\$5.50

## Padlocks and Deadlocks

PADLOCKS			
PART NO.	DESCRIPTION	LIST PRICE	SOLD IN MULT. OF
422L842144	Chain & clevis, 9" brass	\$19.50	1
422L848144	Chain & clevis, 9" steel	\$17.50	1
303F242	Pin chamber cap	\$0.60	100
242F482	Plug and shackle retainer screw	\$0.70	100
228F348	Plug retainer, oversize Spirol pin	\$0.50	100
244F647	Plug retainer, standard solid pin	\$1.38	20
405F772	Security disc	\$0.80	50
756F963	Throw member, LFIC models	\$8.00	10

DL4100 SERIES DEADLOCK PARTS			
PART NO.	DESCRIPTION	LIST PRICE	SOLD IN MULT. OF
796F46 x Fin	Outside Front	\$81.40	
796F30 x Fin	Thumbturn Assembly	\$68.00	
791F51 x Fin	Ergonomic Thumbturn Assembly	\$62.00	
<b>Mouting Packs:</b>			
791F82 Fin	Screw Pack - Standard Strike	\$20.00	
791F83 Fin	Spanner Head crew Pack - Standard Strike	\$12.40	
791F84 Fin	Torx Head Screw Pack - Standard Strike	\$12.40	
791F85 Fin	Screw Pack - ANSI Strike	\$4.40	
791F86 Fin	Spanner Head crew Pack - ANSI Strike	\$12.40	
791F87 Fin	Torx Head Screw Pack - ANSI Strike	\$12.40	
<b>Strikes:</b>			
796F43	Standard Strike	\$12.05	
240L08018	ANSI Strike 1-3/4" Door	\$18.30	
240L08020	ANSI Strike 2" Door	\$19.30	
240L08022	ANSI Strike 2-1/4" Door	\$19.30	
466F279	Strike Box	\$9.00	
120F768	ANSI Wrought Strike Box	\$4.40	

DL3000 SERIES DEADLOCKS			
PART NO.	DESCRIPTION	LIST PRICE	SOLD IN MULT. OF
261F298	Allen wrench 5/64"	\$2.50	10
467F36	Bolt front	\$15.20	1
467F345	Cylinder housing	\$47.70	1
467F338	Cylinder housing screw	\$1.30	20
480F708	Screw pack for ANSI strike	\$2.10	20
480F69	Screw pack for strikes 424F83 and 394F19	\$3.00	20
283F81	Collar Base / Rose	\$43.40	1
<b>Strike, 2-3/4" x 1-1/8</b>			
424F838	605, 606, 611, 612, 613, 618, 619, 625, 626	\$27.20	1
		\$16.20	1
		\$20.20	1
394F198	Strike, 3-1/2" x 1-1/8"	\$18.40	1
<b>Strike, ANSI</b>			
423L71	611,613, and all other finishes	\$25.40	1
416F38	Security collar	\$39.10	1
467F358	Bolt, less front -2-3/4" B.S.	\$40.10	1
693F208	Bolt, less front -2-3/8" B.S.	\$40.10	1
467F378	Strike box	\$5.50	1
496F718	Strike box	\$4.70	1

# ED4000/ED5000 Series Pushpad Exit Devices

DEVICE PARTS			DEVICE PARTS			
PART NO.	DESCRIPTION	LIST PRICE	PART NO.	DESCRIPTION	LIST PRICE	
<b>ACTIVE HEAD (FIELD REVERSIBLE, WHERE HANDED)</b>			<b>DELAYED EGRESS PC BOARDS</b>			
650F378	ED4200	\$230.00	704F269	DEED PC BD SA 36" NFPA-15	\$1,292.00	
681F618	ED4200S	\$246.00	704F279	DEED PC BD SA 36" NFPA-30		
650F418	ED4400 LHR	\$242.00	704F479	DEED PC BD SA 36" BOCA-15		
650F408	ED4400 RHR		704F489	DEED PC BD SA 36" BOCA-30		
650F468	ED4800 LHR	\$252.00	704F569	DEED PC BD SA 48" NFPA-15		
650F458	ED4800 RHR		704F579	DEED PC BD SA 48" NFPA-30		
650F358	ED5200	\$230.00	704F589	DEED PC BD SA 48" BOCA-15		
650F368	ED5200A	\$242.00	704F599	DEED PC BD SA 48" BOCA-30		
706F038	ED5202 RHR	\$270.00	<b>COVER, BAR 605, 606, 611, 612, 613, 619, 625, 626, 629, 630</b>			
706F048	ED5202 LHR		650F07	36"		\$46.00
706F058	ED5202A RHR	\$282.00	650F08	48"	\$50.00	
706F068	ED5202A LHR		<b>COVER, END</b>			
681F608	ED5200S(A)	\$246.00	<b>ED5000DB</b>			
706F078	ED5202S(A) RHR	\$286.00	650F93	605, 606, 611, 612, 613, 619, 625, 626, 629, 630	\$332.00	
706F088	ED5202S(A) LHR		<b>ED4000 36" cyl. dogging</b>			
650F398	ED5400(A) LHR	\$242.00	650F14	605, 606, 611, 612, 613, 619, 625, 626, 629, 630	\$142.00	
650F388	ED5400(A) RHR		<b>ED4000 36" standard</b>			
650F428	ED5600(A)	\$230.00	650F13	605, 606, 611, 612, 613, 619, 625, 626, 629, 630	\$140.00	
706F098	ED5602(A) RHR	\$270.00	<b>ED5000 36" cyl. dogging</b>			
706F108	ED5602(A) LHR		650F12	605, 606, 611, 612, 613, 619, 625, 626, 629, 630	\$142.00	
650F448	ED5800(A) LHR	\$252.00	<b>ED5000(A) 36" standard</b>			
650F438	ED5800(A) RHR		650F11	605, 606, 611, 612, 613, 619, 625, 626, 629, 630	\$140.00	
<b>ARMORED FRONT 605, 606, 611, 612, 613, 619, 625, 626, 629, 630</b>			<b>All 48" standard</b>			
650F06	ED5600	\$16.00	650F15	605, 606, 611, 612, 613, 619, 625, 626, 629, 630	\$152.00	
<b>BAR &amp; CARRIER ASSEMBLY</b>			<b>All 48" cyl. dogging</b>			
650F248	All 48"	\$267.00	650F16	605, 606, 611, 612, 613, 619, 625, 626, 629, 630	\$154.00	
650F238	ED4000 36"	\$253.00	<b>COVER, TOP &amp; BOTTOM LATCH</b>			
650F228	ED5000 36"		<b>ED4400, ED5400(A)</b>			
<b>BAR CAP</b>			<b>650F64</b>			
650F189	Black nylon †Order 10-	\$4.00	605, 606, 611, 612, 613, 619, 625, 626, 629, 630			
<b>BOTTOM BOLT CASE</b>			<b>CYLINDER DOGGING KIT</b>			
650F588	ED4400, ED5400	\$41.00	<b>ED4000 36" bar</b>			
650F598	ED5400A	\$45.00	653F13	605, 606, 611, 612, 613, 619, 625, 626, 629, 630	\$138.00	
<b>BOTTOM BOLT PACKET</b>			<b>ED5000 36" bar</b>			
650F778	ED4800	\$123.00	653F12	605, 606, 611, 612, 613, 619, 625, 626, 629, 630	\$138.00	
698F038	ED5800(A)	\$109.00	<b>All 48" bar</b>			
<b>BOTTOM RAIL</b>			653F14	605, 606, 611, 612, 613, 619, 625, 626, 629, 630	\$146.00	
650F21	48"	\$170.00	<b>DOGGING ASSEMBLY</b>			
	606, 612, 630		<b>NO FINISH</b>			
	605, 613		650F968	Cylinder type	\$36.00	
	611, 625, 626, 629		650F528	Hex Key type		
<b>BOTTOM ROD &amp; COUPLER ASSEMBLY</b>			<b>DOGGING CYLINDER NUT</b>			
650F798	ED4800, ED5800(A)	\$92.00	697F862	Dogging Cylinder Nut	\$14.00	
<b>BOTTOM ROD &amp; END PIN ASSEMBLY 605, 606, 611, 612, 613, 618, 619, 625, 626, 629, 630, 722</b>						
649F99 fin	Surface devices	\$148.00				
<b>CARRIER BAR NO FINISH</b>						
650F998	Internal	\$14.00				
<b>COVER, ACTIVE HEAD 605, 606, 611, 612, 613, 619, 625, 626, 629, 630</b>						
650F00	ED5200	\$187.00				
650F03	ED4200					
681F63	ED4200S					
650F04	ED4400					
650F05	ED4800					
681F62	ED5200S					
706F15	ED5602 RHR	\$197.00				
706F16	ED5602 LHR					

†Sold only in multiples of the number indicated. Price is each.

# ED4000/ED5000 Series Pushpad Exit Devices

## DEVICE PARTS (Cont'd)

PART NO.	DESCRIPTION	LIST PRICE
<b>DOGGING CYLINDER SLEEVE</b>		
650F959	Dogging Cylinder Sleeve	\$8.00
<b>DOGGING HOLE PLUG</b>		
650F279	Dogging Hole Plug †Order 50-	\$0.70
<b>DOGGING KEY, HEX</b>		
656F408	5/32"	\$3.00
<b>END CAP RETROFIT KIT</b>		
704F66	End Cap Retrofit Kit	\$77.00
<b>END CAP</b>		
704F62	End Cap	\$57.00
710F00M	Flush End Cap Retrofit Kit (M110)	\$77.00
<b>END CLAMP PACKET</b>		
704F658	ED4200(S), ED5200S(A)	\$12.00
704F648	ED4000, ED5000(A)	
<b>FLUSH STRIKE TRANSOM BRACKET</b>		
650F878	Flush strike transom brkt., ED5400(A)	\$50.00
<b>LATCH PACKET</b>		
654F218	Latch pkt, ED4400, ED5400 †Order 10-	\$4.00
<b>MORTISE LOCK BODY</b>		
655F488RR	ED5610 knob - RHR	\$305.00
655F488LR	ED5610 knob - LHR	
650F698RR	ED5602, ED5610, ED5655 lever - RHR	\$311.00
650F698LR	ED5602, ED5610, ED5655 lever - LHR	
678F008RR	ED5610, ED5655 thumbpiece - RHR	\$315.00
678F008LR	ED5610, ED5655 thumbpiece - LHR	
650F678RR	ED5650,57 knob, lever/thumbpiece - RHR	\$311.00
650F678LR	ED5650,57 knob, lever/thumbpiece - LHR	
710F318LR	ED5634L - LHR	\$541.00
710F318RR	ED5634L - RHR	
710F328LR	ED5634L - LHR - M91	\$541.00
710F328RR	ED5634L - RHR - M91	
710F338LR	ED5634L - LHR - M93	\$526.00
710F338RR	ED5634L - RHR - M93	
<b>ADAPTER ASSEMBLY, MORTISE</b>		
706F462	ED5602(A)	\$30.00
<b>MOUNTING PACKET</b>		
650F578	ED4400, ED5400(A)	\$83.00
654F208	Non-rated, wood door †Order 20-	\$3.00
<b>900, WS700 &amp; FE700 SERIES MULLION PACKETS</b>		
<b>TOP RETAINER AND SCREW PACKET</b>		
713F518	907, 908, 910, 907A, 908A	\$195.00
713F938	FE707A, FE708A	\$203.00
713F948	907BKM, 908BKM, 910KM	\$195.00
713F958	WS707AKM, WS708AKM	\$203.00
<b>BOTTOM RETAINER AND SCREW PACKET</b>		
713F528	907, 908, 910, 907A, 908A	\$129.00
713F998	FE707A, FE708A	\$203.00
713F988	907BKM, 908BKM, 910KM	\$129.00
713F908	WS707AKM, WS708AKM	\$203.00
<b>LOCKING MECHANISM PACKET</b>		
744F258	907BKM, 908BKM, 910KM	\$422.00
744F208	WS707AKM, WS708AKM	\$438.00
<b>1-1/4" CYLINDER COLLAR PACKET†</b>		
447F43	907BKM², 908BKM², 910KM²	\$17.80
610F01	WS707AKM², WS708AKM²	\$28.50
<b>1-1/2" LFIC CYLINDER COLLAR PACKET†</b>		
609F37	907BKM², 908BKM², 910KM²	\$32.50
609F36	WS707AKM², WS708AKM²	\$30.50

Notes: 1. Cylinder collar packets contain a collar & spring washer.  
2. Specify finish when ordering packets.

PART NO.	DESCRIPTION	LIST PRICE
<b>ROD EXTENSION KIT (CONCEALED VERTICAL)</b>		
684F427	Rod Extension Kit, 24"	\$81.00
<b>ROD EXTENSION KIT (SURFACE VERTICAL)</b>		
<b>Rod Extension Kit, 2"</b>		
655F15	605, 606, 612, 613, 619, 625, 626, 629, 630	\$80.00
<b>Rod Extension Kit, 6"</b>		
655F16	605, 606, 612, 613, 619, 625, 626, 629, 630	\$92.00
<b>Rod Extension Kit, 12"</b>		
655F17	605, 606, 612, 613, 619, 625, 626, 629, 630	\$96.00
<b>Rod Extension Kit, 24"</b>		
684F42	605, 606, 612, 613, 619, 625, 626, 629, 630	\$98.00
<b>ROD GUIDE COVER</b>		
<b>Rod Guide Cover</b>		
650F63	605, 606, 612, 613, 619, 625, 626, 629, 630	\$31.00
<b>ROD GUIDE PACKET</b>		
<b>Rod Guide Packet</b>		
650F62	606, 612, 613, 626	\$19.10
<b>SCREWS</b> 605, 606, 611, 612, 613, 619, 625, 626, 629, 630		
429F41	Pack, Armored Front †Order 20- 606, 612, 613, 619	\$4.00
704F63	Packet, Cover 606,612,613,630 finish	\$3.60
656F668	#10-24 x 1/4" PH †Order 100-	\$0.50
650F538	Dogging Assembly †Order 50-	\$0.62
650F518	Latch head to carrier †Order 50-	\$0.62
650F288	Touch bar caps (622 only) †Order 50-	\$0.72
650F508	Trim slide †Order 100-	\$0.40
<b>SCREW PACK, TORX® PIN</b>		
701F60	ED4200(S), ED4800, ED5200(S), ED5800	\$16.30
701F61	ED4400, ED5400, ED5470	\$16.30
701F62	ED5600	\$17.30
701F63	ED5860	\$16.30
<b>SEX NUT PACKET</b>		
652F298	Sex Nut Packet (4 sex nuts)	\$18.40
<b>SHIM KIT</b>		
697F338	ED5200(S)(A), ED5600(A), ED5800(A)	\$105.30
697F348	ED5400(A)	\$125.30
697F358	ED4200(S), ED4800	\$105.30
697F368	ED4400	\$125.30
<b>SPRING, TOUCH PAD</b>		
656F41	Spring, Touch Pad	\$2.60
<b>STRIKE PACKET 622 FINISH ONLY</b>		
650F888	bottom for 1/2" threshold (S09)	\$57.50
650F318	ED4200(S), ED4800	\$55.50
730F778	ED5200(S)(A), ED5202(S)(A)	\$79.50
650L65	ED5600	\$34.80
650L657020	Mortise strike for ED5602(A)	\$34.80
653L157014	Mortise strike for doors with astragal	\$31.80
655F718	ED5200 x S02	\$57.50
653L163016	open back straight lip for 1-3/4" door	\$87.50
653L163020	open back straight lip for 2-1/4" door	\$117.50
653L183016	open back curved lip for 1-3/4" door	\$87.50
653L183020	open back curved lip for 2-1/4" door	\$117.50

†Sold only in multiples of the number indicated. Price is each.

**DEVICE PARTS (Cont'd)**

PART NO.	DESCRIPTION	LIST PRICE	PART NO.	DESCRIPTION	LIST PRICE
<b>TOP LATCH</b>			<b>TOP STRIKE PACKET</b>		
650F738	Top Latch & Bracket Assembly, ED4800	\$179.20	650F548	Top strike packet	\$74.90
650F718	Top Latch & Bracket Assembly, ED5800	\$181.20	681F708	Top strike packet for ED5470B	\$28.20
650F728	Top Latch & Bracket Assembly, ED5800A	\$193.20	681F778	Top strike for ED5860B	\$32.20
650F558	Top Latch, ED4400, ED5400, ED5470	\$167.20	<b>TOUCH PAD CAP 622 ONLY</b>		
650F568	Top Latch, ED5400A, ED5470B	\$177.20	650F105	Touch Pad Cap, front	\$32.20
681F768	Top Latch, ED5860B	\$203.20	650F095	Touch Pad Cap, rear	\$26.20
681F718	Top Mtg. Plate for ED5470B	\$50.00	<b>TRIM SLIDE NO FINISH</b>		
<b>TOP ROD NO FINISH</b>			650F498	Trim Slide Retainer †Order 10-	\$3.60
650F818	Top Rod Tube, concealed	\$91.20	650F489	Trim Slide, ED4000	\$5.60
650F808	Top Rod, concealed	\$77.20			
	<b>Top Rod, surface</b>				
650F60 fin	605, 606, 611, 612, 613, 619, 625, 626, 629, 630	\$121.20			

**TRIM PARTS, GRIPS**

DESIGN	STANDARD PART NO.	STANDARD PRICE 606, 612, 630	STANDARD PRICE 605, 611, 613, 619 625, 626, 629	KNURLED PART NO. ADD \$65.00 TO STD. PRICE	ABRASIVE PART NO. ADD \$42.00 TO STD. PRICE
A7	652F78			652F79	652F80
C7	652F66			652F67	652F68
D7 RHR	652F69			652F70	652F71
D7 LHR	652F72			652F73	652F74
E7	652F57			652F58	652F59
G7	656F45			656F48	656F51
L7	652F60			652F61	652F62
N7	652F75			652F76	652F77
PR7	652F81			652F82	652F83
R7	652F63			652F64	652F65
A7M	653F71			653F72	653F73
C7M	653F59			653F60	653F61
D7M RHR	653F62			653F63	
D7M LHR	653F65			653F66	
E7M	653F50				
G7M	656F44	\$159.00	\$159.00	656F47	656F50
L7M	653F53			653F54	653F55
N7M	653F68			653F69	653F70
PR7M	653F74			653F75	653F76
R7M	653F56			653F57	
A8	653F05				
C8	652F93				652F95
D8 RHR	652F96				
D8 LHR	652F99				
E8	652F84			652F85	652F86
G8	656F46			656F49	656F52
L8	652F87			652F88	652F89
N8	653F02			653F03	653F04
PR8	653F08			653F09	653F10
R8	652F90				652F92
08, 014	656F53			n/a	n/a

†Sold only in multiples of the number indicated. Price is each.

**TRIM PARTS, GRIPS, ESCUTCHEONS (Cont'd)**

DESIGN	STANDARD PART NO.	STANDARD PRICE 605, 606, 611, 612, 613, 619, 625, 626, 629, 630	KNURLED PART NO. ADD \$65.00 TO STD. PRICE	ABRASIVE PART NO. ADD \$42.00 TO STD. PRICE
A9	677F16	\$179.00	652F79	652F80
C9	677F15		652F67	652F68
D9 RHR	677F26		652F70	652F71
D9 LHR	677F27		652F73	652F74
E9	677F13		652F58	652F59
L9	677F04		652F61	652F62
N9	677F05		652F76	652F77
PR9	677F28		652F82	652F83
R9	677F14		652F64	652F65
A9M	653F71		653F72	653F73
C9M	653F59		653F60	653F61
D9M RHR	653F62		653F63	
D9M LHR	653F65		653F66	
E9M	653F50			
L9M	653F53		653F54	653F55
N9M	653F68		653F69	653F70
PR9M	653F74		653F75	653F76
R9M	653F56		653F57	

DESIGN	PART NO.	LIST PRICE 605, 606, 613, 625, 626
FR9 RHR	698F64	\$179.00
FR9 LHR	698F66	
TS9	698F31	
Z9 RHR	698F68	
Z9 LHR	698F70	
M9	698F33	\$163.00
FR9M RHR	698F65	\$179.00
FR9M LHR	698F67	
TS9M	698F32	
Z9M RHR	698F69	
Z9M LHR	698F71	
M9M	698F34	\$163.00

PART NO.	DESCRIPTION	605, 606, 611, 612, 613, 613E, 619, 625, 626, 629, 630
656F58	x8 cyl. x knob	\$130.00
656F59	x8 cyl. x lever	\$138.00
656F60	x8 plain x knob or thumbturn	\$130.00
656F61	x8 plain x lever	\$138.00
651F00	F450	\$124.00
651F01	F457	
651F10	O14, T14 bottom	\$57.00
656F62	O1410 top	\$124.00
656F63	O1455/59 top	
651F09	T1410 top	\$113.00
651F06	T1450 top	\$109.00
651F08	T1455, T1459 top	\$113.00
651F04	T1457 top	\$109.00
733F41	F950	\$179.00
733F42	F957	
733F43	9M10, M50	
733F05	L910, G910	
733F44	L950, G950	
733F45	L955, G955	
783F06	L955, G955, L959, G959	
733F46	F9M57	
733F47	L957, G957	
733F48	DL910	
733F49	DL9M10, DL9M50	
733F50	DL955, DL959	
733F51	DL9M55, DL9M57	
733F52	DL957	
733F53	DL950	

†Sold only in multiples of the number indicated. Price is each.

# ED4000/ED5000 Series Pushpad Exit Devices

## TRIM PARTS (Cont'd)

PART NO.	DESCRIPTION	LIST PRICE
<b>BUSHING, NYLON</b> NO FINISH		
652F239	Bushing, Nylon †Order 20-	\$4.00
<b>CLUTCH LEVER</b> NO FINISH		
651F538	Clutch Lever †Order 20-	\$3.50
<b>COTTER PIN</b> NO FINISH		
677F098	Cotter Pin †Order 100-	\$0.40
<b>COVER PLATE</b> NO FINISH		
651F858	Cover Plate, x8, O14, T14	\$13.00
<b>CYLINDER COLLAR</b>		
	various	see page 4
<b>GEAR &amp; BLACK HOUSING ASSEMBLY</b> NO FINISH		
651F638	Gear & Black Housing Assembly (all but x750)	\$15.00
651F648	Gear, levers	\$6.00
655F548	Gear, dummy lever	
<b>HEX NUT/BUSHING</b> NO FINISH		
651F398	Hex Nut/Bushing for spring	\$4.60
<b>HOUSING</b> NO FINISH		
651F675	Housing & Cam Assembly, x755, T1355	\$42.00
651F965	Housing & Cam Assembly, x855, x859, O/T1455/59	\$34.00
651F425	Housing, Cylinder, F2, F3, T1357, O/T1457	\$7.00
651F545	Housing, Tailpiece Assembly	\$29.00
706F015	Housing, Cylinder ED5202(S)(A), ED5602(A)	\$8.00
706F005	Housing, Cylinder, Trim, ED5202(S)(A), ED5602(A)	\$41.00
<b>HUB</b> NO FINISH		
652F228	Hub	\$24.00
651F655	Hub, lever	\$7.00
656F64	Hub, G knob	\$7.40
<b>LOCK WASHER</b> NO FINISH		
651F448	for screw post †Order 50-	\$0.40
<b>NUT</b> NO FINISH		
651F888	Nut, Cover Plate †Order 50-	\$0.48
651F928	Nut, Spring Post	\$5.00
<b>PIN</b> NO FINISH		
651F838	Pin, Clutch Lever †Order 50-	\$1.30
651F988	Pin, Groove, 5/32" x 1-1/8" for T1410, T1455, T145 †Order 50-	\$1.00
651F587	Pin, Thumbpiece, T13M †Order 20-	\$1.38
<b>PULL</b>		
651F372	Pull, Offset - 605, 606, 611, 612, 613, 619, 625, 626, 629, 630	\$133.00
651F362	Pull, Straight - 605, 606, 611, 612, 613, 619, 625, 626, 629, 630	\$109.00
<b>RACK &amp; TAILPIECE ASSEMBLY</b> NO FINISH		
651F828	x810, x855, x859, O14, T14	\$85.00
652F218	x850	\$73.00
<b>RETAINER, CLUTCH LEVER PIN</b> NO FINISH		
651F898	Retainer, Clutch Lever Pin †Order 100-	\$0.30
<b>RETAINING RING</b> NO FINISH		
651F608	Retaining Ring, T13M †Order 50-	\$0.40
<b>ELECTRIFIED LOCKBODY USED WITH "SAF" &amp; "SEC" ED5600L DEVICES:</b>		
677F768LR 626	LOCK SA-L5 MORT.SAFE LHR	\$727.00
677F768RR 626	LOCK SA-L5 MORT.SAFE RHR	\$727.00
677F778LR 626	LOCK SA-L5 MORT.SEC. LHR	\$727.00
677F778RR 626	LOCK SA-L5 MORT.SEC. RHR	\$727.00
<b>SCREW</b> NO FINISH		
655F028	Screw, Cylinder Mounting †Order 100-	\$0.34
651F878	Screw, FHM-PH #8-32 x 7/16" †Order 50-	\$0.36

PART NO.	DESCRIPTION	LIST PRICE
<b>SCREW (CONT'D)</b> NO FINISH		
656F658	Screw, Function	\$0.46
651F418	Screw, RHM-PH #1/4-20 x 5/8" †Order 50-	\$0.38
651F508	Screw, Tailpiece Plate, PHT-T-PH #6 x 3/8 †Order 50-	\$0.46
<b>SCREW PACKET, MOUNTING</b>		
652F128	1-3/4" - 2" door - 606, 612, 613, 619, 626	\$7.90
652F108	1-3/4" - 2" door - 606, 612, 613, 619, 626	\$5.80
652F118	2-1/4" door - 606, 612, 613, 619, 626	\$5.80
652F138	2-1/4" door - 606, 612, 613, 619, 626	\$7.90
652F148	F3, T13 for 1-3/4" - 2" door - 606, 612, 613, 619, 626	\$10.50
652F158	F3, T13 for 2-1/4" door - 606, 612, 613, 619, 626	\$10.50
<b>SCREW POST</b> NO FINISH		
783F048	Screw Post	\$6.00
<b>SLIDER, THUMBPIECE</b> NO FINISH		
651F498	Slider, Thumbpiece	\$5.60
<b>SPINDLE BRACKET</b> NO FINISH		
652F048	Spindle Bracket, lever	\$6.00
<b>SPINDLE NUT</b> NO FINISH		
651F738	Spindle Nut, x7 †Order 20-	\$2.00
652F098	Spindle Nut, x7M lever †Order 50-	\$0.54
<b>SPINDLE WASHER</b> NO FINISH		
652F068	Spindle washer, G Knob	\$4.00
652F058	Spindle Washer, Levers	\$4.40
<b>SPRING</b> NO FINISH		
651F948	Spring, Extension	\$2.00
651F758	Spring, Grip Return, knob †Order 10-	\$4.00
651F618	Spring, Grip Return, lever, LHR (red)	\$4.10
651F628	Spring, Grip Return, lever, RHR (blue)	
651F938	Spring, Rack, lever †Order 50-	\$1.90
651F478	Spring, Thumbpiece, T13	\$4.50
678F028	Spring, Thumbpiece T13M	\$6.50
651F408	Spring, various trim †Order 20-	\$2.00
651F868	Spring, various trim †Order 50-	\$1.90
<b>TAILPIECE ASSEMBLY</b> NO FINISH		
677F068	1-3/4" door without shim kit	\$37.00
655F698	2" - 2-1/4" door or 1 3/4" door with shim kit - TH9 series trims	\$37.00
655F708	2" - 2-1/4" door or std. door with shim kit - All trims except TH9 series	\$37.00
<b>THIMBLE INSERT</b>		
651F389	Knob & thumbturn †Order 50-	\$0.50
118F299	Lever †Order 100-	\$0.30
<b>THUMBPIECE BRACKET</b>		
651F578	Thumbpiece Bracket, T13M	\$19.00
<b>THUMBPIECE TAB</b> NO FINISH		
651F568	Thumbpiece Tab, T13M	\$2.50
<b>THUMBPIECE</b> 605, 606, 611, 612, 613, 619, 625, 626, 629, 630		
566F50	Thumbpiece, T13, T14	\$45.00
566F51	Thumbpiece, T13M	\$51.00
<b>WASHER</b> NO FINISH		
651F708	Washer under tailpiece †Order 50-	\$0.56
651F848	Washer, Grip †Order 20-	\$2.40



**ACTIVE & INACTIVE CASES**

PART NO.	DESCRIPTION	LIST PRICE
<b>ACTIVE CASE ASSEMBLIES, COMPLETE</b>		
<b>LOCK BODY ASSEMBLY - CROSSBAR</b>		<b>SPECIFY HAND</b>

**No Finish**

424F428	MLE08 (ED 7600)	\$572.00
424F438	MLE09 (ED7600A)	

**STRIKES FOR CROSSBAR EXIT DEVICES**

PART NO.	DESCRIPTION	LIST PRICE
269F73	ED7000 LHR with dogging	\$816.00
269F74	ED7000 RHR with dogging	
269F75	ED7000 LHR less dogging	\$770.00
269F76	ED7000 RHR less dogging	

**VERTICAL ROD STRIKES 605, 606, 612, 613, 622, 626, 629**

392F24	Top	\$89.00
392F22	Top	\$70.00
392F28	Bottom flush	\$56.00
392F29	Bottom surface	\$48.00
176F653	Top bracket	\$48.00
304F337	Bottom 630 only	\$31.00
304F347	Bottom 630 only	\$48.00
352F042	Bottom	\$31.00
352F05	Top	\$56.00
361F913	Bottom flush	\$56.00
123F22	Bottom	
183F857	Top 630 only	
502F75	Bottom mortised	\$33.00
502F96	Surface	\$43.00

**ED7000 Series Crossbar Exit Devices**
**STRIKES FOR CROSSBAR EXIT DEVICES (Cont'd)**

PART NO.	DESCRIPTION	LIST PRICE
<b>CONCEALED VERTICAL ROD STRIKES 605, 606, 612, 613, 622, 626</b>		

503F52	Bottom Strike	\$57.00
503F533	Fire Rated Bottom Strike	\$57.00

**RIM EXIT DEVICE STRIKES 605, 606, 612, 613, 622, 626**

142F43	Adj. Packet	\$131.00
467F733	Pack, rim vert. rod	\$89.00
300F71	Packet	\$112.00
499F598	Adj.	\$83.00

**MORTISE STRIKES 605, 606, 612, 613, 619, 622, 625, 626**

240L50	Stainless Mortise - LHR 629, 630 only	\$47.00
240L51	Stainless Mortise - RHR 629, 630 only	
411L63	Open Back - RHR	See page 343
411L62	Open Back - LHR	See page 343

**LOW PROFILE EXIT DEVICE STRIKES**

416F355	Strike 622 689, 690, 691	\$43.00
436F038	Strike, bottom	\$17.40
487M048589	Top Rod (for 10' Doors)	\$123.50
463F918	Flush Bottom Strike	\$20.40

**DEVICE PARTS**

PART NO.	DESCRIPTION	LIST PRICE	PART NO.	DESCRIPTION	LIST PRICE
095F351	Strap/Stabilizer for Mullion	\$28.20	154F966	Clamp	\$22.00
120F558	Screw	\$2.60	158F528	Cylinder Retainer, MR	\$12.00
122F188	Mounting Bracket	\$28.20	158F538	Cylinder Retainer, regular	\$5.00
122F248	Washer †Order 100-	\$0.20	158F548	Washer	\$2.00
122F413	Lower Rod Guide	\$11.00	158F558	Stud	\$6.00
122F508	Lower Bolt Tube Sub Assembly	\$80.00	164F329	Nylon Washer †Order 50-	\$0.40
122F518	Bottom Guide Sub Assembly	\$76.00	166F347	Latch Pin	\$5.00
122F568	Locking Lever	\$21.00	171F896	Top Plate Sub Assembly	\$75.00
122F578	Locking Lever	\$15.00	171F909	Insert	\$19.00
122F593	Locking Lever Spring	\$24.00	173F446	Bottom Plate	\$34.00
122F608	Locking Hub	\$12.00	173F456	Bottom Filler Plate	\$30.00
122F618	Locking Hub	\$6.00	173F698	Stud	\$2.00
122F639	Spacer Washer (Nylon)	\$2.00	173F728	Nut	\$5.00
122F643*	Handle Lever	\$112.00	174F797	Top Plate & Stud Sub Assembly	\$197.00
123F538	Dogging Key, 3/16" hex	\$3.30	174F807	Top Plate & Stud Sub Assembly	
129F499	Sound Deadener	\$7.00	175F518	Rod Insert	\$19.00
129F848	Cylinder Nut	\$7.00	183F74	Top Latch Sub Assembly (with top rod doors 6'4" to 8'6")	\$358.00
134F05	Cylinder Collar	See page 339	183F75	Top Latch Sub Assembly (with top rod door 8'6" to 10'8")	\$358.00
140F528	Stud †Order 20-	\$1.10	184F57	Thumbpiece	\$40.00
141F418	Springwasher †Order 20-		184F825	Shim	\$19.00
141F84*	Case housing, active & inactive	\$141.00	184F948	Jam Nut	\$6.00
141F86*	Case (Active - No Bot. Rod)		184F97*	Thumbpiece	\$44.00
141F87*	Active Case		185F558	Lifting Lever	\$14.00
141L548	Reinforcing Tube	\$137.00	186F23	Cyl. Collar	\$36.00
141L59	<b>Crossbar</b> 605, 606, 611, 612, 613, 619, 622, 625, 626, 629, 630	\$310.00	187F213	<b>Latch</b> 605, 606, 611, 613, 619, 622, 625, 626, 629, 630	\$148.00
142F16*	Case Sub Assembly	\$191.00	187F887	Latch Spring RH	\$2.00
142F44*	Adj. Strike	\$72.00	187F897	Latch Spring LH	
143F248	Spring †Order 50-	\$1.00	Ø 195F67	<b>Cylinder Housing</b> (for master ring) 605, 606, 611, 612, 613, 619, 622, 625, 626	\$87.00
143F25	Rollback	\$14.00	207F558	Screw Packet	\$37.00
143F265	Slide	\$50.00	207F64*	Screw Packet	
143F42*	Thumbpiece	\$47.00	207F68*	Screw Packet	\$44.00
143F43*	Thumbpiece		207F69*	Screw Packet	\$54.00
143F52*	Thumbpiece		376F37*	Sex Nut (For 1-3/4 & 2" doors)	\$6.00
143F833	Stud	\$6.00	209F55*	Screw Packet	\$48.00
145F543*	Strike Plate	\$78.00	213F107	<b>Top Strike Ass'y</b> (reveal 5-1/2" - 8") 629, 630	\$67.00
147F838	Lazy Cam	\$3.00			
147F849	Washer (White Nylon)	\$3.00			
147F878	Cam	\$4.00			
147F888	Slide Spring †Order 50-	\$1.00			
148F157	Release Pkg. 613, 630	\$14.00			
148F17	<b>Cover Retaining Screw</b> 606, 611, 612, 613, 619, 622, 625, 626, 629, 630	\$12.00			
148F228	Pin	\$2.00			
148F367	Release Plunger Sub Assembly	\$22.00			
148F448	Mounting Wrench	\$5.00			

**DEVICE PARTS (Cont'd)**

PART NO.	DESCRIPTION	LIST PRICE	PART NO.	DESCRIPTION	LIST PRICE
213F117	Top Strike S/A (reveal less 5-1/2") <i>Obsolete</i> 629, 630	\$87.00	264F958	Screw 12-24 x 7/8" RHMS-PH <i>Obsolete</i> (Metal Doors) †Order 20-	\$0.80
200F168	Screw 12-24 x 1/2" FHMS <i>Obsolete</i>	\$2.00	268F647	Washer †Order 50-	\$0.70
220F498	Screw 1/4-20 x 2" FHMS <i>Obsolete</i>	\$1.70	268F848	Screw 6-32 x 5/8" RHMS †Order 20- <i>Obsolete</i>	\$0.80
220F722	Screw 12-24 x 1/2" FHMS-PH <i>Obsolete</i> †Order 20-	\$1.60	268F878	Retainer Ring †Order 20-	
220F75	<b>Screw 1/4-20 x 5/8" FHMS-PH</b> 606, 619, 622, 625, 626, 630	\$1.60	269F048	Cotter Pin †Order 50-	\$0.70
	605, 611, 512, 613, 629	\$3.00	269F058	Lockwasher †Order 100-	\$0.34
220F778	<b>Screw</b> 622, CDC, MTD, 613	\$1.70	269F08	<b>Screw 8-32 x 3/8" FHMS-PH</b> 605, 606, 611, 613, 619, 625, 626, 630	\$0.80
220F827	Screw 1/4-20 x 1" FHMS-PH	\$3.10		<b>Lever</b>	
220F848	Screw 12-24 x 1-1/4" FHMS-PH	\$1.00	269F31	605, 606, 611, 612, 619, 613, 619, 625, 626	\$292.10
220F85*	Screw 1/4-20 x 1-1/4" FHMS-PH x Anchor <i>Obsolete</i>	\$2.90	269F32	605, 606, 611, 612, 619, 613, 619, 625, 626	
221F948*	Mounting Screw	\$3.00	<b>COVER</b>		
222F71*	Throughbolt		269F33	605, 606, 611, 612, 613, 619, 625, 626, 629, 630	\$302.90
224F348	Screw 12 x 1" FHWS †Order 20- <i>Obsolete</i>	\$1.22	269F34	605, 606, 611, 612, 613, 619, 625, 626, 629, 630	\$302.90
224F392	Screw 14 x 1-1/4" FHWS †Order 20- <i>Obsolete</i>		269F35	605, 606, 611, 612, 613, 619, 625, 626, 629, 630	\$302.90
224F448	Screw 14 x 1-1/2" FHWS <i>Obsolete</i>	\$2.90	269F36	<b>Active Case Less Cover, ED7200 RHR &amp; LHR</b> 605, 606, 611, 612, 613, 619, 625, 626, 629, 630	\$326.90
224F508	Screw 14 x 2" FHWS †Order 20- <i>Obsolete</i>	\$1.22		269F378	Hub
225F998	Screw 12 x 1-1/2" OHWS-PH <i>Obsolete</i>	\$2.30	269F393	Latch Retractor	\$35.00
228F188	Roll Pin †Order 100- <i>Obsolete</i>	\$0.30	269F403	Latch Retractor	\$39.00
228F497	Roll Pin (79028-1250343)	\$1.46	269F413	Slide	\$47.00
228F517	Roll Pin (79028-1250500 St'd) †Order 100-	\$0.36	269F42	<b>Inactive Case S/A, all ED7000</b> 605, 606, 611, 612, 613, 619, 625, 626, 629, 630	\$324.90
228F528	Roll Pin †Order 100- <i>Obsolete</i>	\$0.34		269F468	Hold Back Sleeve
228F558	Roll Pin 1/8 x 3/4" †Order 100- <i>Obsolete</i>	\$0.36	269F479	Nyliner	\$3.10
228F687	Roll Pin 156 x 9/16" †Order 50-	\$0.58	269F488	Lever Pivot	\$2.70
228F808	Roll Pin 187 x 3/4" †Order 100-	\$0.40	269F499	Bushing	\$3.90
228F817	Roll Pin 187 x 1-15/16" †Order 20-	\$0.84	269F528	Hub Shank	\$5.10
228F847	Roll Pin 187 x 1-3/8" †Order 20-	\$0.80	269F538	Latch Spring	\$3.10
243F769	Stop Nut †Order 20- <i>Obsolete</i>	\$0.90	269F549	Button	\$0.90
243F798	Spring Lock Washer †Order 100- <i>Obsolete</i>	\$0.34	269F559	Washer †Order 50-	\$0.58
243F808	1/4-20 x 5/8" FRMS-PH <i>Obsolete</i>	\$2.90	269F569	Washer †Order 50-	
243F85	<b>Top Cover Sub Assembly</b> 605, 606, 611, 612, 613, 619, 625, 626, 629, 630 <i>Obsolete</i>	\$142.30	269F578	Spring Washer	\$6.00
	249F33*	1/4-20 NC-2A x 1-1/4" Lg. Phillips OHMS	\$3.60	269F587	Latch Pin
253F118	Drive Screw †Order 100-	\$0.30	269F608	Inner Spring	\$6.00
254F73	<b>Screw 8-32 x 3/8" OHMS-PH <i>Obsolete</i></b> 605, 606, 611, 612, 613, 619, 625, 626, 630	\$2.40	269F91*	Screw Packet	\$89.10
	255F41*	Screw 12-24 x 2" FHMS-PH	\$4.50	269F92*	Screw Packet
261F288	Screw 8-32 x 3/8" HSS Cone-SOC <i>Obsolete</i>	\$2.90	270F01*	Screw Packet	\$89.10
261F318	<b>Screw 5/16-24 x 1-1/2" FHMS-SOC</b> 605, 611, 612, 613, 619, 625, 626, 630	\$3.30	270F02*	Screw Packet	\$68.10
	261F54	Cylinder Collar	\$27.50	270F11*	Through Bolt
261F658	Screw 1/4-20 x 1/2" PHMS	\$2.50	282F325	Caulking Anchor <i>Obsolete</i>	\$4.20
262F901	River 3/32" x 5/32" †Order 100- <i>Obsolete</i>	\$0.34	282F357	Caulking Anchor	\$3.10
			284F67*	Lever RH <i>Obsolete</i>	\$115.10

\*Specify Finish.      Ø Subject to availability.

† Sold only in multiples of the number indicated. Price is each.

**DEVICE PARTS (Cont'd)**

PART NO.	DESCRIPTION	LIST PRICE	PART NO.	DESCRIPTION	LIST PRICE
284F68*	Lever LH	\$115.10	351F72	<b>Bottom Latch Cover</b>	\$220.00
284F69*	Lever RH			605, 606, 611, 612, 613, 619, 625, 626, 629, 630	
284F70*	Lever LH				
284F78	Lifting Finger RH	\$9.60	351F73	<b>Top Latch Cover</b>	\$232.00
284F79	Lifting Finger LH			605, 606, 611, 612, 613, 619, 625, 626, 629, 630	
284F977	Roll Pin †Order 50-	\$0.58	351F797	Top Latch Sub Assembly	\$52.00
286F91	<b>Lever S/A LH (Inactive)</b>	\$187.10	351F807	Roll Pin †Order 50-	\$0.70
	605, 606, 611, 612, 613, 619, 625, 626				
286F92	<b>Lever S/A RH (Inactive)</b>	\$187.10	351F823	Top Latch Backplate	\$96.00
	605, 606, 611, 612, 613, 619, 625, 626				
287F968	1/4-20 x 13/16" FRMH-PH	\$3.80	351F833	Top Latch Slide	\$9.00
291F498	Stop Plate	\$23.90	351F849	Spacer	
291F578	Screw 10-31 x 1" FHM-PH †Order 50-	\$0.70	351F85*	Top Latch Sub Assembly No Cover	\$369.00
292F413*	Strike	\$114.00	351F867	Bottom Latch	\$96.00
293F183	Slide Assembly	\$106.00	351F873	Latch Link	\$94.00
304F657	<b>Screw 12-24 x 7/8" OHU-MS-PH (1-3/4", 2" Doors)</b>	\$1.60	351F883	Bottom Latch Backplate	\$96.00
	622, 629, 630				
304F667	Screw 12-24 x 1-1/8" OHU-MS-PH (2-1/4" Doors)	\$4.50	351F897	Spring †Order 20-	\$0.80
305F07	Screw 12-24 x 3/4" FRHMS-PH †Order 20-	\$0.90	351F907*	Bottom Latch Sub Assembly	\$332.00
305F728	Lower Bolt Sub Assembly - includes Bottom Rod	\$429.90	351F988	Rod Connector Sub Assembly	\$5.00
305F738	Guard Plate	\$30.40	352F021	Drive Rivet †Order 20-	\$0.90
306F068	Screw 10-24 x 5/16" RHMS-PH †Order 20-	\$0.90	352F038	Pin	\$4.70
306F078	Spring Lockwasher †Order 100-	\$0.20	352F068	1/4-20 x 3/4" BHUMS-PH Screw †Order 20-	\$0.80
306F158	Plate	\$2.10	352F07*	2-1/2" x 14 OHWS-PH Screw	\$1.04
306F208	Backplate Sub Assembly	\$161.80	361F308	Anchor	\$5.70
306F228	Center Rod	\$8.10	362F498	Nut	\$22.00
314F528	Screw HS-O-SK 3/8" - 16 x 1/2" †Order 50-	\$0.90	362F918	Plate	\$7.00
314F718	Screw 1/4-20 x 2-3/8" FHMS	\$2.40	364F228	Washer	\$6.00
321F907	Dogging Device Sub Assembly	\$42.40	364F272	Locking Slide	\$26.00
Ø 326F737	Set Screw	\$4.80	364F288	Locking Lever Sub Assembly	\$34.00
329F75	Screw Packet	\$87.90	364F308	Lifting Lever	\$28.00
329F76	Screw Packet	\$70.90	364F36*	Escutcheon Assembly RHR, C4, D4, E4 - std.	\$281.00
333F519	Screw	\$2.00	364F37*	Escutcheon Assembly LHR, C4, D4, E4 - std.	
341F318	Shim	\$19.50	364F38*	Escutcheon Assembly RHR, C4, D4, E4 - MR	\$293.00
349F068	Lifting Finger (Inactive Case)	\$25.50	364F39*	Escutcheon Assembly LHR, C4, D4, E4 - MR	
351F50*	<b>Active Case - less cover, ED7400 standard</b>	\$165.10	365F003	Slide Extension S/A Door 1-3/4"	\$43.00
	606, 612, 619, 622, 626				
	605, 611, 613, 625, 629, 630				
351F51*	<b>Active Case - less cover, ED74000, ED7401, no bottom rod</b>	\$165.10	365F013	Slide Extension S/A Door 2-1/4"	\$6.00
	606, 612, 619, 622, 626				
	605, 611, 613, 625, 629, 630				
351F528	10-32 x 7/16" FHUMS-PH Screw †Order 100-	\$0.50	365F033	Slide Extension S/A Door 1-3/4" or Lever Trim	\$21.00
351F553	Slide Sub Assembly	\$151.10	365F98*	1/4-20 x 2" OHTS-F-PH Metal Door	
351F56*	Active Case Sub Ass'y, ED7400 with dogging -RHR	\$836.00	370F558	Spindle 1-3/4" door	\$21.00
351F57*	Active Case Sub Ass'y, ED7400 with dogging -LHR		370F568	Spindle 2" door	
351F50*	606, 612, 619, 622, 626	\$165.10	370F638	Spindle Sub Assembly	\$7.20
			376F42	<b>Latch Sub Assembly</b>	\$50.00
			611, 612, 613, 619, 625, 626		
378F745	Tenon Sub Assembly	\$41.00	376F42	605, 606, 629, 630	\$60.00
379F25	<b>Lever Sub Assembly RH</b>	\$143.00	379F25	605, 606, 619, 625, 626	\$251.00
	611, 612, 613				
	<b>Lever Sub Assembly LH</b>			\$143.00	
379F26	605, 606, 619, 625, 626	\$251.00			
382F636	611, 612, 613		382F636	Backplate Sub Assembly Active	\$139.00
382F686	Slide	\$47.00	382F686	Slide	\$47.00

\*Specify Finish. Ø Subject to availability.

† Sold only in multiples of the number indicated. Price is each.

**DEVICE PARTS (Cont'd)**

PART NO.	DESCRIPTION	LIST PRICE	PART NO.	DESCRIPTION	LIST PRICE
382F698	Compensator	\$19.00	398F698	Rose Liner	\$3.50
382F729	Flanged Nyliner	\$5.10		<b>Case Cover</b>	
382F78/8	Cam	\$23.00	398F89	605, 606, 611, 612, 613, 619, 625, 626, 629, 630	\$85.00
382F798	Clip †Order 50-	\$0.60	398F919	Bumper	\$5.10
382F808	Bushing	\$3.70	398F948	Connecting Pin	\$3.90
382F818	Cam Driver	\$6.00	398F957	Trip	\$5.10
382F828	Cam Driver	\$6.00	398F997	Top Pusher Assembly	\$97.00
382F858	Pivot	\$3.40	399F00*	Case Cover	\$71.00
382F865	Half Case	\$19.00	399F027	Bridge	\$46.00
382F878	Lever Assembly	\$23.00	399F057	Case	\$70.00
382F888	Lever Assembly	\$25.00	399F067	Top Latch Sub Assembly	\$212.00
382F956	Backplate Assembly	\$336.00	399F077	Bottom Bolt	\$85.00
382F986	Backplate Assembly (Active)	\$289.00	399F108	Frame and Bridge Assembly	\$99.00
386F158	Cover Screw 8-31 x 1/2" FHMS-PH	\$0.60	399F12*	Top Pusher Assembly	\$397.00
389F54*	Grip	\$117.00	399F13*	Bottom Bolt Assembly	\$367.00
389F62	Grip	\$113.00	399F188	Lower Bolt Assembly	\$335.00
391F882*	Top Latch Assembly	\$99.00	399F21*	Grip	\$97.00
Ø 391F909	Pad †Order 20-	\$1.84	399F22*	Grip	
391F948	Frame	\$27.00	399F23*	Escutcheon	\$214.00
391F968*	Frame & Yoke Assembly	\$97.00	399F25*	Escutcheon	\$107.00
391F99*	Bushing Retainer Assembly	\$19.00	Ø 399F588	Washer	\$4.50
392F02	<b>Top Latch S/A</b>			<b>Bottom Rod</b>	
	605, 606, 611, 612, 613, 619, 625, 626, 629, 630	\$291.00	399L11 x 563	605, 606, 611, 612, 613, 619, 625, 626, 629, 630	\$222.00
392F05*	Latchbolt Assembly	\$96.00	402F99*	Thumbpiece	\$44.00
392F088	Bottom Slide Assembly	\$26.00	403F035	Slide x4M Trim	\$87.00
392F10	Bottom Latch Assembly	\$228.00	403F30*	Washer	\$3.00
392F11	<b>Bottom Latch S/A</b>		405F428	Anchor	\$6.00
	605, 606, 611, 612, 613, 619, 625, 626, 629, 630	\$326.00	405F458	Mullion (507) 7'2" door	\$228.00
392F148	Adjusting Bolt	\$24.00	Ø 405F466	Bottom Plate	\$103.00
392F23*	Adjusting Top Strike	\$92.00	405F476	Top Plate	\$91.00
392F237*	Adjusting Top Strike, stainless	\$126.00	405F496	Bottom Plate Assembly	
392F279	Rod Guide Sub Assembly	\$6.00	Ø 409F836	Top Plate Assembly	
392L19*	Adj. Bottom Rod Assembly	\$228.00	410F13*	Escutcheon	
			410F14*	Escutcheon x cyl.	
392L20 x 547	<b>Adjusting Bottom Rod S/A Flush Strike</b>		410F20*	Escutcheon	
	605, 606, 611, 612, 613, 619, 625, 626, 629, 630	\$252.00	411F964	Spring	\$11.00
392L20 x 568	<b>Adjusting Bottom Rod S/A</b>		411F987	Plunger Spring †Order 100-	\$3.00
	Regular Strikes 605, 606, 611, 612, 613, 619, 625, 626, 629, 630	\$252.00	412F037	Retractor Spring †Order 20-	\$2.00
393L13-M672*	Top Rod	\$168.00	412F067	Latch Bushing	\$7.00
393L14 x 672	<b>Top Rod S/A (Standard)</b>		412F078	Latch Pivot Screw	\$3.00
	605, 606, 611, 612, 613, 619, 625, 626, 629, 630	\$252.00	412F087	Latch Spring	\$3.00
397F918	Backplate Sub Assembly	\$110.00	412F091	Spacer	\$4.00
			412F117	Spring	\$3.00
			412F133*	Screw, 8-32 x 5/16"	

\*Specify Finish. Ø Subject to availability.

† Sold only in multiples of the number indicated. Price is each.

**DEVICE PARTS (Cont'd)**

PART NO.	DESCRIPTION	LIST PRICE	PART NO.	DESCRIPTION	LIST PRICE
412F157	Lever Pivot	\$11.00	<b>BLANK FRONTS AND STRIKES FOR STOCK HOLLOW METAL DOORS AND FRAMES Steel, USP</b>		
412F167	Deadlocking Plunger	\$20.00			
412F451	Inactive Backplate Assembly	\$100.00	077F198	Front, 2-1/4" x 1-1/8"	\$8.00
416F818	Stud	\$8.00	334F99	Front, 8" x 1-1/4"	\$33.00
418F288	Dogging Screw	\$6.00	Ø 236L718018	Strike, 4-7/8" x 1-1/4"	\$8.00
418F308	Rivet	\$3.00	321F24*	RHR Bracket for P3 trim	\$103.00
418F352	Hub	\$47.00	393L13-M672*	Top Rod	\$168.00
418F368	Lever, RH	\$5.00	Ø 399F168	Spindle Adapter	\$48.00
418F378	Lever, LH		399F178	Lower Rod Assembly	\$168.00
420F128*	Screw Packet	\$43.00	402F983	Extension Slide	\$33.00
433F978	Lever Pivot	\$41.00	402F99*	Thumbpiece	\$44.00
433F988	Lever Pivot		408F258	Guide Spring	\$1.00
434F008	Lever Pivot	\$24.00	503F533	Bottom Strike	\$57.00
434F028	Screw 1/4-20 x 3/4" BUHC-SK	\$1.00	503F557	Top Strike	\$53.00
464F028	Mullion (508) 8' door	\$222.00	503F567	Top Strike - Fire Rated	
464F915	Active Case Casting only	\$43.00			
467F942	Thumbpiece Lever RH	\$78.00			
467F952*	Thumbpiece Lever LH				
468F022*	Lever, inactive RH	\$118.00			
468F032*	Lever, inactive LH				
468F122	Thumbpiece Lever Assembly RH	\$203.00			
468F132	Thumbpiece Lever Assembly LH				
468F147	Latch Pin Assembly RH	\$78.00			
468F157	Latch Pin Assembly LH				
468F162	Lever Assembly RH	\$74.00			
468F172	Lever Assembly LH				
468F202*	Lever Assembly RH	\$187.00			
468F212*	Lever Assembly LH				
468F246	Active Backplate Assembly, RH	\$770.00			
468F256	Active Backplate Assembly, LH				
468F266	Active Backplate Assembly, RH				
468F276	Active Backplate Assembly, LH				
468F355	Cylinder housing	\$9.00			
480F128	Inactive Backplate Assembly	\$103.00			
480F13*	Lever	\$260.00			
480F188	Spindle	\$42.00			
480F198	Nut	\$9.00			
480F208	Rollback	\$9.50			
480F28*	Lever & Spindle Assembly	\$241.00			
480F30*	Lever & Spindle Assembly	\$241.00			
480F33*	Lever & Spindle Assembly	\$245.00			
480F375	Slide	\$48.00			
482F442	*Bushing	\$52.00			
482F49*	Escutcheon	\$239.00			
482F73*	Escutcheon & Bushing	\$245.00			
484F418	Rollback	\$16.00			
484F898	Knob Shank Sub Assembly	\$31.00			
492F195	Slide	\$85.00			
499F608*	Tenon Packet	\$56.00			
622F68	Screw Pack for 2"-2-1/4" door 613, 626	\$52.00			
<b>BLANK PLATE FOR STOCK HOLLOW METAL DOORS</b>					
561F29	<b>Bank Plate 14" x 3-1/2"</b> Used on the outside of stock cut-out hollow metal doors where no trim is desired				
	605, 606, 612, 613, 619, 625, 626, 630	\$127.00			

\*Specify Finish.      Ø Subject to availability.

PART NO.	DESCRIPTION	LIST PRICE	PART NO.	DESCRIPTION	LIST PRICE
<b>ALARM DELAY SWITCH</b>			<b>MISCELLANEOUS</b>		
696F318	for M62 option	\$51.00	650F279	Dogging Hole Plug	\$0.70
<b>BAR 689, 690, 691</b>			697F988	Sex Nut Pack (M54)	\$16.30
436F418	for ED8400, 30" door width, with dogging	\$325.70	436F858	Latch Assembly Screw	\$0.60
436F428	for ED8400, 36" door width, with dogging		558F528	Mounting packet for F1 and P8 Trim 689, 690, 691	\$21.70
436F438	for ED8400, 42" door width, with dogging		482F798	ANSI fastening plate packet for G3 Trim No Finish	\$8.90
436F448	for ED8400, 48" door width, with dogging	\$349.70	123F538	Dogging Key, 3/16" hex No Finish	\$3.30
387F218	for ED8200, 30" door width, with dogging	\$305.70	267F348*	Mounting Screw †Order 20-	\$0.80
387F248	for ED8200, 36" door width, with dogging		<b>MOUNTING PACKET 605, 606, 611, 612, 613, 619, 622, 625, 626</b>		
387F278	for ED8200, 42" door width, with dogging		469F67	for F157, P857 trim	\$25.00
387F308	for ED8200, 48" door width, with dogging	\$327.70	469F68	for F150, P150, P850 trim (dummy)	\$14.10
387F638	for ED8200, 30" door width, less dogging	\$299.70	496F68	for P257 trim	\$27.00
387F668	for ED8200, 36" door width, less dogging		496F69	for P250 trim (dummy)	\$25.00
387F698	for ED8200, 42" door width, less dogging		<b>PLATES AND PULLS 689, 690, 691</b>		
387F728	for ED8200, 48" door width, less dogging	\$321.70	436F828	for F1 Trim, plate - no cylinder hole	\$38.00
564F888	for ED8400, 30" door width, less dogging	\$319.70	436F838	for F1 Trim, plate - with cylinder hole	
564F898	for ED8400, 36" door width, less dogging		436F801	for P8 Trim, pull - no cylinder hole	\$44.00
564F908	for ED8400, 42" door width, less dogging		436F811	for P8 Trim, pull - with cylinder hole	\$51.00
564F918	for ED8400, 48" door width, less dogging	602F151	Pull Grip (Black) for P2 622 Only		
564F378	for ED8400A, 30" door width, less dogging	\$319.70	<b>605, 606, 611, 612, 613, 619, 622, 625, 626</b>		
564F408	for ED8400A, 36" door width, less dogging		270F13	Escutcheon for P3 trim without cylinder hole	\$101.00
564F438	for ED8400A, 42" door width, less dogging		492F20	Offset Pull for P1 trim without cylinder hole	\$124.90
564F688	for ED8400A, 48" door width, less dogging	\$343.70	492F21	Offset Pull for P1 trim with cylinder hole	\$143.90
<b>BOTTOM ROD</b>			602F181	Pull Base for P2 trim plate without cylinder hole	\$184.90
436L328557	for ED8400, 40-5/16" Pushbar Height, for Door 7"6" high	\$171.50	602F171	Pull Base for P2 trim plate with cylinder hole	\$202.90
526L518540	for ED8400A		328F80	Pull Tube for P3 trim	\$102.90
<b>BRACKET 605, 606, 611, 612, 613, 619, 622, 625, 626</b>			<b>REAR COVER 689, 690, 691</b>		
321F23	LHR Bracket for P3 trim	\$119.40	603F64	for ED8000 devices purchased AFTER Nov. 1, 1993	\$26.00
321F24	RHR Bracket for P3 trim		<b>ROD GUIDE PACKET SCREW PACKET</b>		
<b>FRAME PLATES</b>			446F208	Rod guide packet	\$33.60
552F598	for ED8400 - RHR	\$155.30	523F038	for ED8200(B) and ED8400(A), Packet for mounting bar & active case with SNB	\$33.60
552F608	for ED8400 - LHR		484F208	for ED8400, Packet for mounting top latch	\$54.30
552F468	for ED8400A - RHR		484F218	for ED8400, Packet for mounting bottom latch	\$22.80
552F478	for ED8400A - LHR	\$224.70	261F308	for ED8200, Latch & Frame Plate Attachment Screw †Order 20-	\$2.50
<b>FRONT COVER</b>			<b>ROD GUIDE PACKET SCREW PACKET (Cont'd)</b>		
564F345	for ED8400 (A) (not handed)	\$45.20	449F828	for ED8200(B) and ED8400 for bar & active case	\$22.80
385F545	for ED8200(B) (not handed)	\$53.20	492F59	Rear Side Screw Packet for P1 trim	\$4.80
564F115	for ED8200A (not handed)	\$65.20	564F128	for ED8200A, Packet for mtg. bar & active case with SNB	\$40.20
<b>KNOB 605, 606, 611, 612, 613, 619, 625, 626</b>			534F008	for ED8400A, Packet for mtg. Top & bottom latch	\$48.20
695F22	for G10 Trim, plain	\$109.60	<b>SHIM KITS</b>		
695F23	for G10 Trim, with cylinder hole	\$107.60	557F928	for ED8200 (B)	\$80.30
<b>LATCH</b>			557F938	for ED8200A	\$80.30
436F258	for ED8400, Top No Finish	\$179.20	557F948	for ED8400	\$133.50
436F298	for ED8400, Bottom No Finish	\$95.50	557F958	for ED8400A	\$133.50
552F368	for ED8200(B) 626	\$111.50	<b>*Specify Finish.</b>		
552F416	for ED8200A	\$262.80	<b>†Sold only in multiples of the number indicated. Price is each.</b>		
525F998	for ED8400A, top	\$191.10			
526F168	for ED8400A, bottom	\$220.40			
<b>LATCH COVER 689, 690, 691</b>					
526F321	for ED8400A, Top or Bottom Latches	\$85.80			
446F231	for ED8400, Top or Bottom Latches	\$73.80			

**DEVICE PARTS (Cont'd)**

PART NO.	DESCRIPTION	LIST PRICE	PART NO.	DESCRIPTION	LIST PRICE
<b>STRIKE PACKET</b>			<b>LEVERS ALL FINISHES</b>		
391F575	for ED8200, Shim used with 1/2" Stop	\$27.20	<b>LFIC, 1-3/8" TO 2-1/4" DOORS</b>		
446F21M	for ED8400, Packet for Top Latch.Strike 605, 606, 611, 612, 613, 622, 625, 626	\$43.20	585F715	N6 x cylinder (LFIC core 6-pin)	\$101.00
446F228	for ED8400, Packet for Bottom Latch (Surface Mounting) 625 only	\$33.20	600F415	N6 x cylinder (LFIC core 7-pin)	
463F928	for ED8400, Packet for Bottom Latch (Flush Mounting) 625 only	\$29.20	596F825	N6 x Best® cylinder cutout	\$103.00
386F453	for ED8200(B) Strike Packet 612, 613, 626	\$39.20	585F705	A6 x cylinder (LFIC core 6-pin)	\$101.00
468F305	Packet for Rim by Vertical Rod 605, 606, 612, 613, 622, 625, 626, 689, 690, 691	\$33.20	600F425	A6 x cylinder (LFIC core 7-pin)	
518F067	for ED8200A	\$66.20	685F535	P6 x cylinder (LFIC core 6-pin)	
526F527	for ED8400A, Packet for Top Strike	\$44.20	685F545	P6 x cylinder (LFIC core 7-pin)	
526F533	for ED8400A, Packet for Bottom Strike	\$40.20	685F555	P6 x Best cylinder cutout	\$103.00
<b>TOP ROD</b>					
487L048697	for ED8400, 40-5/16" Pushbar Height, for Door 7'6" high	\$95.50			
487M048589	for ED8400, 40-5/16" Pushbar Height, for Door 7'6" high to 10' high	\$123.50			
526L928759	for ED8400A	\$81.50			
<b>CHASSIS, 1-3/4" TO 2-1/4" DOORS NO FINISH</b>					
690F44	Dummy (50)	\$91.20			
698F43	Passage (10)				
698F44	Classroom (55)	\$99.20			
698F45	Nightlatch (57)				
698F46	Storeroom (59)				
698F51	Classroom - LFIC	\$105.20			
698F52	Nightlatch - LFIC				
698F53	Storeroom - LFIC				
<b>MISCELLANEOUS 605, 606, 611, 612, 613,619, 625, 626</b>					
678F25	Rose for X6 trim	\$26.00			
585F72	Lever Insert for X6 trim	\$2.00			
682F91	Recore Driver Packet	\$5.60			
696F05	Mounting Packet	\$4.00			
<b>LEVERS ALL FINISHES</b>					
<b>STANDARD 1-3/8" TO 2-1/4" DOORS</b>					
563F955	N6 design x cylinder or button	\$99.00			
563F965	N6 design x emergency key hole				
563F945	N6 design x plain				
578F435	N6 x Sargent® cylinder cutout	\$101.00			
563F895	A6 design x cylinder or button	\$99.00			
563F905	A6 design x emergency key hole				
563F885	A6 design x plain				
685F515	P6 design x cylinder or button				
685F525	P6 design x emergency key hole				
685F505	P6 design x plain				

†Sold only in multiples of the number indicated. Price is each.



## DC3000/DC5000 Series Door Closers

DC3000 CLOSER PARTS		
PART NO.	DESCRIPTION	LIST PRICE
<b>TOOLS</b>		
330F10	Hex wrench for closer valve, 3/32"	\$3.10
597F24	Torx tool kit	\$168.30
<b>CLOSER BODIES 600, 689, 690, 691, 693, 696</b>		
540F27	Closer body for DC3200	\$307.00
597F35	Closer body for DC3200 x M71	\$345.00
<b>M71 = Delayed action</b>		
<b>ARMS 600, 689, 690, 691, 693, 696</b>		
688F95	Regular arm	\$108.00
688F77	Regular arm with hold-open	\$158.00
688F95	Top jamb	\$108.00
688F77	Top jamb with hold-open	\$158.00
689F02	Heavy-duty parallel arm	\$160.00
689F01	Heavy-duty parallel arm with hold-open	\$180.00
597F52	Heavy-duty regular arm	\$160.00
689F03	Heavy-duty parallel arm with backstop	\$168.00
689F04	Heavy-duty parallel arm with backstop & hold-open	\$155.30
691F98	Reg. secondary arm assy.	\$36.90
691F99	Deep reveal secondary arm assembly	\$38.00
692F02	Reg. H.D. secondary arm assembly	\$142.20
692F03	Deep reveal H.D. secondary arm assembly	\$244.30
<b>BRACKETS 600, 689, 690, 691, 693, 696</b>		
188F03	Quik-Install™	\$16.30
188F41	Parallel arm	\$5.20
509F49	Parallel arm with hold-open	\$35.80
188F62	Parallel arm offset	\$23.90
188F63	Parallel arm for flush transom	\$35.80
244F17	Regular arm mortise	\$43.80
447F14	Angle Support Bracket and Spacer	\$35.80
<b>DROP PLATES 600, 689, 690, 691, 693, 696</b>		
188F65	For DC3220 x full cover	\$54.30
597F58	For DC3210 x full cover	\$61.00
<b>COVERS 600, 689, 690, 691, 693, 696</b>		
597F78	Full cover and insert packet (standard)	\$34.80
<b>PAINT (PER CAN)</b>		
597F94	Silver Aluminum - 689	\$45.60
597F95	Dark Bronze - 690	
597F96	Light Bronze - 691	
597F97	Satin Brass - 696	

DC5000 CLOSER PARTS		
PART NO.	DESCRIPTION	LIST PRICE
<b>CLOSER BODY 600, 689, 690, 691, 693, 696</b>		
754F68	Closer Body Only	\$391.90
<b>ARMS 600, 689, 690, 691, 693, 696</b>		
754F95	Pull Side Slide Track & Arm Assy., Non-Hold Open	\$160.60
754F96	Pull Side Slide Track & Arm Assy., Hold Open	\$243.20
795F97	Push Side Slide Track & Arm Assy., Non-Hold Open	\$160.60
754F98	Push Side Slide Track & Arm Assy., Hold Open	\$243.20
754F92	Hold Open Assembly	\$36.00
<b>COVER</b>		
754F79	Plastic Cover	\$35.80
<b>DROP PLATE</b>		
754F80	Push side, drop plate	\$42.40
<b>ANGLE BRACKET</b>		
754F93	Stop Mount Track Angle Bracket	\$76.00
<b>SCREW PACKETS</b>		
754F69	Closer Screw Pack	\$9.30
754F70	Spline Screw Pack	\$23.90
754F94	Track Screw Pack	\$11.90
261F298	Hex Key 5/64" †Order 10-	\$2.50

† Sold only in multiples of the number indicated. Price is each.

**CLOSER PARTS**

PART NO.	DESCRIPTION	LIST PRICE	PART NO.	DESCRIPTION	LIST PRICE
<b>CLOSER BODIES 600, 689, 690, 691, 693, 696</b>			<b>ARMS 600, 689 690, 691, 693, 696</b>		
689F12	Closer body for DC6200	\$361.50	691F74	Deep reveal arm w/hold-open (7-1/4" max), consists of:	\$129.80
689F13	Closer body for DC6200 x M71	\$399.50		691F95 main arm & rod assy- deep reveal	\$28.20
689F14	Closer body for DC6401	\$361.50		540F40 hold-open bracket assy.	\$95.00
689F15	Closer body for DC6402			615F58 Reinforcing bracket	\$30.40
689F16	Closer body for DC6403		615F59 Deep reveal reinforcing kit	\$40.90	
689F17	Closer body for DC6404		615F60 Flush partition bracket	\$29.40	
689F18	Closer body for DC6405		692F04 Friction, Hold Open Arm RH	\$97.70	
689F19	Closer body for DC6406		692F05 Friction, Hold Open Arm LH	\$97.70	
691F52	Closer body for DC6401 x M71		692F00 Reg. Secondary Arm Assy.	\$36.90	
691F53	Closer body for DC6402 x M71	692F01 Top Jamb Secondary Arm Assy.	\$38.00		
691F54	Closer body for DC6403 x M71	692F02 Reg. H.D. Secondary Arm Assy.	\$142.20		
691F55	Closer body for DC6404 x M71	692F03 Deep Reveal HD. Secondary Arm Assy.	\$244.30		
691F56	Closer body for DC6405 x M71	<b>BRACKETS 600, 689, 690, 691, 693, 696</b>	188F03 Quik-Install™	\$16.30	
691F57	Closer body for DC6406 x M71		188F41 Parallel arm	\$5.20	
<b>M71 = Delayed action</b>			509F49 Parallel arm with hold-open	\$35.80	
<b>ARMS 600, 689 690, 691, 693, 696</b>			188F63 Parallel arm for flush transom	\$35.80	
688F95	Regular arm, consists of:		\$108.00	188F62 Parallel arm offset	\$23.90
	688F99 main arm & tube assembly		\$68.00	244F17 Regular arm mortise	\$43.80
	688F98 rod & shoe assembly		\$29.00	447F14 Angle support	\$35.80
	688F92 hex screw pkg.		\$11.00	499F30 Flush transom	\$22.80
688F77	Regular arm with hold-open (A1), consists of:		\$158.00	691F78 Spacer	\$3.90
	691F92 main arm & rod assy		\$63.00	<b>COVERS 600, 689, 690, 691, 693, 696</b>	
	540F40 hold-open bracket assembly	\$95.00	597F78 Full cover and insert pkt. (standard)	\$34.80	
689F02	Heavy duty parallel arm (A3)	\$160.00	603F55 Full metal cover RH/LHR	\$40.20	
689F01	Heavy duty parallel arm with hold-open (A2)	\$180.00	603F57 Full metal cover LH/RHR		
597F52	Heavy duty regular arm (A10)	\$160.00	261F95 Cover screw pack	\$3.50	
689F03	Heavy duty parallel arm with backstop (A4)	\$168.00	<b>DROP PLATES 600, 689, 690, 691, 693, 696</b>		
689F04	Heavy duty parallel arm with backstop & hold-open (A5)	\$155.30	188F65 For DC6220 x full cover	\$52.00	
	615F52 HD Spring stop for Dr. wdth. 28"-32" (A11)		For DC6420 x full cover		
615F54	Unitrol® for Dr. wdth. 33"-41	\$159.60	597F58 For DC6210, DC6410, DC6240, DC6440 x full cover	\$61.00	
615F56	Unitrol® for Dr. wdth. 42"-48"		597F59 For DC6230, DC6240, x full cover	\$52.00	
615F51	Unitrol®/HO for Dr. wdth. 28"-32" (A12)		For DC6430, DC6440 x full cover		
615F53	Unitrol®/HO for Dr. wdth. 33"-41"		\$179.60	<b>BLADE STOP SPACER</b>	
615F55	Unitrol®/HO for Dr. wdth. 42"-48"	\$106.30	597F92 1/2" Spacer block	\$21.70	
691F96	Heavy-duty offset arm (A13)		597F93 5/8" Spacer block	\$35.80	
754F16	DC6230, DC6430 pull side - arm only	\$82.00	<b>SCREW PACKETS 600, 689, 690, 691, 693, 696</b>		
754F10	DC6230, DC6430 - track only (hold-open)	\$243.20	691F93 Standard Screw Pack	\$10.30	
754F09	DC6230, DC6430 - track only (non hold-open)	\$160.60	691F94 Standard Screw Pack w/ Sex Nuts	\$17.40	
754F44	DC6230, DC6430 pull side track assembly, non-hold open	\$345.20	468F34 SNB for 1-3/4" door	\$9.60	
754F45	DC6230, DC6430 pull side track assembly, hold open	\$431.00	691F89 Torx® Screw Pack	\$23.40	
754F12	DC6240, DC6440 push side track & arm (non hold open)	\$240.00	691F90 Torx Screw Pack with Sex Nuts	\$27.40	
	754F14 DC6240, DC6440 - track only (non hold-open)		597F24 Torx® tool kit	\$168.30	
754F13	DC6240, DC6440 track & arm (hold-open)	\$326.00	754F43 Screw pack (push or pull track)	\$15.20	
754F15	DC6240, DC6440 - track only (hold-open)	\$243.20	<b>PAINT (PER CAN)</b>		
691F72	Deep reveal arm (7-1/4" max), consists of:	\$97.00	597F94 Silver Aluminum - 689	\$45.60	
	688F99 main arm and arm tube assy	\$68.00	597F95 Dark Bronze - 690		
	691F75 rod & shoe assembly	\$11.90	597F96 Light Bronze - 691		
			597F97 Satin Brass - 696		

## CLOSER PARTS

PART NO.	DESCRIPTION	LIST PRICE
<b>CLOSER BODIES</b>		
754F21	Closer body for DC8200	\$401.00
754F26	Closer body for DC8200 x M71	\$439.00
<b>ARMS</b>		
688F95	Regular arm, consists of:	\$108.00
	688F99 main arm & tube assembly	\$68.00
	688F98 rod & shoe assembly	\$29.00
	688F92 hex screw pkg.	\$11.00
688F77	Regular arm with hold-open (A1), consists of:	\$158.00
	691F92 main arm & rod assy	\$63.00
	540F40 hold open bracket assembly	\$95.00
689F02	Heavy-duty parallel arm (A3)	\$160.00
689F01	Heavy-duty parallel arm with hold-open (A2)	\$180.00
597F52	Heavy-duty regular arm (A10)	\$160.00
689F03	Heavy-duty parallel arm with backstop (A4)	\$168.00
689F04	Heavy-duty parallel arm with backstop & hold-open (A5)	\$155.30
615F52	Unitrol® - Dr. width 28"-32" (A11)	\$159.60
615F54	Unitrol® - Dr. width 33"-41" (A11)	
615F56	Unitrol® - Dr. width 42"-48" (A11)	
615F51	Unitrol® w/ Hold Open - Dr. width 28"-32" (A12)	\$179.60
615F53	Unitrol® w/ Hold Open - Dr. width 33"-41" (A12)	
615F55	Unitrol® w/ Hold Open - Dr. width 42"-48" (A12)	
691F96	Heavy-duty offset arm (A13)	\$106.30
692F04	Heavy duty friction hold open, RH (A14)	\$97.70
692F05	Heavy duty friction hold open, LH (A14)	\$97.70
754F09	Pull side track only, non-hold open	\$160.60
754F10	Pull side track only, hold open	\$243.20
754F12	Push side track & arm, non-hold open	\$240.00
754F13	Push side track & arm, hold open	\$326.00
754F14	Push side track only, non-hold open	\$160.60
754F15	Push side track only, hold open	\$243.20
754F16	Slide track assembly (non-hold open or hold open)	\$82.00
691F72	Deep reveal arm (7 1/4" max) consists of:	\$97.00
	688F99 main arm and arm tube assy	\$68.00
	691F75 rod & shoe assembly	\$11.90
691F74	Deep reveal arm with hold-open (7 1/4" max), consists of:	\$129.80
	691F95 main arm & rod assy- deep reveal	\$28.20
	540F40 hold open bracket assy.	\$95.00
615F58	Reinforcing bracket	\$30.40
615F59	Deep reveal reinforcing kit	\$40.90
615F60	Flush partition bracket	\$29.40

PART NO.	DESCRIPTION	LIST PRICE
<b>BRACKET</b>		
754F18	Quik-Install™	\$17.40
188F41	Parallel arm	\$5.20
509F49	Parallel arm with hold-open	\$35.80
188F63	Parallel arm for flush transom	\$35.80
188F62	Parallel arm offset	\$23.90
244F17	Regular arm mortise	\$43.80
447F14	Angle support	\$35.80
499F30	Heavy duty parallel arm flush transom bracket	\$22.80
<b>COVERS</b>		
754F84	Full ABS cover	\$30.00
754F22	Full metal cover RH/LHR	\$54.30
754F23	Full metal cover LH/RHR	
754F17	Cover screw pack	\$4.10
<b>DROP PLATES</b>		
754F20	For DC8200 (regular)	\$76.00
754F24	For DC8200 (with concealed holder)	\$76.00
	For DC8220 (top jamb)	
754F25	For DC8210 (parallel)	\$76.00
	For DC8230 (pull side track)	
	For DC8240 (push side track)	
<b>BLADE STOP SPACER</b>		
597F92	1/2" Spacer block	\$21.70
597F93	5/8" Spacer block	\$35.80
<b>SCREW PACKETS</b>		
754F37	Standard screw pack	\$10.90
754F29	Standard screw pack (includes sex nuts)	
754F30	SNB for 1-3/4" door	\$14.10
754F38	Torx® screw pack	\$34.80
754F34	Torx screw pack (includes sex nuts)	
597F24	Torx® tool kit	\$4.70
754F35	Main arm screw & washer	
<b>RETROFIT PLATES</b>		
754F36	To Replace DC6000 (Reg. Arm)	\$80.30
754F46	To Replace DC6000 (Par. Arm or Top Jamb)	\$80.30

PART NO.	DESCRIPTION	LIST PRICE	PART NO.	DESCRIPTION	LIST PRICE
<b>DC62900 SERIES ELECTROMECHANICAL CLOSERS</b>			<b>DC46920 SERIES ELECTROMECHANICAL DOOR HOLDER AND CLOSER</b>		
689F12	DC6000 Closer Body	\$361.50	494F77	Arm Assembly "Pull side"	\$166.10
188F03	Quik-Install Bracket	\$16.30	494F76	Arm Assembly "Push side"	
597F78	Full Cover	\$34.80	494F74	Holder - 120VAC	\$352.90
603F55	Full Metal Cover RH	\$40.20	494F75	Holder - 24VAC/DC	\$352.90
603F57	Full Metal Cover LH	\$40.20	494F72	Holder cover - Non Detector	\$134.60
692F24	Standard Arm Assembly	\$79.30	494F86	System plug - 120VAC/24VAC	\$81.50
692F25	Adjusting Head and Tube Assembly	\$98.80	494F92	System plug - 24VDC	
692F14	Slide Assembly	\$84.60	494F93	Wire harness - 120VAC/24VAC	\$66.50
692F15	Arm Stud Clip	\$7.50	494F94	Wire harness - 24VDC	
692F16	Track Assembly End Cap	\$6.20			
692F17	Solenoid Block Assembly, 24V	\$253.00			
692F19	Adjusting Rod Assembly	\$41.20			
692F20	Arm Stud	\$5.00			
692F21	Retaining Ring	\$2.40			
692F23	Arm Length Adjusting Screw	\$1.60			
754F02	Double Egress Arm, RH	\$144.40			
754F03	Double Egress Arm, LH	\$144.40			
754F04	Adjusting Head and Tube Assembly, RH	\$96.70			
754F05	Adjusting Head and Tube Assembly, LH	\$96.70			
754F52	Track Assy. (Hinge Side) Master or support units	\$314.80			
754F53	Track Assy. (Stop Side) Master or support units				
754F54	Hook-Up Board, Master or Support, 24V	\$103.20			
754F55	Hook-Up Board, Master or Support, 120V	\$154.20			
754F56	Hook-Up Box, Master unit, 24V, push side	\$273.60			
754F57	Hook-Up Box, Master unit, 120V, push side				
754F58	Hook-Up Box, Support unit, 24V, push side	\$262.80			
754F59	Hook-Up Box, Support unit, 120V, push side				
754F61	Hook-Up Box, Master unit, 24V, pull side	\$273.60			
754F62	Hook-Up Box, Master unit, 120V, pull side				
754F63	Hook-Up Box, Support unit, 24V, pull side	\$273.60			
754F64	Hook-Up Box, Support unit, 120V, pull side				
754F66	Fuse	\$15.20			
754F71	Hook-Up Box Cover Kit (included cover & screws), Master	\$273.60			
754F72	Hook-Up Box Cover Kit (included cover & screws), Support	\$46.70			
754F73	Smoke Detector Board	\$407.20			

PART NO.	DESCRIPTION	LIST PRICE
<b>Access 800° ACZ Series</b>		
794F509	Gaskets Exit device - Reader	\$10.00
794F519	Gaskets Exit device trim	\$10.00
794F529	Gaskets Cylindrical lock	\$13.00
794F539	Gaskets Mortise lock	\$13.00

Part Number	Page	Part Number	Page	Part Number	Page	Part Number	Page	Part Number	Page
756567	342	120F768	364	144F33	369	184F948	377	217F432	341
019F117	370	120F768	368	144F34	369	184F97*	377	217F44	342
019F137	369	120F768	368	144F888	370	185F558	377	217F44	343
021F688	342	120F768	370	145F328	370	186F23	377	217F442	341
021F718	342	121F012	342	145F543*	377	186K75	340	217L13	358
022F723	370	121K10	340	146K80	340	187F213	377	217L13	364
022F80	369	121K11	340	147F078	369	187F887	377	217L13	366
025F722	342	122F188	377	147F838	377	187F897	377	217L13	368
025F858	364	122F248	377	147F849	377	188F03	384	217L13M016	362
025F858	366	122F413	377	147F878	377	188F03	384	217L13M016	364
026F757	341	122F508	377	147F888	377	188F03	385	217L13M016	367
041F478	342	122F518	377	148F157	377	188F03	387	217L13M016	368
060F053	370	122F568	377	148F17	377	188F41	384	217L13M016 Fin*	362
060F338	369	122F578	377	148F228	377	188F41	384	217L13M018	362
060F428	369	122F593	377	148F367	377	188F41	385	217L13M018	364
067F428	369	122F608	377	148F448	377	188F41	386	217L13M018	367
070F428	369	122F618	377	154F966	377	188F62	384	217L13M018	368
070F438	369	122F639	377	156F43	369	188F62	384	217L13M018 Fin*	362
071F628	369	122F643*	377	156F648	370	188F62	385	217L13M020	362
071F638	369	123F22	376	156F658	370	188F62	386	217L13M020	364
071F673	370	123F538	377	156F837	369	188F63	384	217L13M020	367
077F198	381	123F538	382	157F11	369	188F63	384	217L13M020	368
078F078	369	129F499	377	158F062	342	188F63	385	217L13M020 Fin*	362
078F088	369	129F848	342	158F528	377	188F63	386	217L13M022	362
079F00	345	129F848	377	158F538	377	188F65	385	217L13M022	364
079F02	345	131F278	369	158F548	377	188F738	370	217L13M022	367
081F778	369	134F05	343	158F558	377	188F758	370	217L13M022	368
082L67	370	134F05	377	159F367	341	193K09	340	217L13M022 Fin*	362
083L96M032	370	135F108	342	164F329	377	193K10	340	217L13M024	362
083L96M034	370	135F192	342	166F347	377	193K11	340	217L13M024	364
083L96M036	370	138F888	369	168F818	370	194F228	369	217L13M024	367
083L96M040	370	140F528	377	171F468	341	195K68	340	217L13M024	368
083L96M048	370	140F978	369	171F798	369	197F347	342	217L13M024 Fin*	362
092F789	370	141F418	377	171F896	377	197F357	342	217L13M028	362
095F351	377	141F84*	377	171F909	377	197F527	341	217L13M028	364
102F198	370	141F86*	377	172F217	341	197K51*	340	217L13M028	367
102F278	370	141F87*	377	173F446	377	198F71	369	217L13M028	368
102F378	370	141L548	377	173F456	377	200F168	378	217L13M028 Fin*	362
103F448	370	141L59	377	173F698	377	201F188	370	217L13M032	362
103F458	370	142F16*	377	173F728	377	206F53	354	217L13M032	364
114F678	370	142F43	376	173F798	342	206F578	359	217L13M032	367
118F299	354	142F44*	377	173F798	342	207F558	377	217L13M032	368
118F299	375	143F248	377	174F797	377	207F64*	377	217L13M032 Fin*	362
118F488	348	143F25	377	174F807	377	207F68*	377	217L13M036	362
120F558	377	143F265	377	175F518	377	207F69*	377	217L13M036	364
120F768	358	143F42*	377	176F653	376	209F55*	377	217L13M036	367
120F768	362	143F43*	377	183F74	377	213F107	377	217L13M036	368
120F768	362	143F52*	377	183F75	377	213F117	378	217L13M036 Fin*	362
120F768	364	143F833	377	183F857	376	217F422	341	217L13M040	362
120F768	366	144F298	370	184F57	377	217F43	342	217L13M040	364
120F768	346	144F308	370	184F825	377	217F43	343	217L13M040	367

Part Number	Page	Part Number	Page	Part Number	Page	Part Number	Page	Part Number	Page
217L13M040	368	236L72036	346	253F118	378	269F608	378	303F18	355
217L13M040 Fin*	362	236L72040	346	253F758	342	269F73	376	303F19	355
217L13M044	362	236L72044	346	253K66	340	269F74	376	303F20	355
217L13M044	364	236L72048	346	253K67	340	269F75	376	303F242	370
217L13M044	367	236L73014	347	254F73	378	269F76	376	303F25	343
217L13M044	368	236L73018	347	255F41*	378	269F808	359	304F337	376
217L13M044 Fin*	362	236L73020	347	255F53	343	269F91*	378	304F347	376
217L13M048	362	236L73022	347	255F54	344	269F92*	378	304F657	379
217L13M048	364	236L73024	347	261F118	370	270F01*	378	304F667	379
217L13M048	367	236L73028	347	261F288	384	270F02*	378	305F07	379
217L13M048	368	236L73032	347	261F298	370	270F11*	378	305F318 Fin	359
217L13M048 Fin*	362	236L73036	347	261F298	378	270F13	382	305F728	379
219F808	370	236L73040	347	261F308	382	270F15	343	305F738	379
219F888	342	236L73044	347	261F318	378	281F272	342	306F068	379
219F888	342	236L73048	347	261F54	378	282F325	378	306F078	379
220F498	378	236L74014	347	261F658	378	282F357	378	306F158	379
220F718	359	236L74018	347	261F95	385	283F81	370	306F208	379
220F722	378	236L74020	347	262F901	378	284F67*	378	306F228	379
220F75	378	236L74022	347	264F698	351	284F68*	379	310F488	342
220F778	378	236L74024	347	264F958	378	284F69*	379	314F528	379
220F827	378	236L74028	347	267F348*	382	284F70*	379	314F718	379
220F848	378	236L74032	347	267F97	343	284F78	379	314F887	341
220F85*	378	236L74036	347	268F647	378	284F79	379	314F987	341
221F948*	378	236L74040	347	268F848	378	284F977	379	314F997	342
222F71*	378	236L74044	347	268F878	378	286F507	369	315F93 Fin	362
222F85	370	236L74048	347	269F048	378	286F91	379	315F93 Fin*	362
223F29	370	236L75M020	370	269F058	378	286F92	379	315F94 Fin	362
224F008*	367	240L08018	370	269F08	378	287F608	370	315F94 Fin*	362
224F348	378	240L08020	370	269F098	354	287F968	379	318F64	347
224F392	378	240L08022	370	269F31	378	291F498	379	318F65	347
224F448	378	240L50	376	269F32	378	291F578	379	318F66	347
224F508	378	240L51	376	269F33	378	292F413*	379	318F67	347
225F998	378	242F482	370	269F34	378	292K95	340	318F68	347
228F188	378	242F508	370	269F35	378	292K96	340	318F69	347
228F348	370	243F769	378	269F36	378	292K97	340	320F442	342
228F497	378	243F798	378	269F378	378	292K98	340	320F442	370
228F517	378	243F808	378	269F393	378	292K99	340	321F23	382
228F528	378	243F85	378	269F403	378	293F183	379	321F24	382
228F548	354	244F17	384	269F413	378	293K00	340	321F24*	381
228F558	378	244F17	384	269F42	378	293K01	340	321F907	379
228F687	378	244F17	385	269F468	378	293K02	340	328F80	382
228F808	378	244F17	386	269F479	378	293K03	340	329F75	379
228F817	378	244F647	370	269F488	378	293L14	370	329F76	379
228F847	378	245K37	340	269F499	378	294F052	342	330F10	384
236L72014	346	249F33*	378	269F528	378	300F688	355	333F519	379
236L72018	346	249F768	370	269F538	378	300F71	376	333F998	342
236L72020	346	249F773	370	269F549	378	301F567	369	333F998	342
236L72022	346	250F088	342	269F559	378	301F598	344	334F128	342
236L72024	346	250F088	342	269F569	378	301F618	344	334F238	342
236L72028	346	251F198	370	269F578	378	301F628	344	334F238	342
236L72032	346	252F82	343	269F587	378	301F658	344	334F99	381

Part Number	Page	Part Number	Page	Part Number	Page	Part Number	Page	Part Number	Page
334F998	345	351F72	379	370F568	379	392F05*	380	402F99*	381
334K00	340	351F73	379	370F638	379	392F088	380	403F035	380
334K01	340	351F797	379	376F37*	377	392F10	380	403F30*	380
335F988	370	351F807	379	376F42	379	392F11	380	403F302 Fin	359
340F279	354	351F823	379	377F308	352	392F148	380	403F568	346
340L60020	347	351F833	379	377F80	350	392F22	376	403F668	346
340L60022	347	351F849	379	378F745	379	392F23*	380	403F677	345
340L60024	347	351F85*	379	378K18	340	392F237*	380	404F858	346
340L60028	347	351F867	379	379F25	379	392F24	376	404F868	345
340L60032	347	351F873	379	379F26	379	392F279	380	405F428	380
340L60036	347	351F883	379	379F805	342	392F28	376	405F458	380
340L60040	347	351F897	379	381F30	369	392F29	376	405F476	380
340L60044	347	351F907*	379	382F636	379	392L19*	380	405F496	380
340L60048	347	351F988	379	382F686	379	392L20 x 547	380	405F772	370
340L61020	347	352F021	379	382F698	380	392L20 x 568	380	405L138018	347
340L61022	347	352F038	379	382F729	380	393L13M672*	380	405L138020	347
340L61024	347	352F042	376	382F78/8	380	393L13M672*	381	405L138022	347
340L61028	347	352F05	376	382F798	380	393L14 x 672	380	405L148018	347
340L61032	347	352F068	379	382F808	380	394F198	370	405L148020	347
340L61036	347	352F07*	379	382F818	380	397F918	380	405L148022	347
340L61040	347	353F868	342	382F828	380	398F698	380	406F438	342
340L61044	347	354F198	342	382F858	380	398F89	380	407K63	340
340L61048	347	361F308	379	382F865	380	398F919	380	407K64	340
340L62020	347	361F913	376	382F878	380	398F948	380	407K65	340
340L62022	347	362F153	342	382F888	380	398F957	380	407T314097 2L	341
340L62024	347	362F153	370	382F956	380	398F997	380	407T314125 3L	341
340L62028	347	362F432	342	382F986	380	399F00*	380	407T314153 4L	341
340L62032	347	362F498	379	383F82	350	399F027	380	407T324097 2R	341
340L62036	347	362F918	379	384F03	354	399F057	380	407T324125 3R	341
340L62040	347	364F228	379	384F11	350	399F067	380	407T324153 4R	341
340L62044	347	364F272	379	385F545	382	399F077	380	407T334097 2S	341
340L62048	347	364F288	379	386F158	380	399F108	380	407T334125 3S	341
340L63020	347	364F308	379	386F453	383	399F12*	380	407T334153 4S	341
340L63022	347	364F36*	379	387F218	382	399F13*	380	407T414242 2L	341
340L63024	347	364F37*	379	387F248	382	399F178	381	407T414270 3L	341
340L63028	347	364F38*	379	387F278	382	399F188	380	407T414298 4L	341
340L63032	347	364F39*	379	387F308	382	399F21*	380	407T414326 5L	341
340L63036	347	365F003	379	387F638	382	399F22*	380	407T414354 6L	341
340L63040	347	365F013	379	387F668	382	399F23*	380	407T424242 2R	341
340L63044	347	365F033	379	387F698	382	399F25*	380	407T424270 3R	341
340L63048	347	365F958	342	387F728	382	399L11 x 563	380	407T424298 4R	341
341F318	379	365F958	342	389F54*	380	402F29	345	407T424326 5R	341
342F032	370	365F98*	379	389F62	380	402F30	345	407T424354 6R	341
342F052	369	366F70	344	391F575	383	402F31	345	408F258	381
349F068	379	368F918	342	391F658	344	402F33	345	408K45	340
351F50*	379	368F918	342	391F658	352	402F34	345	409K12*	340
351F51*	379	370F29	343	391F882*	380	402F35	345	410F13*	380
351F528	379	370F31	343	391F948	380	402F617	346	410F14*	380
351F553	379	370F33	344	391F968*	380	402F738	345	410F20*	380
351F56*	379	370F35	344	391F99*	380	402F983	381	411F964	380
351F57*	379	370F558	379	392F02	380	402F99*	380	411F987	380

Part Number	Page	Part Number	Page	Part Number	Page	Part Number	Page	Part Number	Page
411L62	376	427F36	349	439F26	348	466F279	370	480F68	367
411L62M016	347	427F37	349	439F27	348	466F40	348	480F688 Fin	362
411L62M018	347	427F39	349	439F33	355	466F41	348	480F69	370
411L62M020	347	427F43	349	439F34	355	466F42	348	480F70	370
411L63	376	427F45	349	439F35	355	466F45	348	480F708	370
411L63M016	347	427F47	349	442F952	369	466F46	348	481K19	340
411L63M018	347	428F32	348	444K87	340	466F47	348	481K28	340
411L63M020	347	428F33	348	444K88	340	466F50	348	482F37	348
412F037	380	428F34	348	444K89	340	466F51	348	482F442	381
412F067	380	429F08	346	444K94	340	466F52	348	482F49*	381
412F078	380	429F317	354	444K96	340	466F73	348	482F73*	381
412F087	380	429F41	346	444K97	340	466F74	348	482F798	382
412F091	380	429F41	372	444K98	340	466F75	348	483F118	352
412F117	380	430F47	351	444K99	340	467F01*	355	483F30	348
412F133*	380	432F86	355	445F318	355	467F338	370	483F34	348
412F157	381	433F48	350	445F38	352	467F345	370	483F35	348
412F167	381	433F49	350	445F41	355	467F358	370	483F36	348
412F451	381	433F76	355	445F43	352	467F36	370	483F79	354
415F16	369	433F77	355	445F82	354	467F378	370	483F80	354
415K73	340	433F78	355	445F83	354	467F733	376	483F81	354
415K74	340	433F978	381	445F84	354	467F942	381	483F82	354
416F355	376	433F988	381	445F85	355	467F952*	381	483F83	354
416F38	370	434F008	381	445F869	354	468F022*	381	483F84	354
416F39	343	434F028	381	446F208	382	468F032*	381	483K01	340
416F49	346	435F00	351	446F21M	383	468F122	381	484F208	382
416F818	381	436F038	376	446F228	383	468F132	381	484F218	382
416F84	346	436F177	346	446F231	382	468F147	381	484F418	381
416K07	340	436F258	382	446F572	342	468F157	381	484F74	346
416K08	340	436F298	382	446F582	342	468F162	381	484F76	351
418F288	381	436F418	382	446K68	340	468F172	381	484F898	381
418F308	381	436F428	382	447F14	384	468F202*	381	484F90	350
418F352	381	436F438	382	447F14	384	468F212*	381	485F74	349
418F368	381	436F448	382	447F14	385	468F246	381	486F83*	367
418F378	381	436F801	382	447F14	386	468F256	381	486F89*	367
420F128*	381	436F811	382	447F24	354	468F266	381	487F08	354
422F88	343	436F828	382	447F25	354	468F276	381	487K10	340
422L842144	370	436F838	382	447F41	343	468F305	383	487K11	340
422L848144	370	436F858	382	447F42	343	468F34	385	487K13	340
423F54	345	436L328557	382	447F43	343	468F355	381	487K15	340
423F55	345	437F16	348	447F43	372	468K87	340	487K17	340
423F57	345	437F26	348	447F44	344	469F67	382	487K19	340
423F58	345	437F28	348	447F45	344	469F68	382	487K21	340
423L71	370	437F40	348	447F46	344	480F128	381	487K38	340
424F428	376	437F41	348	449F828	382	480F13*	381	487L048697	383
424F438	376	437F42	348	463F918	376	480F188	381	487M048589	376
424F528	376	438F37	348	463F928	383	480F198	381	487M048589	383
424F838	370	438F38	348	464F028	381	480F208	381	488F00	351
425F868	345	438F418	342	464F915	381	480F28*	381	488F01	351
426F52	349	438F428	342	464K97	340	480F30*	381	488F03	350
427F06	348	438F90	351	465F57	346	480F33*	381	488F04	350
427F078	348	439F25	348	466F229	346	480F375	381	488F05	350



Part Number	Page	Part Number	Page	Part Number	Page	Part Number	Page	Part Number	Page
488F07	350	498F87	352	526F527	383	545F88	349	564K60	340
488F088	342	498F928	355	526F533	383	546F978	341	565F048	346
488F088	348	499F30	385	526L518540	382	549F352	369	566F50	375
488F09	346	499F30	386	526L928759	383	549F362	369	566F51	375
488F108	342	499F598	376	534F008	382	552F368	382	568F11	352
488F108	348	499F608*	381	534K25	340	552F416	382	568F12	352
488F27	348	499F828	354	540F27	384	552F468	382	569F45	354
488F30	348	499F838	354	544F13	351	552F478	382	574F158	344
488F31	348	499F848	354	544F14	351	552F598	382	574F258	368
488F32	348	499F868	354	544F38	351	552F608	382	574F268	368
488F928	342	499F878	354	544F40	351	553F484	341	574F29	368
488F928	342	499F888	354	544F41	351	553F492	341	574F29 x574F25	368
488K84	340	499F908	354	544F42	351	553F502	341	574F29 x574F26	368
488K85	340	499F918	354	544F43	350	556F558	367	574F30	368
488K98	340	499F928	354	544F44	351	557F29	350	574F30 x574F25	368
488K99	340	502F10	352	544F45	351	557F928	382	574F30 x574F26	368
489F882	369	502F27	352	544F46	350	557F938	382	574F55	368
489F892	369	502F62	352	544F76	349	557F948	382	574F56	368
489K49	340	502F75	376	544F77	349	557F958	382	574K05	340
492F195	381	502F96	376	544F79	349	558F528	382	574K07	340
492F20	382	503F15	352	544F80	349	559K94	340	578F435	360
492F21	382	503F52	376	544F82	349	559K95	340	578F435	383
492F59	382	503F533	376	544F83	349	561F29	381	579F11	368
492K90	340	503F533	381	544F84	349	562F402	342	579K14	340
492K91	340	503F557	381	544F85	349	562F422	342	580F38	368
492K92	340	503F567	381	544F87	349	563F885	360	580F387	368
493F297	341	506F57	344	544F88	349	563F885	383	580K99	340
493F31	354	507F01	352	544F89	349	563F895	360	581F96	355
493F34	354	509F49	384	544F91	349	563F895	383	582F112	369
493F76	340	509F49	384	544F92	349	563F905	360	582F122	369
493F77	340	509F49	385	544F93	349	563F905	383	582F132	369
493F78	340	509F49	386	544F94	350	563F945	360	582F142	369
494F72	387	511F51	348	544F95	350	563F945	383	584F46	354
494F74	387	511F52	348	544F96	350	563F955	360	585F312	342
494F75	387	511F73	352	544F97	350	563F955	383	585F312	342
494F76	387	518F067	383	544F98	350	563F965	360	585F327	341
494F77	387	518K73	340	544F99	350	563F965	383	585F367	342
494F86	387	518K74	340	545F00	350	564F115	382	585F377	342
494F92	387	518K75	340	545F42	350	564F128	382	585F387	342
494F93	387	518K76	340	545F43	350	564F345	382	585F397	341
494F94	387	518K77	340	545F44	350	564F378	382	585F407	342
496F32	369	519F09	355	545F45	350	564F408	382	585F705	360
496F33	369	519F10	355	545F79	349	564F438	382	585F705	383
496F34	369	519F11	355	545F80	349	564F688	382	585F715	360
496F68	382	519F12	355	545F81	349	564F888	382	585F715	383
496F69	382	522F932	342	545F82	349	564F898	382	585F72	383
496F718	370	523F038	382	545F83	349	564F908	382	585F729	361
497F528	354	523K21	340	545F84	349	564F918	382	585F76 Fin	362
498F84	355	525F998	382	545F85	349	564K52	340	585F762	363
498F85	355	526F168	382	545F86	349	564K53	340	585F762	365
498F86	352	526F321	382	545F87	349	564K59	340	585F77 Fin	362

Part Number	Page	Part Number	Page	Part Number	Page	Part Number	Page	Part Number	Page
585F772	363	586L19M036	362	597F95	384	600F04	365	601F26	361
585F772	365	586L19M036	367	597F95	385	600F05	363	601F283 Fin	362
585F78 Fin	362	586L19M036	368	597F96	384	600F05	365	601F69	361
585F79 Fin	362	586L19M036 Fin*	362	597F96	385	600F06	363	601F829	361
585F792	365	586L19M040	362	597F97	384	600F06	365	601F829	362
585K24	340	586L19M040	367	597F97	385	600F07	363	602F151	382
585K25	340	586L19M040	368	598F20	361	600F07	365	602F171	382
585K26	340	586L19M040 Fin*	362	598F21	361	600F08	363	602F181	382
585K27	340	586L19M044	362	598F22	361	600F08	365	602F198	345
585K46	340	586L19M044	367	598F59 Fin	362	600F09	363	603F207	341
586F16	361	586L19M044	368	598F592	364	600F09	365	603F55	385
586F17	361	586L19M044 Fin*	362	598F592	366	600F10	363	603F55	387
586F18	361	586L19M048	362	598F809	364	600F10	365	603F57	385
586F51 Fin	362	586L19M048	367	598F809	366	600F11	363	603F57	387
586F512	366	586L19M048	368	598F815	364	600F11	365	603F64	382
586F80	361	586L19M048 Fin*	362	598F815	366	600F12	363	604F228	364
586F81	361	596F548	361	598F825	364	600F12	365	604F228	366
586F82	361	596F548	362	598F825	366	600F13	363	604F228	367
586F86	361	596F618	367	598F835	364	600F13	365	604F228 Fin	359
586F87	361	596F618 Fin	362	598F835	366	600F14	363	604F228 Fin	362
586F88	361	596F628	367	598F905	364	600F14	365	604F238	367
586L19	358	596F628 Fin	362	598F905	366	600F415	360	604F238 Fin	362
586L19	366	596F638	367	599F275	364	600F415	383	604F248	367
586L19M016	362	596F66	361	599F275	366	600F425	360	604F248 Fin	362
586L19M016	367	596F67	361	599F91	363	600F425	383	604F258	367
586L19M016	368	596F68	361	599F91	365	600F62	363	604F268	364
586L19M016 Fin*	362	596F825	360	599F92	363	600F62	365	604F268	366
586L19M018	362	596F825	383	599F92	365	600F63	363	604F268	367
586L19M018	367	596F879	342	599F93	363	600F63	365	604F268 Fin	362
586L19M018	368	596K29	340	599F93	365	600F64	363	604F278	367
586L19M018 Fin*	362	596K30	340	599F94	363	600F64	365	604F278 Fin	362
586L19M020	362	596K31	340	599F94	365	600F65	363	604F288	367
586L19M020	367	596K32	340	599F95	363	600F65	365	604F288 Fin	362
586L19M020	368	597F24	384	599F95	365	600F66	363	604F298	367
586L19M020 Fin*	362	597F24	385	599F96	363	600F66	365	605F42	348
586L19M022	362	597F24	386	599F96	365	600F67	363	605F768	370
586L19M022	367	597F35	384	599F97	363	600F67	365	605F778	370
586L19M022	368	597F52	384	599F97	365	600F68	363	605F90	369
586L19M022 Fin*	362	597F52	385	599F98	363	600F68	365	606F018	370
586L19M024	362	597F52	386	599F98	365	600F69	363	606F028	370
586L19M024	367	597F58	385	599F99	363	600F69	365	606F038	369
586L19M024	368	597F59	385	599F99	365	600F70	363	606K73	340
586L19M024 Fin*	362	597F78	384	600F00	363	600F70	365	606K74	340
586L19M028	362	597F78	385	600F00	365	600F71	363	606K75	340
586L19M028	367	597F78	387	600F01	363	600F71	365	606K76	340
586L19M028	368	597F92	385	600F01	365	600F72	363	606K77	340
586L19M028 Fin*	362	597F92	386	600F02	363	600F72	365	606K78	340
586L19M032	362	597F93	385	600F02	365	600F73	363	606K79	340
586L19M032	367	597F93	386	600F03	363	600F73	365	607F919	342
586L19M032	368	597F94	384	600F03	365	601F24	361	609F36	343
586L19M032 Fin*	362	597F94	385	600F04	363	601F25	361	609F36	372

Part Number	Page	Part Number	Page	Part Number	Page	Part Number	Page	Part Number	Page
609F37	343	616F088	354	650F07	371	650F718	373	651F828	375
609F37	372	616F12	346	650F08	371	650F728	373	651F838	375
609F38	343	622F308	360	650F095	373	650F738	373	651F848	375
610F01	343	622F308	363	650F105	373	650F778	371	651F858	375
610F01	372	622F308	365	650F11	371	650F798	371	651F868	375
610F02	343	622F68	381	650F12	371	650F808	373	651F878	375
610F49	340	622F698	342	650F13	371	650F818	373	651F888	375
610K46	340	622F728	342	650F14	371	650F828	372	651F898	375
610K48	340	624F427	346	650F15	371	650F878	372	651F928	375
610L43	370	624F439	346	650F16	371	650F888	372	651F938	375
610L44	370	624F449	346	650F189	371	650F93	371	651F948	375
612K88	340	624F455	346	650F21	371	650F959	372	651F965	375
612K90	340	624F478	346	650F228	371	650F968	371	651F988	375
612K91	340	624F488	345	650F238	371	650F978	372	652F048	375
612K93	340	624F49	345	650F248	371	650F998	371	652F058	375
612K94	340	624F53	345	650F279	372	650L65	372	652F068	375
613F029	369	628F107142	341	650F279	382	650L657020	372	652F098	375
613F102	369	628F107171	341	650F288	372	651F00	374	652F108	375
613F112	369	628F107236	341	650F318	372	651F01	374	652F118	375
613F122	369	628F825	342	650F358	371	651F04	374	652F128	375
613F132	369	628F835	342	650F368	371	651F06	374	652F138	375
613F142	369	628F892	341	650F378	371	651F08	374	652F148	375
613F152	369	628F912	341	650F388	371	651F09	374	652F158	375
613F162	369	628F922 x Fin	341	650F398	371	651F10	374	652F218	375
613F172	369	628F932	342	650F408	371	651F362	375	652F228	375
613F222	369	628F932	343	650F418	371	651F372	375	652F239	375
613F232	369	628F962	341	650F428	371	651F389	375	652F298	372
613F242	369	628K852 x Fin	340	650F438	371	651F398	375	652F57	373
613F252	369	628K872 x Fin	340	650F448	371	651F408	375	652F58	373
613F352	369	628K882 x Fin	340	650F458	371	651F418	375	652F58	374
613F422	369	628K902 x Fin	340	650F468	371	651F425	375	652F59	373
613F432	369	628K952 x Fin	340	650F489	373	651F438	375	652F59	374
615F51	385	628K972 x Fin	340	650F498	373	651F448	375	652F60	373
615F51	386	628K992 x Fin	340	650F508	372	651F478	375	652F61	373
615F52	385	629F062 x Fin	341	650F518	372	651F498	375	652F61	374
615F52	386	629F072 x Fin	341	650F528	371	651F508	375	652F62	373
615F53	385	629K002 x Fin	340	650F538	372	651F538	375	652F62	374
615F53	386	629K012 x Fin	340	650F548	373	651F545	375	652F63	373
615F54	385	629K022 x Fin	340	650F558	373	651F568	375	652F64	373
615F54	386	629K032 x Fin	340	650F568	373	651F578	375	652F64	374
615F55	385	629K042 x Fin	340	650F578	372	651F587	375	652F65	373
615F55	386	630F482 x Fin	341	650F588	371	651F608	375	652F65	374
615F56	385	630F494	341	650F598	371	651F618	375	652F66	373
615F56	386	630K472 x Fin	340	650F60 fin	373	651F628	375	652F67	373
615F58	385	631F248	360	650F62	372	651F638	375	652F67	374
615F58	386	649F99 fin	371	650F63	372	651F648	375	652F68	373
615F59	385	650F00	371	650F64	371	651F655	375	652F68	374
615F59	386	650F03	371	650F678LR	372	651F675	375	652F69	373
615F60	385	650F04	371	650F678RR	372	651F708	375	652F70	373
615F60	386	650F05	371	650F698LR	372	651F738	375	652F70	374
616F078	354	650F06	371	650F698RR	372	651F758	375	652F71	373

Part Number	Page	Part Number	Page	Part Number	Page	Part Number	Page	Part Number	Page
652F71	374	653F56	373	655F548	375	671F02	353	681F368	345
652F72	373	653F56	374	655F698	375	671F03	353	681F378	345
652F73	373	653F57	373	655F708	375	671F04	353	681F40	345
652F73	374	653F57	374	655F718	372	671F05	353	681F41	345
652F74	373	653F59	373	656F408	372	671F06	353	681F448	346
652F74	374	653F59	374	656F41	372	671F07	353	681F489	345
652F75	373	653F60	373	656F44	373	671F08	353	681F608	371
652F76	373	653F60	374	656F45	373	671F09	353	681F618	371
652F76	374	653F61	373	656F46	373	671F10	353	681F62	371
652F77	373	653F61	374	656F47	373	677F04	374	681F63	371
652F77	374	653F62	373	656F48	373	677F05	374	681F708	373
652F78	373	653F62	374	656F49	373	677F068	375	681F718	373
652F79	373	653F63	373	656F50	373	677F098	375	681F768	373
652F79	374	653F63	374	656F51	373	677F13	374	681F778	373
652F80	373	653F65	373	656F52	373	677F14	374	682F018	346
652F80	374	653F65	374	656F53	373	677F15	374	682F298	360
652F81	373	653F66	373	656F58	374	677F16	374	682F298	363
652F82	373	653F66	374	656F59	374	677F26	374	682F298	365
652F82	374	653F68	373	656F60	374	677F27	374	682F398	360
652F83	373	653F68	374	656F61	374	677F28	374	682F398	363
652F83	374	653F69	373	656F62	374	677F42	340	682F608	362
652F84	373	653F69	374	656F63	374	677F768LR 626	375	682F618	362
652F85	373	653F70	373	656F64	375	677F768RR 626	375	682F628	362
652F86	373	653F70	374	656F658	375	677F778LR 626	375	682F638	362
652F87	373	653F71	373	656F668	372	677F778RR 626	375	682F64 Fin	362
652F88	373	653F71	374	670F31	353	678F008LR	372	682F65 Fin	362
652F89	373	653F72	373	670F32	353	678F008RR	372	682F67 Fin	362
652F90	373	653F72	374	670F33	353	678F028	375	682F68 Fin	362
652F92	373	653F73	373	670F34	353	678F248	362	682F788	362
652F93	373	653F73	374	670F35	353	678F248	364	682F788	364
652F95	373	653F74	373	670F36	353	678F248	366	682F788	366
652F96	373	653F74	374	670F37	353	678F25	383	682F86 Fin	362
652F99	373	653F75	373	670F38	353	678F25 Fin	362	682F87 Fin	362
653F02	373	653F75	374	670F57	353	678F252	364	682F91	383
653F03	373	653F76	373	670F58	353	678F252	366	682F918	342
653F04	373	653F76	374	670F59	353	678F252 Fin	357	682F958	360
653F05	373	653L157014	372	670F60	353	678F498	362	682F958	363
653F08	373	653L163016	372	670F61	353	678F498	366	682F958	365
653F09	373	653L163020	372	670F62	353	678F548	345	682F969	360
653F10	373	653L183016	372	670F63	353	678F677	345	682F969	363
653F12	371	653L183020	372	670F64	353	679F818	364	682F969	365
653F13	371	654F07	343	670F65	353	679F818	369	684F055	346
653F14	371	654F08	343	670F66	353	680F348	355	684F068	346
653F50	373	654F208	372	670F67	353	680F358	355	684F098	346
653F50	374	654F218	372	670F68	353	680F368	355	684F108	346
653F53	373	655F028	375	670F69	353	680F645	342	684F119	346
653F53	374	655F15	372	670F70	353	680L50	366	684F129	346
653F54	373	655F16	372	670F71	353	680L51	366	684F147	346
653F54	374	655F17	372	670F72	353	680L52	366	684F42	372
653F55	373	655F488LR	372	670F73	353	681F30	345	684F427	372
653F55	374	655F488RR	372	670F74	353	681F31	345	684F44 Fin	362

Part Number	Page	Part Number	Page	Part Number	Page	Part Number	Page	Part Number	Page
684F448	364	687F568	345	689F15	385	692F14	384	695F244218 .218"	341
684F448	366	687F60	364	689F16	385	692F14	387	695F244234 .234"	341
684F45 Fin	362	687F60	368	689F17	385	692F15	384	695F244250 .250"	341
684F46 Fin	362	687F61	364	689F18	385	692F15	387	695F244265 .265"	341
684F528	362	687F61	368	689F19	385	692F16	384	695F244281 .281"	341
684F528	364	687F62	364	689F28	352	692F16	387	695F247139 .139"	341
684F528	366	687F62	368	689F30	352	692F17	387	695F247155 .155"	341
684F539	366	687F63	364	689F31	352	692F19	387	695F247171 .171"	341
684F559	345	687F63	368	689F33	352	692F20	387	695F247187 .187"	341
684F775	361	687F64	364	689F37	352	692F21	387	695F247202 .202"	341
684F775	366	687F64	368	689F39	352	692F23	387	695F247218 .218"	341
684F785	361	687F65	364	689F50	352	692F24	387	695F247234 .234"	341
684F785	366	687F65	368	689F52	352	692F25	387	695F247250 .250"	341
684F795	361	687F66	364	689F54	352	692F632	356	695F247265 .265"	341
684F795	366	687F66	368	689F58	352	692F642	356	695F247281 .281"	341
684F805	361	687F71	364	689F60	352	692F652	356	695F252031 .031"	341
684F805	366	687F71	368	689F62	352	692F662	356	695F252047 .047"	341
684F815	361	687F94	364	690F44	383	692F672	356	695F252063 .063"	341
684F815	366	687F94	368	690F827	346	692F752	356	695F252078 .078"	341
684F825	361	687F95	364	690F975	360	692F762	356	695F252094 .094"	341
684F825	366	687F95	368	690F985	361	692F862	356	695F252110 .110"	341
684F835	361	687F96	364	690F985	366	692F932	356	695F252126 .126"	341
684F835	366	687F96	368	691F52	385	692F942	356	695F252141 .141"	341
684F845	361	688F017	346	691F53	385	692F952	356	695F252157 .157"	341
684F845	366	688F038	346	691F54	385	692F962	356	695F252173 .173"	341
684F855	361	688F148	345	691F55	385	693F208	370	695F252189 .189"	341
684F855	366	688F177	346	691F56	385	694F312	356	695F252204 .204"	341
684F865	361	688F77	384	691F57	385	694F322	356	695F252220 .220"	341
684F865	366	688F77	384	691F72	385	694F332	356	695F252236 .236"	341
684F875	366	688F77	385	691F72	386	694F352	356	695F252252 .252"	341
684F885	361	688F77	386	691F74	385	694F392	356	695F252267 .267"	341
684F885	366	688F95	384	691F74	386	694F442	356	695F252283 .283"	341
685F387	346	688F95	384	691F78	385	694F482	356	695F252299 .299"	341
685F505	383	688F95	385	691F89	385	694F522	356	695F257031 .031"	341
685F515	383	688F95	386	691F90	385	694F562	356	695F257047 .047"	341
685F525	383	689F01	384	691F93	385	694F602	356	695F257063 .063"	341
685F535	383	689F01	385	691F94	385	694F682	356	695F257078 .078"	341
685F545	383	689F01	386	691F96	385	694F722	356	695F257094 .094"	341
685F555	383	689F02	384	691F96	386	694F76	374	695F257110 .110"	341
685F875	361	689F02	385	691F98	384	694F802	356	695F257126 .126"	341
686F858	360	689F02	386	691F99	384	695F042 x Fin	341	695F257141 .141"	341
686F858	363	689F03	384	692F00	385	695F052 x Fin	341	695F257157 .157"	341
686F858	365	689F03	385	692F01	385	695F075	360	695F257173 .173"	341
686F868	360	689F03	386	692F02	384	695F18	374	695F257189 .189"	341
686F868	363	689F04	384	692F02	385	695F22	382	695F257204 .204"	341
686F868	365	689F04	385	692F03	384	695F23	382	695F257220 .220"	341
686F88 Fin	362	689F04	386	692F03	385	695F244139 .139"	341	695F257236 .236"	341
686F882	366	689F12	385	692F04	385	695F244155 .155"	341	695F257252 .252"	341
687F538	345	689F12	387	692F04	386	695F244171 .171"	341	695F257267 .267"	341
687F548	345	689F13	385	692F05	385	695F244187 .187"	341	695F257283 .283"	341
687F558	345	689F14	385	692F05	386	695F244202 .202"	341	695F257299 .299"	341

Part Number	Page	Part Number	Page	Part Number	Page	Part Number	Page	Part Number	Page
696F05	383	700F168	355	706F015	375	712F465	361	714F365	360
696F318	382	700F218	345	706F038	371	712F475	361	714F375	360
696F39	355	700F228	345	706F048	371	712F485	361	714F425	360
696F42	342	700F258	346	706F058	371	712F495	361	714F455	360
696F42	343	700F278	345	706F068	371	712F505	360	714F485	361
696F472	341	700F367	355	706F078	371	712F515	360	714F495	361
696F499	341	700F378	355	706F088	371	712F525	360	714F545	361
696F502 x Fin	341	700F42	351	706F098	371	712F535	360	714F555	361
696F51	342	700F43	351	706F108	371	712F545	360	714F605	361
696F51	343	700F44	351	706F15	371	712F555	360	714F635	361
696F578	355	700F45	351	706F16	371	712F565	360	715F152	341
696F588	355	700F46	351	706F462	372	712F575	360	715F245	360
696F598	355	700F47	351	706F70	355	712F605	361	715F892	342
696K43	340	700F575	342	707F57	355	712F615	361	715K14	340
696K45	340	700F65	355	707F58	355	712F625	361	716K16	340
696K46	340	700F66	355	707F59	355	712F635	361	716K43	340
696K48	340	700F67	355	707F60	355	712F645	361	716K45	340
696K52	340	700F708	346	710F00M	372	712F655	361	716K46	340
697F338	372	700F748	346	710F318LR	372	712F665	361	716K48	340
697F348	372	700F80	351	710F318RR	372	712F675	361	720F43	345
697F358	372	700F81	351	710F328LR	372	712F685	360	720F46	345
697F368	372	700F82	351	710F328RR	372	712F695	360	730F778	372
697F50	342	700F83	351	710F338LR	372	712F705	360	733F05	374
697F50	343	700F84	351	710F338RR	372	712F715	360	733F41	374
697F507	341	700F86	351	710F618	362	712F725	360	733F42	374
697F862	371	700F87	351	710F628	362	712F735	360	733F43	374
697F942	360	700F907	345	710F658	362	712F745	361	733F44	374
697F942	363	700F957	346	710F668	362	712F755	361	733F45	374
697F942	365	701F228	345	711F002	355	712F765	361	733F46	374
697F988	382	701F237	341	712F205	360	712F775	361	733F47	374
697F995	361	701F60	372	712F215	360	712F785	361	733F48	374
698F038	371	701F61	372	712F225	360	712F795	361	733F49	374
698F31	374	701F62	372	712F235	360	713F518	372	733F50	374
698F32	374	701F63	372	712F265	360	713F528	372	733F51	374
698F33	374	701F705	346	712F275	360	713F908	372	733F52	374
698F34	374	702F987	345	712F305	361	713F938	372	733F53	374
698F43	383	703F997	346	712F315	361	713F948	372	744F208	372
698F44	383	704F269	371	712F325	361	713F958	372	744F258	372
698F45	383	704F279	371	712F335	361	713F988	372	744F662	341
698F46	383	704F479	371	712F345	361	713F998	372	744F688	372
698F51	383	704F489	371	712F355	361	714F005	360	751F16	350
698F52	383	704F569	371	712F365	361	714F035	360	751F17	350
698F53	383	704F579	371	712F375	361	714F065	360	753F598	359
698F64	374	704F589	371	712F385	360	714F125	360	754F02	387
698F65	374	704F599	371	712F395	360	714F155	361	754F03	387
698F66	374	704F62	372	712F405	360	714F185	361	754F04	387
698F67	374	704F63	372	712F415	360	714F215	361	754F05	387
698F68	374	704F648	372	712F425	360	714F255	360	754F09	384
698F69	374	704F658	372	712F435	360	714F275	361	754F09	385
698F70	374	704F66	372	712F445	361	714F305	360	754F09	386
698F71	374	706F005	375	712F455	361	714F315	360	754F10	384

Part Number	Page	Part Number	Page	Part Number	Page	Part Number	Page	Part Number	Page
754F10	385	754F69	384	775F818	358	776F928	358	779F245	357
754F10	386	754F70	384	775F828	358	776F938	358	779F335	357
754F12	385	754F71	387	775F838	358	776F948	358	779F345	357
754F12	386	754F72	387	775F908 Fin	359	776F958	358	779F395	357
754F13	385	754F73	387	775F918 Fin	359	776F968	358	779F405	357
754F13	386	754F78	384	775F948	358	776F978	358	779F415	357
754F14	384	754F79	384	776F002 Fin	358	776F988	358	779F425	357
754F14	385	754F80	384	776F012 Fin	358	776F998	358	779F515	357
754F14	386	754F81	384	776F022 Fin	358	777F208	358	779F525	357
754F15	384	754F84	386	776F032 Fin	358	777F215	357	779F575	357
754F15	385	756F507	342	776F042 Fin	358	777F225	357	779F585	357
754F15	386	756F517	342	776F215	357	777F235	357	779F638	358
754F16	385	756F527	342	776F225	357	777F245	357	779F648	358
754F16	385	756F537	342	776F235	357	777F335	357	779F658	358
754F16	386	756F542	342	776F245	357	777F345	357	779F728	358
754F17	386	756F557	342	776F335	357	777F395	357	779F738	358
754F18	386	756F567	342	776F345	357	777F405	357	779F748	358
754F19	386	756F582	342	776F395	357	777F415	357	779F758	358
754F20	386	756F622	342	776F405	357	777F425	357	779F787	359
754F21	386	756F963	370	776F415	357	777F515	357	779F797	359
754F22	386	763F002243	341	776F425	357	777F525	357	779F807	359
754F23	386	763F002273	341	776F515	357	777F575	357	779F97 Fin	357
754F24	386	763F002303	341	776F525	357	777F585	357	779F98 Fin	357
754F25	386	763F002333	341	776F575	357	778F215	357	779F99 Fin	357
754F26	386	763F002363	341	776F585	357	778F225	357	780F208	359
754F29	386	763F002393	341	776F638	358	778F235	357	780F215	357
754F30	386	763F012030	341	776F648	358	778F245	357	780F225	357
754F34	386	763F012060	341	776F658	358	778F335	357	780F235	357
754F35	386	763F012090	341	776F668	358	778F345	357	780F245	357
754F36	386	763F012120	341	776F678	358	778F395	357	780F335	357
754F37	386	763F012150	341	776F688	358	778F405	357	780F345	357
754F38	386	763F012180	341	776F698	358	778F415	357	780F395	357
754F43	385	763F012210	341	776F708	358	778F425	357	780F405	357
754F44	385	763F012240	341	776F718	358	778F515	357	780F415	357
754F45	385	763F012270	341	776F728	358	778F525	357	780F425	357
754F46	386	763F012300	341	776F738	358	778F575	357	780F515	357
754F52	387	763F012330	341	776F748	358	778F585	357	780F525	357
754F53	387	763F027120	341	776F758	358	778F638	359	780F575	357
754F54	387	763F027150	341	776F768	358	778F759	359	780F585	357
754F55	387	763F027180	341	776F778	358	778F788	358	780F638	359
754F56	387	763F027210	341	776F788	358	778F812	359	780F648	358
754F57	387	763F027240	341	776F798	358	778F868	359	780F658	358
754F58	387	763F027270	341	776F808	358	778F888	358	780F662	358
754F59	387	763F072	341	776F818	358	778F898	358	780F808	358
754F61	387	774F225	357	776F828	358	778F90 Fin	357	780F81 Fin	358
754F62	387	774F878	358	776F838	358	778F91 Fin	359	780F82 Fin	358
754F63	387	774F888	358	776F848	358	778F968	359	780F83 Fin	358
754F64	387	774F945	357	776F858	358	778F97 Fin	357	780F84 Fin	358
754F65	384	774F965	357	776F868	358	779F215	357	780F85 Fin	358
754F66	387	774F985	357	776F878	358	779F225	357	780F86 Fin	358
754F68	384	775F808	358	776F918	358	779F235	357	780F87 Fin	358

Part Number	Page	Part Number	Page	Part Number	Page	Part Number	Page	Part Number	Page
780F88 Fin	358	790F215	357	796F408	365	798F155	366	∅ 236L718018	381
780F89 Fin	358	790F225	357	796F43	370	798F165	364	∅ 326F737	379
780F90 Fin	358	790F235	357	796F46 x Fin	370	798F165	366	∅ 391F909	380
780F91 Fin	358	790F245	357	797F618	365	798F175	364	∅ 399F168	381
780F92 Fin	358	790F335	357	797F628	365	798F175	366	∅ 399F588	380
780F93 Fin	358	790F345	357	797F638	365	798F185	364	∅ 405F466	380
780F94 Fin	358	790F395	357	797F648	365	798F185	366	∅ 409F836	380
780F95 Fin	358	790F405	357	797F658	365	798F215	366		
780F96 Fin	358	790F415	357	797F668	365	798F225	366		
783F06	374	790F425	357	797F678	365	798F235	366		
783F208	360	790F515	357	797F688	365	798F245	366		
783F308	360	790F525	357	797F698	365	798F255	366		
783F408	360	790F575	357	797F708	365	798F265	366		
785F008	360	790F585	357	797F718	365	798F275	366		
785F018 Fin	360	790F988	359	797F728	365	798F285	366		
785F028 Fin	360	790F988	359	797F738	365	798F295	357		
785F038	360	790F998	359	797F748	365	798F305	357		
785F048	360	790F998	359	797F758	365	798F395	357		
785F058	360	791F51 x Fin	370	797F768	365	798F405	357		
785F068	360	791F82 Fin	370	797F778	365	798K912 x Fin	340		
785F078 Fin	360	791F83 Fin	370	797F788	365	798K922 x Fin	340		
785F088	360	791F84 Fin	370	797F808	365	799F505	360		
785F088	360	791F85 Fin	370	797F818	366	799F515	360		
785F108	360	791F86 Fin	370	797F828	364	799F525	360		
785F118 Fin	360	791F87 Fin	370	797F828	366	799F535	360		
785F128 Fin	360	794F509	387	797F838	366	799F545	360		
785F138 Fin	360	794F519	387	797F845	364	799F555	360		
785F148	360	794F529	387	797F845	366	799F565	360		
785F158 Fin	360	794F539	387	797F855	364	799F575	360		
785F168	360	796F118	364	797F855	366	799F585	360		
785F178	360	796F118	366	797F865	364	799F595	360		
785F188	360	796F208	363	797F865	366	799F605	361		
785F198	360	796F218	363	797F875	364	799F615	361		
785F218 Fin	360	796F228	363	797F875	366	799F625	361		
785F228	360	796F238	363	797F915	364	799F635	361		
785F238	360	796F248	363	797F915	366	799F645	361		
785F248	360	796F258	363	797F925	364	799F655	361		
785F258	360	796F268	363	797F925	366	799F665	361		
785F268 Fin	360	796F30 x Fin	370	797F935	364	799F675	361		
785F278	360	796F318	363	797F935	366	799F685	361		
785F288	360	796F328	363	797F945	364	799F695	361		
785F298	360	796F338	363	797F945	366	799F805	360		
785F308	360	796F358	363	798F115	364	799F815	360		
785F318 Fin	360	796F368	363	798F115	366	799F825	360		
785F328	360	796F378	363	798F125	364	799F835	360		
785F338	360	796F378	365	798F125	366	799F845	361		
785F348	360	796F388	363	798F135	364	799F855	361		
785F358	360	796F398	363	798F135	366	799F865	361		
785F378 Fin	360	796F398	363	798F145	364	799F875	361		
785F388 Fin	360	796F398	365	798F145	366	853F05	354		
790F208	359	796F408	363	798F155	364	∅ 195F67	377		



For more information regarding Corbin Russwin Locksets, Exit Devices, Door Controls and Key Systems, contact your authorized Corbin Russwin Distributor or Sales Representative.



**Corbin Russwin Architectural Hardware**

225 Episcopal Road  
Berlin, CT 06037  
Phone 800-543-3658  
Fax 800-447-6714  
[www.corbinrusswin.com](http://www.corbinrusswin.com)

**Notice:** This price book takes precedence over the catalog as to the correctness and availability of items in our entire line.

Corbin Russwin and Design®, Corbin®, Russwin®, and Design® Access 800®, Muséo®, and SecureBolt® are registered trademarks of Corbin Russwin, Inc., an ASSA ABLOY Group company. Safeguard™, PathLite™ and Vineyard™ are trademarks of Corbin Russwin, Inc. an ASSA ABLOY Group company. Unitrol® is a registered trademark of Yale Security Inc., an ASSA ABLOY Group company. These materials are protected under US copyright laws. All contents current at time of publication. Corbin Russwin Inc., an ASSA ABLOY Group company reserves the right to change availability of any item in this catalog, its design, construction, and/or its materials. Other products' brand names may be trademarks or registered trademarks of their respective owners and are mentioned for reference purposes only.

Copyright © 2002 - 2017 Corbin Russwin, Inc., an ASSA ABLOY Group company. All rights reserved. Reproduction in whole or in part without the express written permission of Corbin Russwin, Inc. is prohibited.